

Star Global Summit on High Risk Pregnancy

Safety | Technology | Advances | Research

24th - 26th March 2023 | The Westin, Pune

Organised by Pune Obstetric and Gynaecological Society (**POGS**)

Certificate of Attendance

This Certificate is awarded to

Dr. M B Bellad

For participation in the proceedings of the conference as a Faculty.

Maharashtra Medical Council has awarded 2 MMC credit points for workshop and 4 credit points for 2 days conference.
ICOG has awarded 4 credit points for workshops (2 points each workshop) and 10 credit points for 2 days conference.

Dr. Hrishikesh D Pai FOGSI President 2022-23	Dr. Madhuri Patel Secretary General, FOGSI	Dr. Sunita R Tandulwadkar Organizing Chairperson	Dr. Parag Biniwale President POGS 2022-23	Dr. Laxmi Shrikhande ICOG Chairperson	Prof. Ashok Kumar ICOG Secretary

Dr. Charuchandra Joshi Organizing Co-Chairperson	Dr. Meenakshi Deshpande MMC Observer	Dr. Kiran Kurtkoti Organizing Secretary	Dr. Ashish Kale Secretary POGS 2022-23 & Organizing Secretary



University of Dundee

Dundee Pelvis and Acetabulum Symposium

PROGRAMME

February 17 Friday 08:00 – 13:45 BST

UDOTS, School of Medicine, University of Dundee



Organisers

PROFESSOR ARPIT JARIWALA(UK)
PROFESSOR ABHAY ELHENCE (INDIA)

Speakers

MR MEHOOL ACHARYA (UK)
MR BEN CLIFT (UK)
DR OSAMA FAROUK (EGYPT)
DR RAKESH RAJPUT (INDIA)
DR RAMESH SEN (INDIA)
MR INDER GILL (UK)
MR ALASDAIR MACINNES (UK)
PROF ABHAY ELHENCE (INDIA)
MR GRAEME NICOLL (UK)
DR DINESH KALE (INDIA)
MR NIKHIL SHAH (UK)
DR TONY SAN JUAN (PHILIPPINES)

Support

MRS SHEILA MACDONALD — ADMINISTRATION
MR SADIQ NASIR — IT SUPPORT
MR IAN CHRISTIE — PROMOTION & DESIGN



Ninewells Hospital and Medical School, University of Dundee



Programme Flow

Workshop Welcome	Arpit Jariwala
Faculty Introduction	Abhay Elhence
8:00-8:20 Registration and Welcome	

PELVIC SESSION A – ASSESSMENT OF PELVIC RING DAMAGE

8:20-8:30	Anatomy and Classification	Alasdair MacInnes
8:30-8:40	X Ray and CT based Assessment	Dinesh Kale
8:40-8:50	Angioembolization Vs Pelvic Packing	Inder Gill
8:50-9:00	Late problems after pelvic ring fractures	Ben Clift
9:00-9:30	Case Discussion	Tony San Juan

PELVIC SESSION B – DEFINITIVE MANAGEMENT OF PELVIC RING DAMAGE

9:30-9:40	Anterior ring injuries	Dinesh Kale
9:40-9:50	Posterior ring injuries	Nikhil Shah
9:50-10:00	Sacral fractures	Osama Farouk
10:00-10:10	Combined Pelvi-Acetabular fractures	Tony San Juan
10:10-10:40	Case Discussion	Ramesh Sen

ACETABULAR SESSION C – ASSESSMENT OF ACETABULAR FRACTURES

10:40-10:50	Classification and Radiological Assessment (Xray and CT based)	Rakesh Rajput
10:50-11:10	Case Discussion – Interactive Case Examples	Inder Gill

11:10-11:30 Coffee Break

ACETABULAR SESSION D – DECISION MAKING AND DEFINITIVE MANAGEMENT

11:30-11:40	Choosing the right approach – Single Vs dual approach	Osama Farouk
11:40-11:50	Planning and Execution of Lag Screw fixation	Dinesh Kale
11:50-12:00	ABC fractures	Mez Acharya
12:00-12:10	T fractures	Ramesh Sen
12:10-12:20	Posterior Injuries	Alasdair MacInnes
12:20-12:30	Marginal Impaction	Rakesh Rajput
12:30-12:40	Paediatric Acetabular Fracture	Abhay Elhence
12:40-12:50	Acetabular Fracture in the Elderly	Abhay Elhence
12:50-13:00	THA after Acetabular Fracture	Ben Clift
13:00-13:30	Case Discussion	Mez Acharya
13:30-13:45	Vote of Thanks	Arpit Jariwala

University of Dundee

University Department of
Orthopaedic & Trauma Surgery (UDOTS)

email: ortho@dundee.ac.uk

Click here to join the meeting

Or

Scan the QR code below

30TH IPA CONGRESS & 60TH PEDICON 2023
Quality Care for Every Child Everywhere
Gandhinagar, Gujarat, India | 19th-23rd Feb, 2023
30th International Pediatric Association Congress 2023 &
60th Annual Conference of The Indian Academy of Pediatrics

Organised by: IPA International Pediatric Association — Every Child · Every Age · Everywhere

Hosted by:

CERTIFICATE

Dnyaneshwar D Kamble

has participated as Faculty
in 30TH IPA CONGRESS & 60TH PEDICON 2023
held on 19th - 23rd February 2023, Mahatma Mandir Convention & Exhibition Center, Gandhinagar, Gujarat
Gujarat Medical Council has awarded 12 credit hours for Faculty

Dr Upendra Kinjawadekar President, IAP	**Dr. Enver Hasanoğlu** President, IPA	**Dr GV Basavaraja** President-Elect, IAP	**Dr Naveen Thacker** President Elect, IPA	**Dr Bakul Parekh** Congress President, IPA
Dr Vineet Saxena Hon. Sec General, IAP	**Dr Santosh Soans** Scientific Chair	**Dr Chetan Trivedi** Organising Secretary, IAP	**Dr Sonal Shah** GMC Observer	

SDM
College of Medical Sciences
& Hospital

SHRI
DHARMASTHALA
MANJUNATHESHWARA
UNIVERSITY

SDM College of Medical Sciences & Hospital, Dharwad
In association with
Indian Association of Dermotologists, Venereologists Leprologists - Karnataka Branch

CERTIFICATE

This is to certify that

DR. BHAVANA DOSHI

has participated as faculty and delivered a lecture on

Basics of Dermatopathology

in **Dermabasics 2023** program held on 12th February 2023
at SDM College Of Medical Sciences and Hospital, Dharwad, Karnataka.

Dr. Prakash Kololgi
President, IADVL KN

Dr. D. P. Jayanth
Hon. Secretary General

Dr. Smitha Prabhu
Chairman IADVL KN Academy

Dr. Ashwini B. R.
Convenor Academy

Dr. S. B. Athanikar
Organising Chairman

Dr. R. S. Tophakhane
Organising Co-Chairman

Dr. Naveen K. N.
Organising Secretary

DERMACON INTERNATIONAL 2023 - INDIA

MUMBAI, MAHARASHTRA

SECOND INTERNATIONAL DERMACON & 51ST NATIONAL CONFERENCE OF
Indian Association of Dermatologists, Venereologists and Leprologists

Dates: 23rd - 26th February, 2023 | Venue: Jio World Convention Center, Mumbai, India

CERTIFICATE

NO: MMC/Accre.Cert/SPA-0173/2013 | CPD Code: MMC/MAC/2023/C-017048

This is to certify that

Dr. Bhavana Doshi

has attended & participated as a **Faculty** at

PRE-CONFERENCE CME / WORKSHOP

during **DERMACON INTERNATIONAL 2023 - INDIA** held at
Jio World Convention Centre, BKC, Mumbai, India from February 23-26, 2023
Maharashtra Medical Council has granted 3 (2+1) credit points for **Faculty**

Dr. Rashmi Sarkar	Dr. Vijay Zawar	Dr. Dinesh Kumar Devaraj	Dr. Vinay Saraf	Dr. K. E. Mukadam	Dr. Uday Khopkar	Dr. Shital Poojary	Dr. Vinay Tilokchand Chouksey
President, IADVL	President Elect, IADVL	Hon. Secretary General	Organizing Chairperson	Organizing Secretary	Scientific Chair	Scientific Co-chair	MMC Observer Code: MMC/MAO-02325/2020

SDM
College of Medical Sciences
& Hospital

SHRI
DHARMASTHALA
MANJUNATHESHWARA
UNIVERSITY

SDM College of Medical Sciences & Hospital, Dharwad
In association with
Indian Association of Dermotologists, Venereologists Leprologists - Karnataka Branch

CERTIFICATE

This is to certify that

DR. SHIVKUMAR PATIL

has participated as faculty and delivered a lecture on

Topical Therapy in Dermatology

in **Dermabasics 2023** program held on 12th February 2023
at SDM College Of Medical Sciences and Hospital, Dharwad, Karnataka.

Dr. Prakash Kololgi
President, IADVL KN

Dr. D. P. Jayanth
Hon. Secretary General

Dr. Smitha Prabhu
Chairman IADVL KN Academy

Dr. Ashwini B. R.
Convenor Academy

Dr. S. B. Athanikar
Organising Chairman

Dr. R. S. Tophakhane
Organising Co-Chairman

Dr. Naveen K. N.
Organising Secretary

DERMACON INTERNATIONAL 2023 - INDIA

MUMBAI, MAHARASHTRA

SECOND INTERNATIONAL DERMACON & 51ST NATIONAL CONFERENCE OF
Indian Association of Dermatologists, Venereologists and Leprologists

Dates: 23rd - 26th February, 2023 | Venue: Jio World Convention Center, Mumbai, India

CERTIFICATE

This is to certify that

Dr. Shiv Kumar Patil

was the **JUDGE** for the **E-POSTER SESSION** at
DERMACON INTERNATIONAL 2023 - INDIA held at
Jio World Convention Centre, BKC, Mumbai, India from February 23-26, 2023

Dr. Rashmi Sarkar	Dr. Vijay Zawar	Dr. Dinesh Kumar Devaraj	Dr. Vinay Saraf	Dr. K. E. Mukadam	Dr. Uday Khopkar	Dr. Shital Poojary
President, IADVL	President Elect, IADVL	Hon. Secretary General	Organizing Chairperson	Organizing Secretary	Scientific Chair	Scientific Co-chair

Association of Pelvic and Acetabular Surgeons

President: Dr. Rakesh Rajput | Secretary: Dr.Pranav Shah | Treasurer; Dr Abhay Elhence

Governing Council

Dr. C. J. Thakkar
Dr. Ramesh Sen
Dr. Dilip Patel
Dr. Nadim Farrooqi
Dr. J Papanachery
Dr. Parag Sancheti
Dr. Rakesh Rajput
Dr.Pradeep Kothadia

Zonal Representatives

Dr. Vivek Trikha
Dr. Sameer Agrawal
Dr. Pradeep Nemade
Dr. Ashok Raju
Dr. Sujith Kumar

Reg.No:4598

PAN:

AAEAA9732N

To whom it may concern

Dr. Dinesh Kale, Belgaum is the President elect of AOPAS, India for the year 2022-2023

Dr. Rakesh Rajput
President – AOPAS

Dr. Pranav A. Shah
Organizing Secretary – AOPAS

Dr. Pranav Shah, Department of Orthopedics,18, East Block CIMS Hospital, Science City Road, Sola, Ahmedabad 380060 Phone: +91 99786 95596


Organised by:
IPA International Pediatric Association
Every Child · Every Age · Everywhere
Hosted by:
Dr. ROOPA M HARAVI (BELLAD)
Present Designation:
PROFESSOR PAEDIATRICS
PRESIDENT IAP, KARNATAKA STATE
DIRECTOR ACADEMIC AFFAIRS, K L E ACADEMY OF HIGHER EDUCATION AND RESEARCH
CONVENER, NMC NODAL CENTRE FOR FACULTY DEVELOPMENT
KAHER'S J N MEDICAL COLLEGE BELAGAVI, KARNATAKA
Academic Highlights:
INVOLVED IN RESEARCH PROJECTS AS CO INVESTIGATOR IN COLLABORATION WITH INTERNATIONAL AGENCIES LIKE NIH , NICHD,USA
FELLOWSHIP IN PAEDIATRIC INTENSIVE CARE AT UNIVERSITY OF ILLINOIS CHICAGO, U.S.A(2000)
Served IAP as:
NATIONAL TRAINER FOR MISSION
NATIONAL FACULTY FOR MISSION
2023



CHIP CTO INDIA 2023

DAY 1 27-01-2023 — **Hall B**

06:00 PM - 07:00 PM - - MY WORST NIGHTMARE : I WISH IT HAD NOT HAPPENED TO ME : PART 1

Chairperson - **Rajneesh Kapoor**, **Suresh Patted**, **Yash Paul Sharma**

Discussant - **Vineet Malik**, **K Subramaniyam**, **Manish Kapoor**, **Mir Bashir**, **P S Sandhu**, **Saibal Mukhopadhyay**

06:00 PM - 06:02 PM	Introduction (2 Min)	-	**2 Min**
06:02 PM - 06:16 PM	Nightmare In Cathlab After Excellent Result (7 Min Presentation + 7 Min Discussion & Audience Interaction)	- Anil Kumar	**14 Min**
06:16 PM - 06:30 PM	Coronary Artery Aneurysm After Drug Eluting Stent Implantation Causing Coronary Bronchial Fistula (7 Min Presentation + 7 Min Discussion & Audience Interaction)	- Ankush Gupta	**14 Min**
06:30 PM - 06:44 PM	RCA Perforation Savior Guide (7 Min Presentation + 7 Min Discussion & Audience Interaction)	- Himanshu Gupta	**14 Min**
06:44 PM - 06:58 PM	A Case Of Recurrent Stent Thrombosis In Iatrogenic Dissection Of RCA (7 Min Presentation + 7 Min Discussion & Audience Interaction)	- Imran Hafeez	**14 Min**
06:58 PM - 07:00 PM	Take Home Message (2 Min)	-	**2 Min**


LIVE
NDTV
Dr. Suresh V. Patted
Gargi Rawat
Newsroom
Dr. V.S.Ramchandra
Chief Cardiologist
USV
HEALTH & WELLNESS - SAVE A LIFE
NEWSBREAK
2
DELHI: MAN KILLS PARTNER, STORES BODY IN FRIDGE
NDTV 24X7 ADHERES TO THE INDEPENDEN
SAVE A LIFE
SONY

SMT @ India LIVE 2023

Bifurcation in 2023

16th March, 2023

03:00pm – 04:00pm

ITC Grand Chola - Hall E

Chennai

Dear Dr. Patted,

This year SMT has planned to focus on our flagship brand of Supraflex Cruz and its clinical benefits during the proceedings of India LIVE 2023.

One specific area of focus is the use of Supraflex Cruz in complex bifurcation cases. To that end, we have organised a case-based discussion forum titled **Bifurcation in 2023,** as an hour-long session within the scientific agenda of India Live.

In this context we would like to cordially invite you as a **PANELIST** in this session. We will be grateful for your participation.

Looking forward!

Team SMT

Dear Dr. Suresh V Patted,

Greetings from **India Live!**

On behalf of the course directors, we are happy to have you as a part of the **India Live faculty.**

Your **Final Scientific Commitments** for the meeting are as follows :

Date	Hall	Time	Session Name	Topic	Role
16-Mar-2023	Main Arena 2	09:00 am to 11:20 am	Session 1: TAVR - Vascular Access		Moderator

Please Click here to download **India Live Template Slide** for your reference.

We request you to submit consent and required details.Click here to Submit

SPEAKER GUIDELINES :

following are the preview room hours of operations during the conference :

Day1, 15th March 2023	Day 2, 16th March 2023	Day 3, 17th March 2023	Day 4, 18th March 2023
07.00 AM – 08.00 PM	07.00 AM – 08.00 PM	07.00 AM – 08.00 PM	07.00 AM – 04.30 PM

Personal computers and USB drives are not allowed in the scientific halls. There is no provision for the same.

Please upload your presentation in the preview room at least **four hours** before your presentation and check your presentation on the demo podium

You can upload your presentation on the online portal until **Sunday, March 12th, 2023**. Click here to Upload the presentation.

For early morning sessions during the conference days, please upload your presentation the previous day, except for the **first day, March 15th, 2023**

Speakers must strictly adhere to the set presentation timings

A timer will be available on the screen as well as on the monitor in front of the speaker.

When there is one minute remaining for the presentation, a one-minute slide will be shown on the screen. Speakers must move to their conclusion as the screen will turn off when the time is up.

Session Co Ordinator, Chairpersons, Moderators and Commentators Guidelines :

Please note that there will be no announcements in the hall

www.aicog2023.com

Certificate
of Participation

aicog 2023 | Kolkata
Creating Tomorrow Together

January 4 - 8, 2023
Biswa Bangla Mela Prangan

This Certificate is presented to

Dr. Shivaprasad S Goudar

for attending
AICOG 2023 - the 65th All India Congress of Obstetrics & Gynaecology as a FACULTY
held on January 4 - 8, 2023
at Biswa Bangla Mela Prangan, Kolkata

Dr Hrishikesh Pai President FOGSI	Dr Madhuri Patel Secretary General FOGSI	Dr Bhaskar Pal Chair, Organising Committee AICOG 2023
Dr Dibyendu Banerjee Organising Secretary AICOG 2023	Dr Basab Mukherjee Organising Secretary AICOG 2023	Dr Ashis Kumar Mukhopadhyay Chair, Scientific Committee AICOG 2023

UPCON LUCKNOW 2023

Organized by Lucknow Obstetrics and Gynaecological Society (LOGS)
in collaboration with Gynae Academic Welfare Association

Theme: Redefining Women's Health

34th Annual UP Conference *of*
Obstetrics and Gynaecology
UPCON
17 18 19
MARCH 2023
Scientific Convention Center
Lucknow

CERTIFICATE
OF HONOUR

Presented to

DR. SHIVAPRASAD S. GOUDAR

in recognition of your contribution and continued work in strengthening the academics in Obgyn practice, social upliftment and women empowerment in India.

Your dedicated efforts are greatly appreciated.
We salute for your exemplary and visionary leadership.

Hall- Madhav
Dias 18/3/23
Speaker
Topic- Research Evidences in Maternal & Newborn health.

Dr. Usha Sharma
Founder & Patron
UPCOG

Dr. Chandravati
Organising chairperson
UPCON 2023

Dr. Anuradha Khanna
President
UPCOG 2023

Dr. Manju Shukla
Organising Co Chairperson
UPCON 2023

Dr. Priti Kumar
Organising Secretary
UPCON 2023

Gmail GENERAL MEDICINE <deptmedicine.jnmc@gmail.com>

Fwd: Fw: Fwd: Faculty invite

1 message

roopa kulkarni <roopakulkarni6@gmail.com> Wed, Apr 26, 2023 at 11:16 AM
To: deptmedicine.jnmc@gmail.com

---------- Forwarded message ---------
From: **roopa kulkarni** <roopakulkarni6@gmail.com>
Date: Wed, Jan 4, 2023, 2:59 PM
Subject: Fwd: Fw: Fwd: Faculty invite
To: <deptmedicine.jnmc@gmail.com>

---------- Forwarded message ---------
From: **roopa kulkarni** <roopakulkarni6@gmail.com>
Date: Wed, Nov 16, 2022, 3:49 PM
Subject: Fwd: Fw: Fwd: Faculty invite
To: <deptmedicine.jnmc@gmail.com>

---------- Forwarded message ---------
From: **arathi darshan** <arathidarshan14@rediffmail.com>
Date: Tue, Nov 15, 2022, 5:02 PM
Subject: Fw: Fwd: Faculty invite
To: roopakulkarni6 <roopakulkarni6@gmail.com>

Sent from RediffmailNG on Android

From: Arathi Darshan <arathidarshan14@gmail.com>
Sent: Tue, 15 Nov 2022 17:01:21 GMT+0530
To: arathidarshan14@rediffmail.com
Subject: Fwd: Faculty invite

---------- Forwarded message ---------
From: **Arathi Darshan** <arathidarshan14@gmail.com>
Date: Mon, 7 Nov 2022, 3:07 pm
Subject: Re: Faculty invite
To: Dr. Alaka Deshpande <alakadeshpande@rediffmail.com>

Respected Madam,
I humbly accept your invitation to deliver lecture on BP variability in DM.
Request you to send communication to the following email address.
arathidarshan14@rediffmail.com
Thanking you,
Yours sincerely,
Dr Arathi Darshan
Professor of Medicine,
JNMC,BELAGAVI

On Mon, 7 Nov 2022, 11:20 am Arathi Darshan, <arathidarshan14@gmail.com> wrote:
> Respected madam,
> Thank you for giving me an opportunity. ! I humbly accept the invitation.
> Thanking you,
> Dr Arathi Darshan

On Mon, 7 Nov 2022, 10:36 am Dr. Alaka Deshpande, <alakadeshpande@rediffmail.com> wrote:
> Dear Dr Arathi Darshan
> Thx for your response
> It is a pleasure to invite you as a faculty for ICP _CME
> Dt 26 Jan 2023
> Ahmedabad

APICON 2023
26 27 28 29 JANUARY 2023
MAHATMA MANDIR CONVENTION AND EXHIBITION CENTRE, GANDHINAGAR

78TH ANNUAL CONFERENCE OF THE ASSOCIATION OF PHYSICIANS OF INDIA

THIS IS TO CERTIFY THAT

Dr. V A Kothiwale

has attended 78th Annual Conference of the Association of Physicians of India on **26th, 27th, 28th & 29th January, 2023** held at Mahatma Mandir Convention & Exhibition Centre Gandhinagar as a **Faculty** and has been granted **3 CME** (26th January 2023), **4 CME** (27th January 2023), **4 CME** (28th January 2023) **2 CME** (29th January 2023) by Gujarat Medical Council.

girish mathur
Dr. Girish Mathur
President, Elect – API

Dr. Shyam Sundar
President - API

Dr. Alka Deshpande
Dean - ICP

agam vora
Dr. Agam Vora
Hon. General Secretary - API

Dr. Shashank Joshi
Chief Advisor
APICON 2023

Dr. Asha N. Shah
Org. Chairperson
APICON 2023

Dr. Banshi Saboo
Org. Secretary
APICON 2023

Dr. Alpesh Patel
GMC Observer

Dr. Apurv Nayak
GMC Observer

Dr. Bhupendra Shah
GMC Observer

www.aicog2023.com

Certificate
of Participation

aicog 2023 | Kolkata
Creating Tomorrow Together

January 4 - 8, 2023
Biswa Bangla Mela Prangan

This Certificate is presented to

Dr. Yeshita Vijay Pujar

for attending
AICOG 2023 - the 65th All India Congress of Obstetrics & Gynaecology as a FACULTY
held on January 4 - 8, 2023
at Biswa Bangla Mela Prangan, Kolkata

HDPai
Dr Hrishikesh Pai
President
FOGSI

M.A.Patel
Dr Madhuri Patel
Secretary General
FOGSI

Dr Bhaskar Pal
Chair, Organising Committee
AICOG 2023

Dr Dibyendu Banerjee
Organising Secretary
AICOG 2023

Dr Basab Mukherjee
Organising Secretary
AICOG 2023

Dr Ashis Kumar Mukhopadhyay
Chair, Scientific Committee
AICOG 2023

www.aicog2023.com

Certificate
of Participation

aicog 2023 | Kolkata
Creating Tomorrow Together

January 4 - 8, 2023
Biswa Bangla Mela Prangan

This Certificate is presented to

Dr. Mrutyunjaya Bellad

for attending
AICOG 2023 - the 65th All India Congress of Obstetrics & Gynaecology as a FACULTY
held on January 4 - 8, 2023
at Biswa Bangla Mela Prangan, Kolkata

HDPai
Dr Hrishikesh Pai
President
FOGSI

M.A.Patel
Dr Madhuri Patel
Secretary General
FOGSI

Dr Bhaskar Pal
Chair, Organising Committee
AICOG 2023

Dr Dibyendu Banerjee
Organising Secretary
AICOG 2023

Dr Basab Mukherjee
Organising Secretary
AICOG 2023

Dr Ashis Kumar Mukhopadhyay
Chair, Scientific Committee
AICOG 2023

Apollo Vanagaram
ORTHOPAEDIC
CONGRESS

Apollo
SPECIALITY HOSPITALS
VANAGARAM

1ST ANNUAL SUMMER CONFERENCE OF
APOLLO VANAGARAM
ORTHOPAEDIC CONGRESS (AVOC-2023)

CERTIFICATE
OF PARTICIPATION

This is to certify that Dr. Dinesh R. Kale ✓ has participated as a faculty/~~delegate~~,

in 1st Annual Summer Conference of Apollo Vanagaram Orthopaedic Congress (AVOC-2023) - on

Pelvi Acetabular Fractures. Conducted at Apollo Speciality Hospitals, Vanagaram from **17th - 18th March 2023**.

Dr. Rahul Menon Chief Operating Officer & DMS – Chennai Cluster II	**Dr. Paul Dilip Kumar** Joint Director Medical Services	**Dr. Ramesh Kumar Sen** Course Director	**Dr. Bharani Kumar** Organising Co-Chairman	**Dr. Jambu N** Organising Chairman

21st Annual National Conference of Indian Society of Cleft Lip Palate & Craniofacial Anomalies

INDOCLEFTCON 2023

...Involve and Evolve

Certificate

is awarded to

Dr. ROOPA BELLAD

for being a CHAIRPERSON / MODERATOR for scientific program during INDOCLEFTCON 2023, held on 16th, 17th & 18th March, 2023 at KLE Centenary Convention Center, Belagavi.
We appreciate your contribution to the success of this conference.

Dr. Rajesh S. Powar	Dr. Atul Parashar	Dr. K. M. Keluskar	Dr. Binita Mallapur
President, ISCLPCA Organizing Chairman	Hon. Secretary, ISCLPCA	Scientific Chairperson	Organizing Secretary

KLE CENTENARY CONVENTION CENTRE, J. N. MEDICAL COLLEGE CAMPUS,
NEHRU NAGAR, BELAGAVI - 590010 KARNATAKA, INDIA

CHANGING LANDSCAPES IN MENTAL HEALTH CARE

ANCIPS Bhubaneswar 2023

74th Annual National Conference Indian Psychiatric Society

2nd - 5th February, 2023

Mayfair Lagoon & Convention, Bhubaneswar, Odisha

Organized by IPS Odisha State Branch

Certificate of Credit Points

This is to certify that

Dr. N M Patil

has participated as ***Delegate*** *in the*

74th Annual National Conference of Indian Psychiatric Society

held on 2nd - 5th February 2023 at Mayfair Lagoon & Convention, Bhubaneshwar, Odisha, India.

Odisha Council of Medical Registration has ***allotted 16 credit hours to the attending delegates.***

Dr. Vinay Kumar	Dr. Arabinda Brahma	Dr. Tophan Pati	Dr. Amrit Pattojoshi
President IPS	Hon. Gen. Secretary IPS	Organising Chairperson ANCIPS 2023	Organising Secretary ANCIPS 2023

21st Annual National Conference of Indian Society of Cleft Lip Palate & Craniofacial Anomalies

INDOCLEFTCON 2023

....Involve and Evolve

KLE
EMPOWERING PROFESSIONALS

Certificate of Appreciation

presented to

DR. RAJESH S POWAR

ORGANISING CHAIRMAN

For your valuable contribution towards the Grand Success of the IndoCleftCon 2023 Conference held on 16th, 17th and 18th of March 2023 at K.L.E Convention Centre, Belagavi, India.

Dr. Rajesh S Powar
President, ISCLPCA

Atul Parashar.

Dr. Atul Parashar
Hon. Secretary, ISCLPCA

KLE CENTENARY CONVENTION CENTRE, J. N. MEDICAL COLLEGE CAMPUS,
NEHRU NAGAR, BELAGAVI - 590010 KARNATAKA, INDIA

21st Annual National Conference of Indian Society of Cleft Lip Palate & Craniofacial Anomalies

INDOCLEFTCON 2023

....Involve and Evolve

KLE
EMPOWERING PROFESSIONALS

Certificate of Appreciation

presented to

DR. BINITA MALLAPUR

ORGANISING SECRETARY

For your valuable contribution towards the Grand Success of the IndoCleftCon 2023 Conference held on 16th, 17th and 18th of March 2023 at K.L.E Convention Centre, Belagavi, India.

Dr. Rajesh S Powar
President, ISCLPCA

Atul Parashar.

Dr. Atul Parashar
Hon. Secretary, ISCLPCA

KLE CENTENARY CONVENTION CENTRE, J. N. MEDICAL COLLEGE CAMPUS,
NEHRU NAGAR, BELAGAVI - 590010 KARNATAKA, INDIA

21st Annual National Conference of Indian Society of Cleft Lip Palate & Craniofacial Anomalies

INDOCLEFTCON 2023

....Involve and Evolve

Certificate of Appreciation

presented to

DR. DARSHAN RAJPUT

TRASNPORTATION COMMITTEE

For your valuable contribution towards the Grand Success of the IndoCleftCon 2023 Conference held on 16th, 17th and 18th of March 2023 at K.L.E Convention Centre, Belagavi, India.

Dr. Rajesh S Powar
President, ISCLPCA

Atul Parashar.

Dr. Atul Parashar
Hon. Secretary, ISCLPCA

KLE CENTENARY CONVENTION CENTRE, J. N. MEDICAL COLLEGE CAMPUS,
NEHRU NAGAR, BELAGAVI - 590010 KARNATAKA, INDIA

21st Annual National Conference of Indian Society of Cleft Lip Palate & Craniofacial Anomalies

INDOCLEFTCON 2023

...Involve and Evolve

Certificate of Appreciation

presented to

DR. SAGAR KATKAR

CATERING COMMITTEE

For your valuable contribution towards the Grand Success of the IndoCleftCon 2023 Conference held on 16th, 17th and 18th of March 2023 at K.L.E Convention Centre, Belagavi, India.

Dr. Rajesh S Powar
President, ISCLPCA

Dr. Atul Parashar
Hon. Secretary, ISCLPCA

KLE CENTENARY CONVENTION CENTRE, J. N. MEDICAL COLLEGE CAMPUS,
NEHRU NAGAR, BELAGAVI - 590010 KARNATAKA, INDIA

13th Annual Conference of
Association of Child Neurology - India
CHILDNEUROCON 2023 2 - 4 February, 2023

Nurture the budding brains
Child Neurology Society (CNS), Pune
AOCN INDIA

Organisation Accreditation No. MMC/Accre.Cert/OTI-0249/2014

Certificate

CPD Code No:- MMC/MAC/2023/C-016951

Type of CME: Medical

This is to certify that

Dr. Mahesh Kamthe

has participated as Faculty
in 13th Annual Conference of the Association of Child Neurology India
held from February 2 - 4, 2023, at Pune.

Maharashtra Medical Council has granted 5 (Five) Credit Points for the Faculty.

Dr. Anaita Hegde	**Dr. Surekha Rajadhyaksha**	**Dr. Kavita Srivastava**	**Dr. Arun Halbe**
President, AOCN	Organising Chairman	Organising Secretary	MMC Observer Code MMC/MAO-00018/2013

ISVIR
Indian Society of Vascular and Interventional Radiology

CLINICAL INTERVENTIONAL RADIOLOGY CONFERENCE
CIR CON
BENGALURU 2023

ISVIR KARNATAKA BRANCH

CLINICAL INTERVENTIONAL RADIOLOGY CONFERENCE

BASICS & RECENT ADVANCES WITH HANDS-ON WORKSHOP

7-8 January 2023 | Bengaluru

Certificate of Participation

Dr. Abhinandan Ruge

Bearing Reg. No. **89058** Registered with

_____ Medical Council

has participated as a **FACULTY** in

Clinical Interventional Radiology Conference 2023

(under the aegis of ISVIR Karnataka State Branch)

held between 7th & 8th January 2023, Bengaluru

Karnataka Medical Council has granted **FOUR (4)** Credit hours for **FACULTY**

vide Letter No. K.M.C./C.M.E./503/2023 dated 02-01-2023

Dr Reddi Prasad Yadavalli
President

Dr Rohit Madhukar
Organizing Secretary

Zonal Chairman
KMC - CME Accreditation committee

ISVIR
Indian Society of Vascular and Interventional Radiology

CLINICAL INTERVENTIONAL RADIOLOGY CONFERENCE
CIR CON
BENGALURU 2023

ISVIR
KARNATAKA BRANCH

CLINICAL INTERVENTIONAL RADIOLOGY CONFERENCE

BASICS & RECENT ADVANCES WITH HANDS-ON WORKSHOP

7-8 January 2023 | Bengaluru

Certificate of Participation

Dr Iranna M Hittalamani

Bearing Reg. No. **112052** Registered with

Karnataka Medical Council

has participated as a **FACULTY** in

Clinical Interventional Radiology Conference 2023

(under the aegis of ISVIR Karnataka State Branch)

held between 7th & 8th January 2023, Bengaluru

Karnataka Medical Council has granted **FOUR (4)** Credit hours for **FACULTY**

vide Letter No. K.M.C./C.M.E./503/2023 dated 02-01-2023

Dr Reddi Prasad Yadavalli
President

Dr Rohit Madhukar
Organizing Secretary

Zonal Chairman
KMC - CME Accreditation committee

ISVIR
Indian Society of Vascular and Interventional Radiology

CLINICAL INTERVENTIONAL RADIOLOGY CONFERENCE
CIR CON
BENGALURU 2023

ISVIR KARNATAKA BRANCH

CLINICAL INTERVENTIONAL RADIOLOGY CONFERENCE

BASICS & RECENT ADVANCES WITH HANDS-ON WORKSHOP

7-8 January 2023 | Bengaluru

Certificate of Participation

Dr Navin Mulimani

Bearing Reg. No. **68615** Registered with

_____ Medical Council

has participated as a **FACULTY** in

Clinical Interventional Radiology Conference 2023

(under the aegis of ISVIR Karnataka State Branch)

held between 7th & 8th January 2023, Bengaluru

Karnataka Medical Council has granted **FOUR (4)** Credit hours for **FACULTY**

vide Letter No. K.M.C./C.M.E./503/2023 dated 02-01-2023

Dr Reddi Prasad Yadavalli
President

Dr Rohit Madhukar
Organizing Secretary

Zonal Chairman
KMC - CME Accreditation committee

ISVIR
Karnataka Branch
Indian Society of Vascular and Interventional Radiology
Karnataka State Branch

No:205, Hoysala Vijaya Enclave, Kalpana Chawla Road, Bhoopasandra, Bengaluru – 560094

Dr. Reddi Prasad Yadavalli
President

Dr. Bhaskar M V
Vice President

Dr. Rohit Madhurkar
Secretary

Dr. Madhu Prashanth
Joint Secretary

Dr. Vidya Bhargavi R
Treasurer

Dr. Rajesh Helaver
Executive Member

Dr. Amitha Vikrama
Executive Member

Dr. Nagabhushan
Executive Member

Dr. Vikash Chennur
Executive Member

Dr. Madhu S D
Executive Member

Dr. Dheeraj Tiwari
Executive Member

Dr. Naveen Mulimani
Executive Member

Dr. Lenon D'souza
Executive Member

Advisory committee
Dr. Indusekhar
Dr. M. C. Uthappa
Dr. Shama Rao

10th April 2023

TO WHOM IT MAY CONCERN

This is to certify our esteemed invited faculty **Dr Abhinandhan Ruge** for sharing his experience and knowledge on management of peripheral arterial diseases in our ISVIR Karnataka Monthly CME held on 15th March 2023 at Radisson Blue - Atria, Bengaluru.

Yours Sincerely,

Dr. Reddi Prasad Yadavalli
President

Dr. Rohit Madhurkar
Secretary



Organized by Lucknow Obstetrics and Gynaecological Society (LOGS)
in collaboration with Gynae Academic Welfare Association

Theme: Redefining Women's Health

54th Annual UP Conference of
Obstetrics and Gynaecology
UPCON
17 18 19
MARCH 2023
Scientific Convention Center
Lucknow

CERTIFICATE
OF HONOUR

Presented to

DR. MRITYUNJAYA B. BELLAD

in recognition of your contribution and continued work in strengthening the academics in Obgyn practice, social upliftment and women empowerment in India.

Your dedicated efforts are greatly appreciated.
We salute for your exemplary and visionary leadership.

Dr. Usha Sharma	Dr. Chandravati	Dr. Anuradha Khanna	Dr. Manju Shukla	Dr. Priti Kumar
Founder & Patron UPCOG	Organising chairperson UPCON 2023	President UPCOG 2023	Organising Co Chairperson UPCON 2023	Organising Secretary UPCON 2023


Follow Your Heart
GDMT in HF:
Reality vs Evidence

Dear Doctor,
Greetings from Novartis Healthcare Pvt ltd,
It's give immense pleasure to invite you for Novartis Scientific meeting on 24th February 2023 at 5.30PM Onwards.
Topics & Speakers :

Topic 1 - Heart failure and changes in kidney function: Understanding, not reacting

Dr Suhasini Atharga

Consultant Interventional Cardiologist
KLES
Belgaum

Topic 2 - Quality of Life: An Important Aspect in Management of HFrEF

Dr Shreedhar Masineni

Consultant Physician

Sreenivas Health Clinic

Ballari

KRISHNA
VISHWA
VIDYAPEETH
(Deemed to be University)
Knowledge • Innovation • Excellence

Accredited by NAAC with 'A+' grade
An ISO 9001:2015 Certified University
Declared U/s 3 of UGC ACT 1956 vide Notification no.F.9-15/2001-U.3
of the Ministry of Human Resource Development, Govt. of India
Karad, Dist. : Satara (Maharashtra State) Pin : 415539
Tel : 02164- 241555-8 (Extn. 311)
Website : www.kvv.edu.in | E-mail: hodfmt@kvv.edu.in

CERTIFICATE

This is to certify that **Dr.Vinay S.Bannur.,** Assist.Professor Dept.of FMT Jawaharlal Nehru Medical College,Balgavi,Karnataka, delivered Guest Lecture on 01-03-2023, on the topic – "Modes of Death and Suspended Animatiom", from 4.00 pm to 5.00 pm.

DR. C.M.Kokatanur,
Professor and Head,
Forensic Medicine & Toxicology,
K.I.M.S. KARAD.

Professor & Head
Dept. of Forensic Medicine,
K. I. M. S.
KARAD - 415110

DR.S.T.Mohite,
Dean,
K.I.M.S. KARAD.

Dean
Krishna Institute of Medical Sciences,
KIMSDU, Karad

JNANAHARSHA - 2023

13th KSOGA PG CME

Annual OBGYN Postgraduate CME Association with Department of OBG KIMS Hubballi & SDMMC Dharwad, Hubli-Dharwad OBGYN Society

12 ICOG Points Granted & State Medical Council Points Applied

Enhance your clinical practice and knowledge with latest updates in obstetrics, gynaecology, uro-gynaecology, oncology, research methodology, infertility, and more. Learn from practical case-oriented discussions, demonstrations & obstetric drills only at the KSOGA JNANAHARSHA Annual PG CME - 2023

Date: 29th - 31st March 2023

Time: 8.00 am to 6.30 pm IST

Enroll at just Rs. 1500/-

Click To Enroll

Esteemed Faculty



Dr. Bafna



Dr. Hema Divakar



Dr. M.C. Metgud



Dr. Vidya Thobbi

Disclaimer: The program & faculty are subject to change at the discretion of the organizers.

Download Brochure

2:30 pm - 3:00 pm	Intrapartum fetal monitoring	Lecture	Dr Prakash Mehta
3:00 pm - 4:00 pm	Twins (Multifetal Gestation)	Case Discussion	Dr DurgadasAsranna Dr Shobha Bembalagi Dr Sheela Mane
4:00 pm - 4:30 pm	LARC	Lecture	Dr Shobha N Gudi
4:30 pm - 5:30 pm	HDP	Case Discussion	Dr Asha Nervi Dr Rajshree Paladi Dr Madhu J
5:30 pm - 6:00 pm	Recent Advances in Ante-Natal Care	Lecture	Dr Hema Patil

SCHEDULE
Date: 30.3.2023
DAY 2

TIME	TOPICS	SESSION	SPEAKERS
8:00 am -9:00 am	Infertility	Case Discussion	Dr Manjula A Patil Dr Soumya Dinesh Dr Rekha Rajendrakumar Dr Roopa Aravind
9:00 am - 9:30 am	PID	Lecture	Dr Vidya Thobbi
9:30 am - 10:00 am	Anaemia in pregnancy	Lecture	Dr Hema Diwakar
10:00 am - 10:30 am	Recent Advances in AUB Management	Lecture	Dr Sunita Tandulwadkar
10:30 am - 11:30 am	Prolapse	Case Discussion	Dr Ambrish Bandiwad Dr Naveen Prasanna Dr Shukla Shetty
11:30 am - 12:00 pm	Hormones in Gynaecology	Lecture	Dr Sampath Kumari
12:00 pm - 12:30 pm	Primary Amenorrhea	Lecture	Dr Priya Ballal
12:30 pm - 1:00 pm	Cancer Screening	Lecture	Dr Bharathi Rajshekar
1:00 pm - 1:30 pm	Bad obstetric history	Lecture	Dr Shreepad Hebbar
1:30 pm - 2:30 pm	Break		
2:30 pm - 3:30 pm	AUB-L	Case Discussion	Dr M C Metgud Dr Sunitha T H Dr U S Hungarga Dr Shanta Shekhar
3:30 pm - 4:00 pm	Endometriosis And Recent Advances	Lecture	Dr Shailesh Gokavi
4:00 pm - 4:30 pm	Adenomyosis	Lecture	Dr Asha Rao
4:30 pm - 5:00 pm	Stress urinary incontinence	Lecture	Dr Kiran A
5:00 pm - 5:30 pm	Vesicovaginal Fistula	Lecture	Dr Chandru
5:30 pm - 6:00 pm	Premature ovarian failure	Lecture	Dr Susheela Rani
6:00 pm - 6:30 pm	HSG	Lecture	Dr Mahesh Koregal

SCHEDULE
Date: 31.3.2023
DAY 3

TIME	TOPICS	SESSION	SPEAKERS
8:00 am - 9:00 am	Carcinoma Cervix	Case Discussion	Dr Veerandra Kumar

KARNATAKA INSTITUTE OF MEDICAL SCIENCES

P.B Road, Vidyanagar, Hubballi

Certificate of Attendance

This is to certify that

Dr. RAVI S JATTI

Has Participated as Faculty in

KIMS Orthopaedic Postgraduate Teaching Program 2023

Organised by

Dept. of Orthopaedics, KIMS, Hubballi

Under the Aegis of

Karnataka Orthopaedic Association (KOA)

&

Hubli-Dharwad Orthopaedic Association (HDOA)

Dr. Suryakanth Kalluraya

Head, Dept. of Orthopaedics

KIMS HUBBALLI

Professor and Head of the Department of Orthopedics Karnataka Institute of Medical Sciences Hubli.

Dr. Venkatesh Mulimani

Organising Chairman

KIMS OTP 2023

Professor Department of Orthopaedics KIMS, HUBLI.

KARNATAKA CHAPTER

Journal of Psychiatry Spectrum

Official Publication of Indian Psychiatric Society – Karnataka Chapter (IPS-KC)

ISSN: 000-000, E-ISSN: 000-000

Editorial Board

EDITOR
Vijaykumar Harbishettar
editor.jopsys@gmail.com
+91 9480501893

EDITOR'S OFFICE
Spandana Health Care
No. 236/2, 29th Main,
5th Block, Nandini Layout,
Bengaluru - 560096, India

CHIEF ADVISOR
T S Sathyanarayana Rao

DEPUTY EDITORS
Anil Kakunje
Geetha Desai
Kiran Kumar K
Ranganath Kulkarni
Sivakumar Thanapal

ASSISTANT EDITORS
Aditya Pandurangi
Aruna Yadiyal
Bheemsain Tekkalaki
Chandrashekar Huded
Eesha Sharma
Gopal Das C M
Guru S Gowda
Lakshmi Shiva
Mahesh Mahadevaiah
Samir Kumar Praharaj
Saraswathi Nagaraju
Sunil Kumar Patil

ART/BOOK REVIEW
Shubrata Kalmane
Sonia Shenoy
Virupaksha H S

STATISTICS EDITORS
Denis Xavier
Nithin Kondapuram
Suhas Chandran

JOURNAL CORE COMMITTEE
Vijaykumar Harbishettar (Editor)
T S Sathyanarayana Rao (Chair)
Swaminath G (Co-Chair)
Prabha S Chandra
Abhay Matkar
Mahesh Gowda
Kiran Kumar P K (President, IPS-KC)
Somashekhar Bijjal (Hon' Secretary, IPS-KC)
Narayan Mutalik (Hon' Treasurer, IPS-KC)

NATIONAL ADVISORS
Ashok Mysore V
Atul Ambekar
B N Gangadhar
Jagadish A
Jagadisha Thirthalli
Jahnavi Kedare
Mahesh Desai
Mathew Varghese
Om Prakash Singh
Pratima Murthy
R Raguram
Ravindra Galgali
Sanjeev Jain
Srinivasa Murthy R
Y C Janardhan Reddy

INTERNATIONAL ADVISORS
Ananda Pandurangi (USA)
Mohan K Isaac (Aus)
Nagesh Pai (Aus)
Somashekar B S (UK)
Srinagesh Mannekote (USA)
Shabbir Amanullah (Canada)

TRAINEE EDITORS
Sarthak Kamath
Swarna Buddha Nayok

OMBUDSMAN
Raveesh B N

EXECUTIVE COMMITTEE OF INDIAN PSYCHIATRIC SOCIETY – KARNATAKA CHAPTER (IPS-KC) (2021 – 2022)

Office Address:
No. 521, B-4, Godhavari Block,
National Games Village,
Koramangala, Bengaluru 560034,
INDIA
Website: www.ipskc.com
Email: ipskcoffice@gmail.com

Corresponding Address:
Dr. Somashekhar Bijjal
Associate Professor, Department of Psychiatry, Gadag Institute of Medical Sciences, Gadag, 583203, Karnataka, India
Tel: +91 9448333173

President
Dr. P K Kiran Kumar

President Elect
Dr. N M Patil

Hon' Secretary
Dr. Somashekhar Bijjal

Hon' Treasurer
Dr. Narayan Mutalik

Hon' Editor
Dr. Vijaykumar Harbishettar

Immediate Past President
Dr. Shripathy M Bhat

Immediate Past Secretary
Dr. Sunil Kumar Patil

Executive Committee Members
Dr. Harsha G T
Dr. Ajaykumar Dhage
Dr. Guru S Gowda
Dr. Shubrata Kalmane
Dr. Bheemsain Tekkalaki
Dr. Samir Kumar Praharaj

Co-opted Members
Dr. Gopal Das CM
Dr. Vinay Kumar KS

IPS-KC Representative to IPS-SZ
Dr. Raveesh BN

IPS-KC Newsletter Section
Dr. Gopal Das CM (Associate Editor)
Dr. Yamini Devendran (Assistant Editor)
Dr. Vinay Kumar KS (Assistant Editor)

WORKING COMMITTEES

Bye Law Committee
Dr. M Ramachandra
Dr. Harisha Delanthabettu
Dr. Abhay Matkar

Awards Committee
Dr. Anand K Pandurangi
Dr. Mathew Varghese
Dr. Harisha Delanthabettu

Legal Cell Committee
Dr. Raveesh BN
Dr. Mahesh Gowda
Dr. Ganesh Prasad Mudraje

Tribunal Committee
Dr. Ajit Bhide
Dr. P Vijayakumar
Dr. Saranya Devanathan

Membership Directory Committee
Dr. Somashekar Bijjal
Dr. Narayan Mutalik
Dr. Bheemsain Tekkalaki

Scientific Committee
Dr. PSVN Sharma
Dr. C Y Sudarshan
Dr. Pavithra KS

Editorial Committee
Dr. Vijaykumar Harbishettar
Dr. Anil Kakunje
Dr. Geetha Desai
Dr. Gopal Das CM

Finance Committee
Dr. M Ramachandra
Dr. Mahesh R Gowda
Dr. Narayan Mutalik

Asset Committee
Dr. R Raguram
Dr. M Ramachandra
Dr. Chandrashekar H
Dr. Mahesh R Gowda
Dr. P K Kiran Kumar
Dr. Somashekhar Bijjal
Dr. Narayan Mutalik

Protocol Officer
Dr. Hemanth Kumar BG

Webmaster
Dr. Mohan Sunil Kumar

Journal of Psychiatry Spectrum

Official Publication of Indian Psychiatric Society – Karnataka Chapter (IPS-KC)

KARNATAKA CHAPTER

GENERAL INFORMATION

The Journal

The Journal of Psychiatry Spectrum (ISSN: 000-000, E-ISSN: 000-000) is an open access, peer-reviewed Journal. It is the Official Scientific Publication of the Indian Psychiatric Society Karnataka Chapter (IPS-KC) (www.ipskc.com). It publishes papers on all aspects of the clinical practice and research in Psychiatry, including its subspecialties and allied specialties. This Journal with is published bi-annually.

Abstracting and indexing information

The journal is registered with the following abstracting partners: Nil.
The journal is indexed with, or included in, the following: Nil.

Information for Authors

The Journal does not charge any fee for article submission, processing, or publication either in print or electronic for jopsys submissions. Please check http://www.jops.com/contributors.asp for details.

All manuscripts must be submitted online at https://review.jow.medknow.com/jopsys/

Subscription Information

A subscription to Journal of Psychiatry Spectrum comprises 2 issues. Prices include postage. Annual Subscription Rate for non-members:
Institutional Subscription: INR 2000 for Print copies & No Fee for Electronic Copies
Personal Subscription: INR 1500 for Print Copies & No Fee for Electronic Copies

Annual Subscription for Members of the Indian Psychiatric Society - Karnataka Chapter:
INR 1000 for Print Copies & No Fee for Electronic Copies. (Occasionally the IPS-KC may take a decision to provide complementary Print copies to its members)

For modes of payment and other details, please visit www.medknow.com/subscribe.asp.

Claims for missing issues will be addressed at no charge if received within 3 months. Duplicate copies cannot be sent to replace issues not delivered in case of failure to notify publisher of change of address.

The Journal is published and distributed by Wolters Kluwer India Private Limited. Copies are mailed to subscribers directly from the publisher's address. It is illegal to acquire copies from any other source. If a copy is received for personal use as a member of the association/society, one cannot resale or give-away the copy for commercial or library use.

The copies of the journal to the subscribers are sent by ordinary post. The Editorial Board, Association or Publisher will not be responsible for non-receipt of copies. If any member/subscriber wishes to receive the copies by registered post or courier, they can intimate the publisher's office. If a copy returns due to incomplete, incorrect or changed address of a member/subscriber on two consecutive occasions, the names of such members will be deleted from the mailing list of the journal. Providing complete, correct and up-to-date address is the responsibility of the member/subscriber.

Non-members: Please send change of address information to WKHLRPMedknow_subscriptions@wolterskluwer.com.

Advertising policies

The Journal accepts display and classified advertising. Frequency discounts and special positions are available. Enquiries about advertising should be sent to WKHLRPMedknow_advertise@wolterskluwer.com.

The Journal reserves the right to reject any advertisement considered unsuitable according to the set policies of the journal.

The appearance of advertising or product information in the various sections in the journal does not constitute an endorsement or approval by the journal and/or its publisher of the quality or value of the said product or of claims made for it by its manufacturer.

Copyright

The entire contents of the Journal of Psychiatry Spectrum are protected under International Copyrights. The Journal, however, grants to all users a free, irrevocable, worldwide, perpetual right of access to, and a license to copy, use, distribute, perform and display the work publicly and to make and distribute derivative works in any digital medium for any reasonable non-commercial purpose, subject to proper attribution of authorship and ownership of the rights. Journal also grants the right to make small numbers of printed copies for their personal non-commercial use.

Permissions

For information on how to request permissions to reproduce articles/information from this journal, please visit www.jops.com.

Disclaimer

The information and opinions presented in the Journal reflect the views of the authors and not of the Journal or its Editorial Board or the Publisher. Publication does not constitute endorsement by the journal. Neither the Journal of Psychiatry Spectrum nor its publishers nor anyone else involved in creating, producing or delivering the Journal of Psychiatry Spectrum or the materials contained therein, assumes any liability or responsibility for the accuracy, completeness, or usefulness of any information provided in the Journal of Psychiatry Spectrum, nor shall they be liable for any direct, indirect, incidental, special, consequential or punitive damages arising out of the use of the Journal of Psychiatry Spectrum. The Journal of Psychiatry Spectrum, nor its publishers, nor any other party involved in the preparation of material contained in the Journal of Psychiatry Spectrum represents or warrants that the information contained herein is in every respect accurate or complete, and they are not responsible for any errors or omissions or for the results obtained from the use of such material. Readers are encouraged to confirm the information contained herein with other sources.

Addresses

Editorial Office
Dr Vijaykumar Harbishettar,
Consultant Psychiatrist,
Spandana Health Care,
No. 236/2, 29th Main,
5th Block, Nandini Layout,
Bengaluru 560096, Karnataka, INDIA
Phone: +91 9480501893/+91 8892295099
E-mail: drvijaysh@yahoo.com
Website: www.jops.com

Published by

Wolters Kluwer India Private Limited
A-202, 2nd Floor, The Qube,
C.T.S. No.1498A/2 Village Marol,
Andheri (East),
Mumbai - 400 059, India.
Phone: 91-22-66491818
Website: www.medknow.com

Printed at

Nikeda Art Prints Pvt. Ltd.,
Bhandup (W), Mumbai - 400078, India.

Author Query???
AQ1: Please check with website team

KARNATAKA CHAPTER

Journal of Psychiatry Spectrum

Official Publication of Indian Psychiatric Society – Karnataka Chapter (IPS-KC)

Volume 1 ▪ Issue 1 ▪ January-June 2022

CONTENTS

Journal of Psychiatry Spectrum on Web

https://review.jow.medknow.com/jopsys/

The Journal of Psychiatry Spectrum accepts articles electronically. It is easy, convenient and fast. Check following steps:

1 Registration

- Register by following steps on https://review.jow.medknow.com/jopsys/ as a new author and then signup as author
- It is a two step process

2 New article submission

- Read instructions on the journal website or download the same from manuscript management site
- Prepare your files (Article file, First page file and Images, Copyright form & Other forms, if any)
- Login as an author
- Click on 'Submit new article' under 'Submissions'
- Follow the steps (guidelines provided while submitting the article)
- On successful submission you will receive an acknowledgement quoting the manuscript ID

3 Tracking the progress

- Login as an author
- The report on the main page gives status of the articles and its due date to move to next phase
- More details can be obtained by clicking on the ManuscriptID
- Comments sent by the editor and reviewer will be available from these pages

4 Submitting a revised article

- Login as an author
- On the main page click on 'Articles for Revision'
- Click on the link "Click here to revise your article" against the required manuscript ID
- Follow the steps (guidelines provided while revising the article)
- Include the reviewers' comments along with the point to point clarifications at the beginning of the revised article file.
- Do not include authors' name in the article file.
- Upload the revised article file against New Article File - Browse, choose your file and then click "Upload" OR Click "Finish"
- On completion of revision process you will be able to check the latest file uploaded from Article Cycle (In Review Articles-> Click on manuscript id -> Latest file will have a number with 'R', for example XXXX_100_15R3.docx)

Facilities

- Submission of new articles with images
- Submission of revised articles
- Checking of proofs
- Track the progress of article until published

Advantages

- Any-time, any-where access
- Faster review
- Cost saving on postage
- No need for hard-copy submission
- Ability to track the progress
- Ease of contacting the journal

Requirements for usage

- Computer and internet connection
- Web-browser (Latest versions - IE, Chrome, Safari, FireFox, Opera)
- Cookies and javascript to be enabled in web-browser

Online submission checklist

- First Page File (rtf/doc/docx file) with title page, covering letter, acknowledgements, etc.
- Article File (rtf/doc/docx file) - text of the article, beginning from Title, Abstract till References (including tables). File size limit 4 MB. Do not include images in this file.
- Images (jpg/jpeg/png/gif/tif/tiff): Submit good quality colour images. Each image should be less than 10 MB) in size
- Upload copyright form in .doc / .docx / .pdf / .jpg / .png / .gif format, duly signed by all authors, during the time mentioned in the instructions.

Help

- Check Frequently Asked Questions (FAQs) on the site
- In case of any difficulty contact the editor

Author Query???

AQ1: Please check with website team

Others 14

BLDE
(DEEMED TO BE UNIVERSITY)
Declared as Deemed to be University u/s 3 of UGC Act, 1956
The Constituent College
SHRI B. M. PATIL MEDICAL COLLEGE, HOSPITAL AND RESEARCH CENTRE

BLDE(DU)/REG/IQAC/2021-22/874 July 29, 2021

To,
Dr. Mallikarjun Karishetti
Prof. & Head,
Department of Nephrology, JNMC,
Belagavi – 590 010

Greeting from BLDE (Deemed to be University) Vijayapura.

Sir,

Subject: Nomination as a Member on Internal Quality Assurance Cell (IQAC).

I am pleased to inform you that you will be Member on Internal Quality Assurance Cell (IQAC) of the BLDE (Deemed to be University), Vijayapura, as a Parent Representative.

The University will be grateful if you can kindly accept the nomination and convey your acceptance.

I will be looking forward to your consent.

Please arrange to send address for correspondence, mobile no. and e-mail address for office use.

With regards,

Thanking you,

Yours sincerely,

REGISTRAR
REGISTRAR
BLDE (Deemed to be University)
Vijayapura-586103. Karnataka

SHRI
DHARMASTHALA
MANJUNATHESHWARA
UNIVERSITY

Ref: SDMU/Notf.-242(A1)/F-119/51/2023

Date: 25/01/2023

AMENDMENT TO NOTIFICATION ON
RECONSTITUTION OF BOARD OF STUDIES MEDICAL PRECLINICAL (UG & PG)

Ref:
1. Shri Dharmasthala Manjunatheshwara University Act, 2018
2. Statutes 1.8 of the University
3. SDMU/Notf.-242/F-119/295/2022 Date: 11.04.2022

The Notification No **SDMU/Notf.-242/F-119/295/2022 Dated:** 11.04.2022 of Shri Dharmasthala Manjunatheshwara University on the reconstitution of **Board of Studies Medical Preclinical (UG & PG)** shall stand amended with effect from 25/01/2023 for a period of three years from the date of earlier notification dated 11/04/2022 (i.e., till 10/04/2025).

Sl No	Names	Designation	Email ID & Phone NO.
01	Prof. Rathnamala Desai Principal, SDMCMS&H	Dean Faculty of Medicine	principal@sdmmedicalcollege.org 9448854914
02	Dr A V Kulkarni Professor and HoD of Anatomy	Chairperson	arunvkulkarnimaa@gmail.com, arunkulkarni@hotmail.com 9448316869, 8951547554
03	Dr Veena Kulkarni, Professor of Anatomy	Member	drveenapuranik@gmail.com 9448225782
***04**	**Dr Suresh Managutti Associate Professor of Anatomy**	**Member**	**sureshmangutti@gmail.com 9538797147**
05	Dr Vitthalsa H. Khode Professor & HOD of Physiology	Member	drkhoday@gmail.com 9916821453
06	Dr Ashwini R. Doyizode Associate Professor of Physiology	Member	drashwinilokre@gmail.com 9986374814
07	Dr Nagalakshmi V Professor of Physiology	Member	drlakshmi26@yahoo.com 9986224442
08	Dr Vidya S Patil Professor & HOD of Biochemistry	Member	vidyaspatil02@gmail.com 9845641762
09	Dr Rakesh T Mudaraddi Professor of Biochemistry	Member	drrakesh_raddi@yahoo.co.in 9591952953
10	Dr Vijayetha Patil Professor of Biochemistry	Member	drvijayetha@gmail.com 9449015978
11	Dr Mayur Sherkhane Professor of Community Medicine	Member	drmayurss@yahoo.co.in 9844941555S
12	Dr Smita Sonoli Professor of Biochemistry, KAHER, JNMC, Belgaum	External Member	naragundsmita@gamil.com 9901662601

Dr. Chidendra M. Shettar M.S. (Ortho.), FRCS (GLASG).
REGISTRAR

REGISTRAR,
Sri Dharmasthala Manjunatheshwara
University, Dharwad

Shri Dharmasthala Manjunatheshwara University ★ Dharwad ★

International Scientific Information, Inc.

CERTIFICATE

of Peer-Review

American Journal of Case Reports

eISSN: 1941-5923

This certificate is to acknowledge that

Dr. Mrityunjay Metgud

has reviewed the manuscript:

Am J Case Rep #939179

"A Case of Synchronous Primary Tumors of the Left Ovary and Uterus"

Thomas V. Bilfinger

Editor-in-Chief
American Journal of Case Reports

Melville, Feb 16th, 2023

Date

p- ISSN 2454 - 7956
e- ISSN 2455 - 8338

JOURNAL OF ORTHOPEDIC EDUCATION

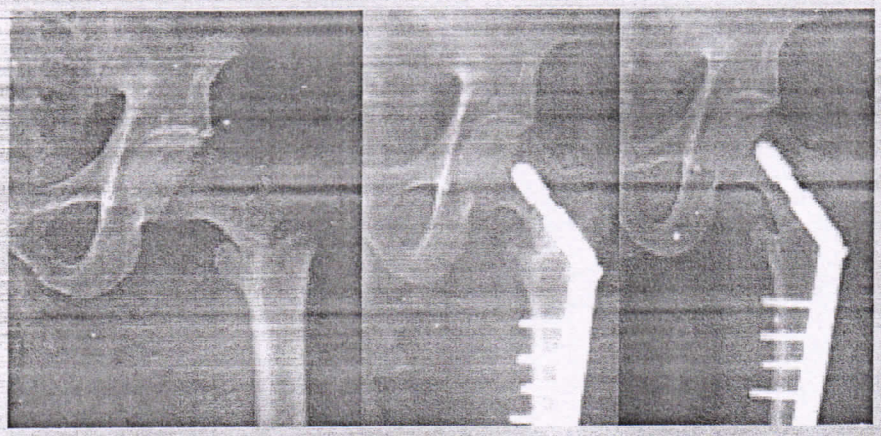

K.L.E. University's
Jawaha[illegible]al College
286-2020-6-1

Volume 6 Number 1
January - April 2020

RED FLOWER
Publication Pvt. Ltd.

Journal of Orthopedic Education

Editor-in-Chief

Prof. Sudhir Singh
Principal,
Muzaffarnagar Medical College, U.P.

National Editorial Board

Atul Jain,
Maulana Azad Medical College, New Delhi

B.L. Khajotia,
S.P. Medical College, Bikaner

Deepak. B. Datrange,
P.D.V.V.P.F'S Medical College, Ahmednagar

Joe Joseph Cherian,
St. John's Medical College Hospital, Bangalore

Mukesh Tiwari,
NIMS Medical College & Hospital, Jaipur

Pankaj Kumar Lakhtakia,
Shyam Shah Medical College, Rewa

Pradeep Choudhari,
Sri Aurobindo Institute of Medical Sciences, Indore

R.B. Uppin,
J.N. Medical College, Belgaum

Rajesh Malhotra,
All India Institute of Medical Sciences, New Delhi

Ramesh Kumar Narula,
Rohilkhand Medical College, Bareilly

Saurabh Jain,
MGM Medical College, Indore

Sidhant Goyal,
Sri Ramachandra University, Chennai

International Editorial Board

Ali Parsa,
Mashhad University of Medical Sciences, Mashhad, Iran

Managing Editor
A. Lal

Publication Editor
Dinesh Kumar Kashyap

Red Flower Publication Pvt. Ltd.
48/41-42, DSIDC, Pocket-II, Mayur Vihar, Phase-I, Delhi - 110 091 (India).
Tel: 91-11-22754205, 45796900, Fax: 91-11-22754205
E-mail: info@rfppl.co.in, Website: www.rfppl.co.in

© 2019 Red Flower Publication Pvt. Ltd. All rights reserved.

The views and opinions expressed are of the authors and not of the **Journal of Orthopedic Education.** Journal of Orthopedic Education Journal does not guarantee directly or indirectly the quality or efficacy of any product or service featured in the the advertisement in the journal, which are purely commercial.

Gmail

shiva saidapur <shiva.saidapur@gmail.com>

MCI recommended CBME(orthopedics)

hiranyakumar seenappa <drhiranyak@gmail.com> 26 May 2020 at 20:30
To: "Dr. Vanamali, Bmc" <vanamaliseetharam@gmail.com>, Dr vinodkumar <acvinu@gmail.com>, drmudgal@yahoo.com, drvenkateshulu@gmail.com, drdpkumar@gmail.com, anilbhat@yahoo.com, travancoremedicalcollege@gmail.com, Dr Edward Nazareth <dredwardortho@gmail.com>, drneelanpatil@gmail.com, pesnims@yahoo.com, drpattedsm@rediffmail.com, ashokp_ortho@yahoo.co.in, anilkbhat@yahoo.com, manjuortho@gmail.com, sbkamareddy@yahoo.co.in, drashoknayak07@gmail.com, Dr arun Ortho Kolar <drarunhs5@gmail.com>, shiva.saidapur@gmail.com, drpsastry@yahoo.com, "Dr. Mallikarjun Swamy . St. Johns" <bms_chandra@yahoo.com>, Dr Tilak Jepegnanam <tilakjapegnanm@yahoo.com>, mmohankumar69@hotmail.com, Dr Suresh Reddy <srisurdr@yahoo.com>, Ramesh Raj <drrameshraj72@gmail.com>, drravishvn@gmail.com

Respected Seniors and Colleagues,

As you are all aware, we have been chosen by the RGUHS to design the curriculum for orthopedics for the undergraduates based on MCI recommended CBME(competency-based medical education. I have been assigned as coordinator for this group.

The university has given outlines and broad topics under which Specific Learning Objectives have to be designed.

Based on the broad topics, we can divide all the members into specific sub-groups to handle a small set of topics so that we can achieve our goal faster.

Going forward, we will form a WhatsApp group, so that we can communicate easier with all the suggestions and feedback.

Please find the letters from the university attached to this email.

Thanking you,
Yours Sincerely,

Dr. Hiranya Kumar S
Professor and HOD
VIMS and RC
Bengaluru

2 attachments

ortho (1).xlsx
18K

ortho final.DOCX
1059K

UG CURRICULAM PROGRAME

Sub:- Orthopedics

Sl. No.	Doctor Name	TIN no	Design	Contact No	Email-id	College name	
1	Dr. Hiranya kumar S	I-0759	Prof & Head	9845589398	drhiranyak@gmail.com	Vydehi institute of Medical Science , Blore	Co-ordinator.
2	Dr. Vanalamali B.S	I-5507	Prof	9845166595	vanamaliseetharam@gmail.com	BMC, Blore	
3	Dr. Vinod Kumar A C	I-0446	Prof	9886244455	acvinu@gmail.com	KIMS, Blore	
4	Dr. Ravish V N	I-0441	Prof	9845095288	drravishvn@gmail.com	KIMS, Blore	
5	Dr. Chandrashekar Y Mudgal	I-2166	Prof	9448192390	drmudgal@yahoo.com	KIMS, Hubli	
6	Dr. E Venkateshulu	I-1232	Prof	9448078808	drvenkateshulu@gmail.com	VIMS, Bellary	
7	Dr. Prabhanjan Kumar	I-1230	Prof	9448006434	drdpkumar@gmail.com	NIMS, Raichur	
8	Dr. Neelanagowda.V Police Patil	I-3654	Prof & Head	9886701888	drneelanpatil@gmail.com	MMC, Mysore	
9	Dr. Anil K Bhat	I-4685	Prof	9008419336	anilkbhat@yahoo.com	KMC, Manipal university	
10	Dr. Ayyapan Nair	I-12872	Prof	09447451418	travancoremedicalcollege@gmail.com	Travancore Medical College, Kerala	
11	Dr. Chandrashekar P	I-14180	Prof & Head	09849273435	pesnims@yahoo.com	Nizam Institute, Hyderabad	
12	Dr. Edwrd L Nazareth	I-1514	Prof	9845578782	dredwardortho@gmial.com	Father Muller institute , Mangalore	
13	Dr. Manjunath J Reddy	I-1937	Prof & Head	9731970003/ 9448178278	manjuortho@gmail.com	SSIMS, Davangeree	
14	Dr. Siddanna M Patted	I-0865	Prof & Head	9448129298	drpattedsm@rediffmail.com	S Nijalinga medical college, Blore	
15	Dr. S.B. Kamreddy	I-2373	Prof & Head	9448042813	sbkamareddy@yahoo.co.in	Gulbrga Institute of Medical Science	
16	Dr. Ashok Kumar P	I-4186	Prof & Head	9448473818	ashokp_ortho@yahoo.co.in	M.S.Ramaiah, Blore	
17	Dr. S K. saidapur	NA	Asso.Prof	7411212007	shiva.saidapur@gmail.com	JNMC. Belgaum	
18	Dr. Ashok Naik	NA	Prof & Head	9448145477	drashokrnayak07@gmail.com	BLDE, Bijapur	
19	Dr. Purushotham Shastry	NA	Prof & Head	9845197808	drpsastry@yahoo.com	JSS, Mysore	
20	Dr. Arun H.S	NA	Prof & Head	9945684667	drarunhs5@gmail.com	Devraj Urs Medical College, Kolar	
21	Dr. Mallikarjun swamy B	I-0266	Prof	9980125208/ 9902543909	bms_chandra@yahoo.co.in	St. John's Medical College, Blore	
22	Dr. Krishna Gopal Ramamurthy	NA	Prof	09442244864	krishpal87@gmail.com	MG institute, Pondicherry	
23	Dr. Mohan Kumar M	I-46828	Prof	09840261022	mmohankumar69@hotmail.com	Sri Ramachandra Medical College, Chennai	
24	Dr. Tilak Japegnanam	I-13086	Prof & Head	09489592001	tilakjapegnanm@yahoo.com	CMC, vellore	
25	Dr.S Suresh Reddy	I-4582	Prof	09247319150	srisurdr@yahoo.co.in	Sri Venkateshwar Medical College	
26	Dr. Ramesh R		Prof	9448270204	drrameshraj.72@gmail.com	JJM Medical College, Davanagere	

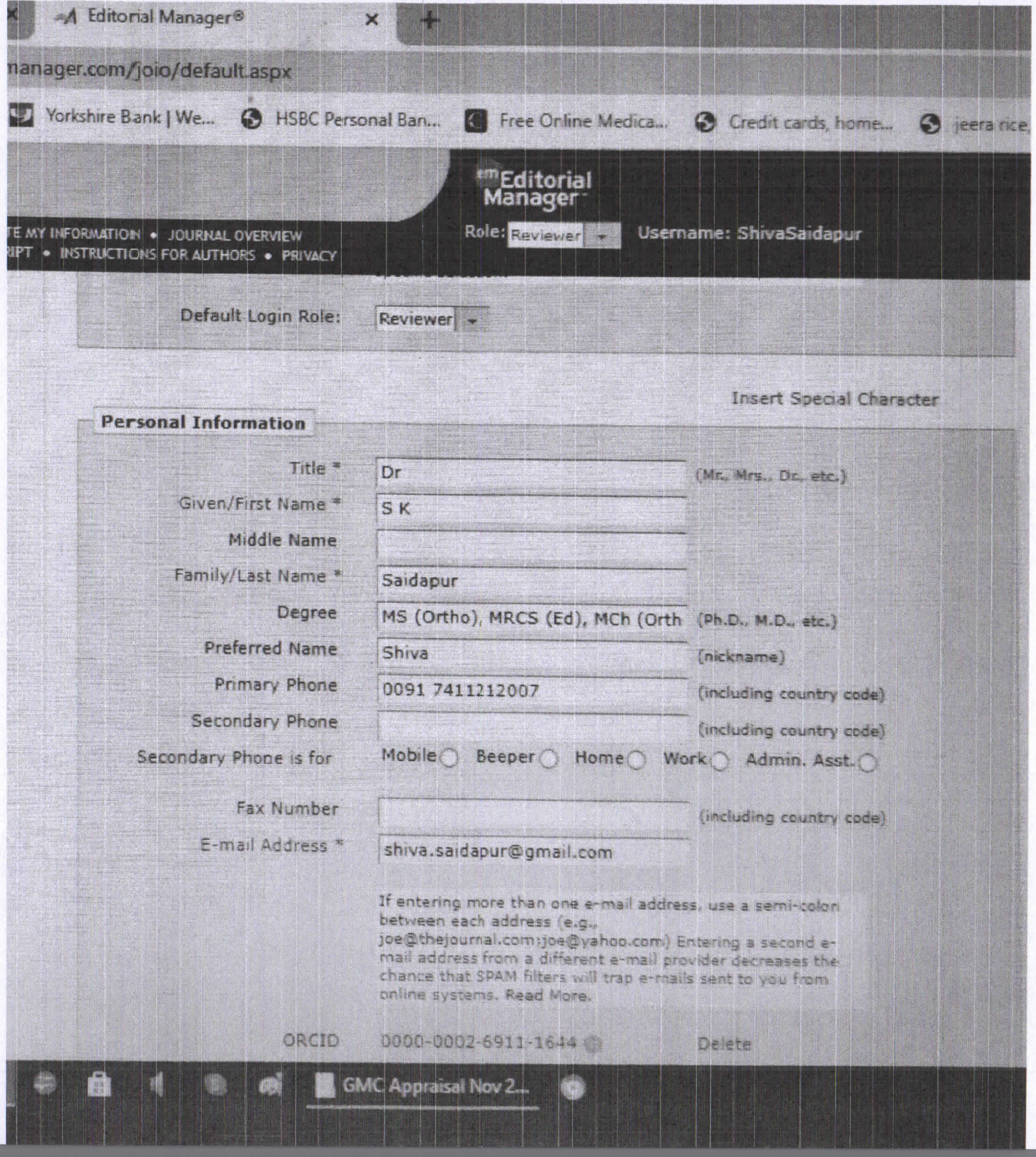
Editorial Manager®
manager.com/joio/default.aspx
Yorkshire Bank | We...
HSBC Personal Ban...
Free Online Medica...
Credit cards, home...
jeera rice,
Editorial Manager
TE MY INFORMATION • JOURNAL OVERVIEW
IPT • INSTRUCTIONS FOR AUTHORS • PRIVACY
Role: Reviewer
Username: ShivaSaidapur
Default Login Role: Reviewer
Insert Special Character
Personal Information
Title * Dr (Mr., Mrs., Dr., etc.)
Given/First Name * S K
Middle Name
Family/Last Name * Saidapur
Degree MS (Ortho), MRCS (Ed), MCh (Orth (Ph.D., M.D., etc.)
Preferred Name Shiva (nickname)
Primary Phone 0091 7411212007 (including country code)
Secondary Phone (including country code)
Secondary Phone is for Mobile Beeper Home Work Admin. Asst.
Fax Number (including country code)
E-mail Address * shiva.saidapur@gmail.com
If entering more than one e-mail address, use a semi-colon between each address (e.g., joe@thejournal.com;joe@yahoo.com) Entering a second e-mail address from a different e-mail provider decreases the chance that SPAM filters will trap e-mails sent to you from online systems. Read More.
ORCID 0000-0002-6911-1644 Delete
GMC Appraisal Nov 2...

KRISHNA
INSTITUTE
OF MEDICAL SCIENCES
DEEMED TO BE UNIVERSITY
Knowledge • Innovation • Excellence

Accredited by NAAC with 'A+' grade
An ISO 9001:2015 Certified University
Declared U/s 3 of UGC ACT 1956 vide Notification no.F.9-15/2001-U.3
of the Ministry of Human Resource Development, Govt. of India
Karad, Dist. : Satara (Maharashtra State) Pin : 415539
Tel : 02164-241555-8 (Extn. 462) Fax: 02164-243272/242170
Website : www.kimskarad.in | E-mail: registrar@kimskarad.in

KIMSDU/B-5(I)/Surgery/342B/2022

Date: 04.02.2022

To,
Dr. Abhijit Gogate,
Professor & Head,
Department of Surgery,
JNMCKLE,
Belgum
Email : gogateabhijit@gmail.com

Subject: Nomination as Member of B.O.S. Department of General Surgery, Krishna Institute of Medical Sciences.

Dear Sir,

We are pleased to nominate you as a member of Board of Studies – Department of General Surgery, Krishna Institute of Medical Sciences of this University for a period of two years.

We look forward to benefiting from your qualification and rich experience in the field of Medical Sciences.

We eagerly await your acceptance.

With warm regards.
Yours Sincerely,

REGISTRAR,
KIMSDU, KARAD

C.C.- Hon'ble Vice- Chancellor
Dean, Krishna Institute of Medical Sciences
Chairman B.O.S., Department of General Surgery, KIMS

O.P. JINDAL GLOBAL
INSTITUTION OF EMINENCE DEEMED TO BE
UNIVERSITY
A Private University Promoting Public Service

COURSE
CERTIFICATE

Jan 6, 2023

Anuradha B. Patil

has successfully completed

Introduction to Academic Writing

an online non-credit course authorized by O.P. Jindal Global University and offered through Coursera

EDUCATION FOR EVERYONE
coursera
COURSE CERTIFICATE

Madhura Lohokare
Associate Professor and Director
Centre for Writing Studies

Verify at:
https://coursera.org/verify/VZ6DWBEC5L5Z

Coursera has confirmed the identity of this individual and their participation in the course.

UNIVERSITY OF COPENHAGEN

DTU

COURSE CERTIFICATE

Feb 24, 2023

Maya K

has successfully completed

Academic Information Seeking

an online non-credit course authorized by University of Copenhagen and Technical University of Denmark (DTU) and offered through Coursera

EDUCATION FOR EVERYONE · coursera · COURSE CERTIFICATE

Birgitte Munk
Information Specialist
Copenhagen University Library

Thomas Skov Jensen
Information Consultant
Technical University of Denmark

Verify at:
https://coursera.org/verify/REW2VYARVSDM

Coursera has confirmed the identity of this individual and their participation in the course.

JOHNS HOPKINS UNIVERSITY

COURSE CERTIFICATE

Feb 24, 2023

Maya K

has successfully completed

Introduction to Genomic Technologies

an online non-credit course authorized by Johns Hopkins University and offered through Coursera

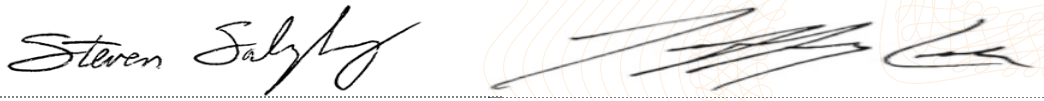

Steven L. Salzberg, PhD
McKusick-Nathans Institute of Genetic Medicine
Johns Hopkins University

Jeffrey Leek, PhD
Department of Biostatistics
Johns Hopkins Bloomberg School of Public Health

Verify at:
coursera.org/verify/YJWJJMLA2ZBV

Coursera has confirmed the identity of this individual and their participation in the course.

This certificate does not affirm that this learner was enrolled as a student at Johns Hopkins University. It does not confer a JHU grade, course credit or degree; establish a relationship between this learner and JHU; enroll or register this learner at JHU or in any course offered by JHU; or entitle this learner to access or use resources beyond the online courses provided by Coursera.

THE UNIVERSITY OF MELBOURNE

COURSE CERTIFICATE

Nov 26, 2020

Maya K

has successfully completed

Epigenetic Control of Gene Expression

an online non-credit course authorized by The University of Melbourne and offered through Coursera



Dr Marnie Blewitt, PhD
Walter and Eliza Hall Institute of Medical Research
Department of Medical Biology
University of Melbourne

Verify at:
coursera.org/verify/EVXDZ3UZ44FC

Coursera has confirmed the identity of this individual and their participation in the course.

This certificate does not confer credit towards a degree, nor student status, at the issuing University.

UNIVERSITY OF COPENHAGEN

DTU

COURSE CERTIFICATE

Feb 3, 2023

AKSHATA S SANGOLLI

has successfully completed

Academic Information Seeking

an online non-credit course authorized by University of Copenhagen and Technical University of Denmark (DTU) and offered through Coursera

EDUCATION FOR EVERYONE · coursera · COURSE CERTIFICATE

Birgitte Munk Kjærsgaard

Thomas Skov Jensen

Birgitte Munk
Information Specialist
Copenhagen University Library

Thomas Skov Jensen
Information Consultant
Technical University of Denmark

Verify at:
https://coursera.org/verify/TDN2ZZPB95SW

Coursera has confirmed the identity of this individual and their participation in the course.

abcam training



Certificate of completion

Name Akshata Sangolli	**Date** 2022
Training Flow cytometry	**Ana Pires, PhD** Product Manager

UNIVERSITY OF COPENHAGEN

DTU

COURSE CERTIFICATE

Feb 3, 2023

Kalyani N Killekar

has successfully completed

Academic Information Seeking

an online non-credit course authorized by University of Copenhagen and Technical University of Denmark (DTU) and offered through Coursera

EDUCATION FOR EVERYONE · coursera · COURSE CERTIFICATE

Birgitte Munk
Information Specialist
Copenhagen University Library

Thomas Skov Jensen
Information Consultant
Technical University of Denmark

Verify at:
https://coursera.org/verify/GP36JKKVN9V5

Coursera has confirmed the identity of this individual and their participation in the course.

The Fetal Medicine Foundation India
www.fmfindia.in

CERTIFICATE

Dr. Kamal Patil

Has attended the FMF-UK certified online Theory course for the Certification of Competence in Fetal Abnormalities

11-12th February 2023
ONLINE

Dr Anita Kaul	Dr Rachna Gupta	Dr Akshatha Sharma
Org. Chairperson	Org. Secretary	Programme Coordinator
President, FMFI	Gen. Secretary, FMFI	Secretary, FMFI

INDIAN PUBLIC HEALTH ASSOCIATION

CERTIFICATE OF ELECTION

On the 31st day of January 2023 the Election Committee (2023) hereby certify that

Dr. Mubashir Angolkar

of Karnataka bearing membership no. L/2008/KAR/4623 to have been duly elected to the post of

Editorial Board Member

of IJPH Editorial Board for the term of 2023 -25.

S. Naskar

Dr. Somnath Naskar
Convener
Election Committee (2022-23)
Indian Public Health Association

Dr. Prakash Doke
Member
Election Committee (2022-23)
Indian Public Health Association

Dr. Aditi Aikat
Member
Election Committee (2022-23)
Indian Public Health Association

Dr. (Col.) Rajesh Kunwar
Member
Election Committee (2022-23)
Indian Public Health Association

Dr. Sai Shankar Prathap
Member
Election Committee (2022-23)
Indian Public Health Association

ಭಾರತೀಯ ಮನೋವೈದ್ಯಕೀಯ ಸಂಘ, ಕರ್ನಾಟಕ ಶಾಖೆ

INDIAN PSYCHIATRIC SOCIETY–KARNATAKA CHAPTER®

Office : No. 521, B-4, Godhavari Block, National Games Village, Koramangala, Bengaluru - 560034.

Regn. No. : JNR-S107-2012-13 dated 22/12/2012 under the Karnataka Societies Registration Act, 1960 (Karnataka Act 17 of 1960)

Web: www.ipskc.com Email id: ipskcoffice@gmail.com

President
Dr. P K Kiran Kumar
Professor of Psychiatry
AJ Institute of Medical Sciences & Research Center
Kuntikana, Mangaluru, Karnataka 576101.
Mob: +919845308734
Email: kkpk107@gmail.com

Hony. Secretary
Dr. Somashekhar Bijjal
Professor of Psychiatry,
Gadag Institute of Medical Sciences,
Gadag, Karnataka -583203.
Mob : +919448333173 / +918618572346
Email : drsombijjal1970@gmail.com

President Elect:
Dr N M Patil
Mob:9886373355
nmpatil22@gmail.com

Hony. Treasurer :
Dr. Narayan R Mutalik
Mob: +919901621771
narayan_mutalik@yahoo.co.in

Hony. Editor :
Dr. Vijaykumar Harbishettar
Mob: +919480501893
drvijaysh@yahoo.com

Immediate Past President:
Dr. Shripathy M Bhat
Mob: +919880703778
shripathybhat27@gmail.com

Immediate Past Secretary:
Dr. Sunilkumar G Patil
Mob: +919845219324
drsunilgp@gmail.com

E. C. Members :
Dr. Samir Kumar Praharaj
Mob: +918971026304
samirpsyche@yahoo.co.in

Dr. Ajay Kumar Dhage
Mob: +919901082778
drajaydhage@gmail.com

Dr. Harsha G T
Mob: +919008310114
drharsha85@gmail.com

Dr. Shubratha K S
Mob: +919448149927
shubrataks@gmail.com

Dr. Bheemsain Tekkalaki
+919886674849
tbheemsain@gmail.com

Dr. Guru S Gowda
Mob: +919901758577
drgsgowda@gmail.com

Co-opted Members:
Dr. Gopal Das C M
Mob: +91
drgopaldas@gmail.com

Dr. Vinay Kumar K S
Mob: +917019071437
vny.psychartist@gmail.com

IPSKC Representative to SZ:
Dr. Raveesh B N
Mob: +919980138016
raveesh6@yahoo.com

Web Master:
Dr Mohan Sunil Kumar
Mob: +91998025332
drmsk@augmenthealth.com

No.IPSKC/Election/97a/2021-22 Date: 10/09/2022

Indian Psychiatric Society – Karnataka Chapter ®

Election Results

To,

Dr N M Patil
Professor
Department of Psychiatry
KLE's JNMC Belagavi

Sub: Declaration of Results of IPSKC Election 2022
Ref: 1. IPSKC Election Notification No.IPSKC/Election/ 82/2021-22, dated: 05/07/2022.
2. Approval of the IPSKC AGB Meeting dated 10/09/2022

Greetings and congratulation…

With the approval of the IPSKC AGB meeting held on 09/09/2022 and by the virtue of the power bestowed on me as a election officer according to the IPSKC Constitution Part III, Bye laws, Article IX, Section 19 b will be declaring the results of the election for the year 2022-2023.

We are happy to inform you that you have been elected as the President of the IPS-KC for the year 2022-2023 with effect from 10/09/2022.

Warm Regards



Dr P K Kiran Kumar
Returning Officer & President,
IPSKC

Dr Somashekhar Bijjal
Election Officer & Hon. Secretary,
IPSKC

INDIAN PSYCHIATRIC SOCIETY

[Estd: 1947]

Headquarters : Plot 43, Sector 55, Gurgaon, Haryana 122 003, India
Phone: +91-124-4006750, **Email:** ipssecretaryoffice@gmail.com

Secretariat : 1/1, Gobra Road, Kolkata - 700014, West Bengal **Phone:** +91 2284 5300
Mobile: +91 9830066869, **Email:** drarabindabrahma@gmail.com

Websites : www.indianpsychiatricsociety.org • www.indianjpsychiatry.org

EXECUTIVE COUNCIL (2023 - 24)

Dr. Vinay Kumar
President
NC-116, SBI Officers' Colony, Kankarbagh, Patna - 800020, Bihar
T : +91 612 2353882
M: +91 9431011775
+91 9631144236
E : dr.vinaykr@gmail.com

Dr. Laxmi Kant Rathi
Vice President cum President Elect
Near Raj Kamal Bridge
Ambapeth
Amravati – 444601
Maharashtra
T: +91 721-2671512
M: +91 9823077550
E: drlaxmikantrathi712@gmail.com

Dr. Arabinda Brahma
Hon. General Secretary
10, Gora Chand Bose Road, Kolkata-700006
West Bengal
T : +91 23513985
M: +91 9830066869
E : drarabindabrahma@gmail.com

Dr. M. Aleem Siddiqui
Hon. Treasurer
C-827, Indira Nagar, (Opp. H.A.L. main gate)
Lucknow-226016
Uttar Pradesh, India
M: +91 7607358897
E: docaleem@gmail.com, ipstreasurer2022@gmail.com

Dr. Om Prakash Singh
Hon. Editor
AA 304, Ashabari Apartments
O/31, Baishnabghata, Patuli Township, Kolkata - 700094
West Bengal
M: +91 9434013231
M: +91 9836388865
E : opsingh.nm@gmail.com

EX-OFFICIO

Imm. Past President
Dr. N N Raju
M: +91 9849111505

Imm. Past Hon. Gen. Secretary
Dr. TSS Rao
M: +91 9845282399

Imm. Past Hon. Treasurer
Dr. (Surg Cdr) K. K. Mishra
M: +91 9423515803

DIRECT COUNCIL MEMBERS

Dr. Alka A. Subramanyam
M: +91 9820143245
Dr. Bhaveshkumar Lakdawala
M: +91 9687284967
Dr. Mahesh Gowda
M: +91 9845134915
Dr. Ranjan Bhattacharyya
M: +91 9433053389
Dr. (Brig.) R. K. Saini
M: +91 9469406179
Dr. Ruma Bhattacharya
M: +91 9826047999
Dr. Sandeep Grover
M: +91 9316138997
Dr. Shahul Ameen
M: +91 9961893693
Dr. Vishal Akula
M: +91 9985075295

ZONAL REPRESENTATIVES

Central Zone
Dr. Dhananjay Chaudhari
M : +91 9336049009
Dr. Ram Ghulam Razdan
M : +91 9826052866
Eastern Zone
Dr. Prosenjit Ghosh
M : +91 9435072563
Dr. Dipayan Sarkar
M : +91 8131045262
Northern Zone
Dr. Roop Chand Sidana
M : +91 9414087359
Dr. Sandeep Kumar Goyal
M : +91 9878331400
Southern Zone
Dr. L N Vadlamani
M : +91 9348039580
Dr. Vishal Indla
M : +91 9704755669
Western Zone
Dr. Parag S. Shah
M : +91 9426138318
Dr. Sudhir Bhave
M : +91 9822695890

Ref: IPS/HGS/22-24/0870 (SPECIALTY SECTION) Dated: 5th March, 2023

To,
DR. BHEEMSAIN TEKKALAKI
LF-02189
Belagavi

Dear Member,

It is our pleasure to communicate that the Executive Council of Indian Psychiatric Society has nominated you as **Co-Chairperson, YOGA AND MEDITATION – Specialty Section**. This is in recognition of your special expertise and experience in the field of Psychiatry and medical education.

We congratulate you on behalf of the Executive Council of Indian Psychiatric Society.

YOGA AND MEDITATION – Specialty Section			PLACE	EMAIL	MOBILE
Advisor	01088	DR. ANJU DHAWAN	New Delhi	dranjudhawan@gmail.com	9818329539
Chairperson	11104	DR. PORANDLA KISHAN	Karimnagar	prashanthihospital@gmail.com	9849059180
Co-Chairperson	02189	DR. BHEEMSAIN TEKKALAKI	Belagavi	tbheemsain@gmail.com	9886674849
Convener	01280	DR. ABHINAV PANDEY	Lucknow	dr.abhinavpandey@gmail.com	7081541111
EC Coordinator	12026	DR. LAXMI NARESH VADLAMANI	Hyderabad	nareshvadla@yahoo.com	9348039580

We look forward to your acceptance mail in this regard.

Best wishes and warm regards,

Long live IPS!

Arabinda Brahma

(Dr. Arabinda Brahma)
Hon. General Secretary,
Indian Psychiatric Society

22nd Annual MRC - SNEHA International Workshop
on
Developmental Origins of Health and Disease (DOHaD)

Certificate of Participation

This is to certify that Dr./Mr./Ms.

Shivaprasad Goudar

has participated as a Delegate/Faculty in the

22nd Annual MRC-SNEHA International Workshop on

Developmental Origins of Health and Disease (DOHaD)

held at Interactive Research School for Health Affairs (IRSHA),

Bharati Vidyapeeth (Deemed to be University), Pune.

4th-5th February, 2023

Resource person
Topic - Interventions for improving Maternal & New born health outcome

Dr. C. S. Yajnik
President

Dr. Kumaran
Secretary

JAYPEE

Certificate of Appreciation

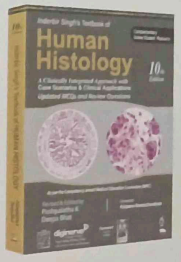

This certificate is gratefully presented to

Dr. Shilpa M Bhimalli

In recognition of your valuable contribution as a member of the National Advisory Board for the

'Inderbir Singh's Textbook of Human Histology (Tenth Edition)'

Revised and Edited by Dr. Pushpalatha K & Dr. Deepa Bhat

Published by Jaypee Brothers Medical Publishers in 2022.

Dr. Pushpalatha K	**Dr. Deepa Bhat**	**Mr. Jitendar Pal Vij**	**Dr. Madhu Choudhary**
Professor and Head, Department of Anatomy	Associate Professor, Department of Anatomy	Chairman	Publishing Director
JSS Medical College, Mysuru, Karnataka, India	JSS Medical College, Mysuru, Karnataka, India	Jaypee-The Health Sciences Publisher	Jaypee-The Health Sciences Publisher

Certificate of Appreciation

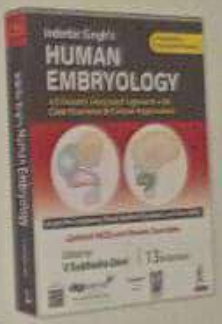

This certificate is gratefully presented to

Dr. Sheetal Pattanshetti

In recognition of your valuable contribution as a member of the National Advisory Board for the

'Inderbir Singh's Human Embryology (Thirteenth Edition)'

Edited by Dr.V Subhadra Devi

Published by Jaypee Brothers Medical Publishers in 2022.

V. Subhadra Devi

Dr. V Subhadra Devi
Professor of Anatomy, Apollo Institute of Medical Sciences and Research (AIMSR), Chittoor, Andhra Pradesh, India

Jitendar P. Vij

Mr. Jitendar Pal Vij
Chairman
Jaypee-The Health Sciences Publisher

Madhu

Dr. Madhu Choudhary
Publishing Director
Jaypee-The Health Sciences Publisher

8- External member of BOS

MANIPAL
ACADEMY of HIGHER EDUCATION
(Deemed to be University under Section 3 of the UGC Act, 1956)

MAHE/DREG/KMCPG/BOS/2021
March 30, 2021

Dr. Rekha S Patil
Professor of Medicine
JN Medical College
Belagavi

Dear Madam,

We are happy to inform you that you have been appointed as an external member of Board of Studies for Medical Postgraduate Programs (Clinical) at Manipal Academy of Higher Education (MAHE) for a period of 2 years. I request you to accept this appointment and provide your guidance for improving academic programmes of MAHE.

Regards,

Dr Guruprasad Rao
Deputy Registrar – Academics (Health Sciences)

Copy to:

1. Dean, KMC, Manipal
2. Dean, KMC, Mangaluru
3. Addl Dean, KMC, Mangaluru
4. Assoc Deans, KMC, Manipal
5. Assoc Deans, KMC, Mangaluru

ASSOCIATION OF PHYSICIANS OF INDIA

KARNATAKA CHAPTER

API BHAVANA, # 16/F, Millers Tank Bed Area, Vasanthanagar, Bengaluru - 560 052
Ph.: 080 2235 3525, Fax : 4149 4070, e-mail : apikarnataka@gmail.com, Website : www.apikarnataka.org

CHAIRMAN :
Dr. H.K. Rajashekar
9844076372 (M)
dr_hkrajashekar@yahoo.co.in

HON.SECRETARY :
Dr. Vishwanath Krishnamurthy
9632611288 (M)
secretary.apik@gmail.com

HON.TREASURER :
Dr. Jayachandra
9448901467 (M)
dr.jayachandra@yahoo.co.in

Patron :
Dr. M. Maiya

Permanent Invitees :
Dr. P. Chandrasekhara
Dr. Vasantha Kamath
Dr. H. Basavanagowdappa
Dr. V. Channaraya

Immediate Past Chairman :
Dr. V.A. Kothiwale

Chairman Elect :
Dr. Govind Babu. K, Bengaluru

Vice Chairmen :
Dr. B. Ramesh, Chamarajanagar
Dr. B.R. Shivakumar, Bengaluru
Dr. R. Madhumathi, Bengaluru

Executive Committee Members :
Dr. Sanjiv Rao, Bengaluru
Dr. Suresh K.G, Bengaluru
Dr. B.Mahalingappa, Raichur
Dr. M.Mohan Kumar, Bengaluru
Dr. Dnyanesh N Morkar, Belagavi
Dr. Padmaprasad.M.R, Hassan
Dr. Mahesha.H.B, Hassan
Dr. Prasanna Kumar H.R, Mysuru
Dr. M.Anand Kumar, Bengaluru
Dr. Jananee Muralidharan, B'luru

Org. Secretaries KAPICON :
Dr. D.C. Arvind, Hassan (2022)
Dr. ShivaShankara, K.N, Manipal(2021)

Building Committee :
Dr. M. Gopichand, Chairman
Dr. K.C. Raju Reddy,
Hon.Secretary Cum Treasurer

APIK.J.INT.MED EDITOR IN CHIEF :
Dr. M. Premanath, 9972525114 (M)
premanath.manjunath@gmail.com

Credential Committee :
Dr. D. Govindappa, Chairman
Dr. K. Ravi, Member
Dr. K. Nagesh, Member

Scientific Committee :
Dr. Suresh. V. Sagarad, Chairman

Past Secretary :
Dr. M. Narayanaswamy, Bengaluru

API Central Committee Members :
Dr. Ravikeerthy. M, Bengaluru
Dr. Sangram.S.Biradar, Kalaburagi

Advisory Committee
All Past Chairmen of API KC

Co-opted Members :
Dr. B. V. Murali Mohan, Bengaluru
Dr. L. Sreenivasa Murthy, B'luru
Dr. K. Prabhakar, Kolar
Dr. G. S. Chandrashekar, Udupi
Dr. Suresh. R. M, Hassan

Ref. No. : API/ACA/2021-2022/ 059 *Date :* 20.11.2021

The Special Executive Committee(hybrid) was held on 20.11.2021 at 5.30pm at API Bhavana Bengaluru.

The meeting was Hybrid and was attended by 38 members.

Secretary Dr. Vishwanath Krishnamurthy welcomed all the members and requested Chairman Dr.H.K.Rajashekar to take over for further proceedings.

The agenda for this special Executive Committee was discussion on the amended bye laws. The members discussed on different amended bye laws.

The committee discussed about "Permanent invitees" and the criteria to make the member a permanent invitees. Dr.M.Maiya suggested to look at the service rendered to API-KC and age as a criteria for nominating member as a permanent invitee. Additionally he suggested that the EC should have the power to decide on the nominations. He also suggested to have tenure of 3 years for permanent invitee.It was seconded by Dr.V.A.Kothiwale. In view of tenure being fixed to this nomination it was decided to use the word "Special Invitees" for these esteemed members rather than permanent invitee.

Discussion was done on setting up of a professional protection Committee for API members and it was decided that a committee shall be set up under a senior member and then that committee can decide on the scope of action and functioning of it. It was proposed by Dr.L.Sreenivas Murthy and seconded by Dr.B.V.Murali Mohan.

The committee decided to evaluate further regarding the role and definition of benefactors .With regard to criteria for office bearers election, It was decided that criteria of Honorary secretary be same as that of Honorary Treasurer and criteria for Vice Chairman to continue as same.

With regard to orations Dr.P.Chandrasekhara mentioned to add Dr.Shashidhar Malaka reddy oration as an exception to the enlisted criteria for selection of speakers for the orations. It was seconded by Dr. M. Narayanaswamy.



5th Annual Conference of
Karnataka Endocrine Society

HORMONE RHYTHM 2023

6th & 7th May 2023

Granted 3 KMC Credit Points



ORGANIZED BY

Karnataka Endocrine Society & Department of Endocrinology, Jawaharlal Nehru Medical College (KAHER), Belagavi

Venue

KLE Centenary Convention Centre

JNMC KLE University Campus, Nehru Nagar,
Belagavi, Karnataka







KARNATAKA ENDOCRINE SOCIETY



Dr. Prasanna Kumar KM
Patron



Dr. Vageesh Ayyar S
President



Dr. Somashekara Reddy
Secretary



Dr. Arpandev Bhattacharyya
President Elect



Dr. Ganapathi Bantwal
Vice President

ORGANISING COMMITTEE



Dr. Harish Joshi
Patron



Dr. Vikrant B. Ghatnatti
Organising Chairman



Dr. Manjunath R. Goroshi
Organising Secretary



Dr. Vanishri Ganakumar
Co-Organising Secretary

SCIENTIFIC COMMITTEE



Dr. Vinay Dipali



Dr. Suraj Kubihal



Dr. Sandeep Donagaon



Dr. Lohith Kumbar

LOCAL ORGANISING COMMITTEE



Dr. Meenakshi B. R.



Dr. Shaila Pachapure



Dr. Rekha Patil



Dr. Ramesh Doddanavar



Dr. Dyanesh Morkar



Dr. Basavaraj Mahantshetti



Dr. Arati Darshan



Dr. Prakash Babaliche



Dr. Naveen Angadi



Dr. Vijay Desai



Dr. Madhav Prabhu



Dr. Giridhar Patil



Dr. Jayaprakash Appajigol



Dr. Satish Patil

Saturday, 6th May 2023

Hall A

THYROID SYMPOSIUM

CHAIRPERSONS : Dr. Shyam Sundar, Dr. Santosh Harkude

09:00-09:30 am	Interpretation of Thyroid function tests : From the usual to the unusual	Dr. Suraj Kubihal
09:30-10:00 am	Management of Hyperthyroidism	Dr. Vijay Bhavi

CHAIRPERSONS : Dr. Ashok C. Pangi, Dr. Mallikarjun JV, Dr. Ravikumar Ryakha

10:00-10.30 am	Difficult cases of Hypothyroidism	Dr. Chitra Selvan
10:30-11:00 am	Approach to a Thyroid Nodule	Dr. Subramanian Kannan
11:00-12:00 am	**Inauguration**	
12:00-12.30 pm	**Presidential Oration**	Dr. Vageesh Ayyar

BONE SYMPOSIUM

CHAIRPERSONS : Dr Rekha Patil, Dr Anil Satyaraddi, Dr Pravin N S

12:30-01:00 pm	Vitamin D in Health and Disease	Dr. Sanjay Bhadada
01:00-01:30 pm	Management of Postmenopausal Osteoporosis	Dr. Thomas Paul
01:30-02:00 pm	Case based discussion of Calcium Disorders	Dr. K V S Harikumar
02:00-02:30 pm	**Lunch**	

WOMEN'S HEALTH SYMPOSIUM

CHAIRPERSONS : Dr M. B. Bellad, Dr. Praveen Ramachandra

02:30-03:00 pm	GDM: Evolution of Diagnostic Criteria	Dr. Belinda George
03:00-03:30 pm	Newer Concepts in GDM Management	Dr. Pramila Kalra

CHAIRPERSONS : Dr. Anita Dalal, Dr Rekha Bhat

03:30-04:00 pm	Hypothyroidism in pregnancy : From controversies to clarity	Dr. Praveen Devarbhavi
04:00-04:30 pm	Menstrual disorders : Looking beyond the label of PCOS	Dr. Shrinath P Shetty

DIABETES TECHNOLOGY SYMPOSIUM

CHAIRPERSONS : Dr. Arpandev Bhattacharyya, Dr. Manjunath Paidakulla

04:30-05:00 pm	Practical use of Artificial Intelligence in Diabetes Practice	Dr. Om Lakhani
05:00-05:30 pm	Seeing is believing : The impact of CGM in Diabetes Management	Dr. Mahesh D M

Hall B

10:00-11:00 am	Postgraduate Quiz : Preliminary	
12.30-01:30 pm	Poster Presentation	
03:00-05:00 pm	Postgraduate Quiz : Final Round	Dr. Belinda George Dr. Vishwanath

Saturday, 6th May 2023

Hall C

NEWER HORIZONS IN DIABETES MANAGEMENT

The dawn of oral GLP1 analogues

CHAIRPERSONS : Dr. Arpandev Bhattacharya

02:00-02:10 pm	Addressing the weight of diabetes with an upstream approach	**Dr Harish Joshi**
02:10-02:20 pm	Impact of oral semaglutide on CV risk factors in T2D : A cardiologist perspective	Dr Ameet Sattur
02:20-02:30 pm	Clinical insights and real world experiences with oral semaglutide	Dr Anantharaman
02:30-02:35 pm	PANEL DISCUSSION	ALL FACULTY

Weight loss in diabetes- what is the evidence?

CHAIRPERSONS : Dr. K. M. Suryanarayana

02:35-02:45 pm	Ultra long acting basal insulins: out with the old in with the new	Dr. Kannan Subramanian
02:45-02:55 pm	Insulin coformulation: Clinical Attributes beyond efficacy	Dr. Ganapathi Bantwal
02:55-03:00 pm	PANEL DISCUSSION	FACULTY

Novel insulin formulations

CHAIRPERSONS : Dr. Somashekhar Reddy

03:00 -03:15 pm	Clinical benefits of weight loss on CV risk factors and Diabetes	Dr. Sahana Shetty
03:15-03:20 pm	PANEL DISCUSSION	ALL FACULTY

Glenmark Symposium

CHAIRPERSONS : Dr. M V Jali

03:30-03:45 pm	Lobeglitazone: a new addition to the diabetes armamentarium	Dr. K M Prasanna Kumar
03.45-04:00 pm	Glycemic variability and CV risk- focus on remogliflozin Indian evidence. Interim analysis update of remogliflozin on HF biomarker	Dr. Sooragowda B. Gurappa

Micro Lab - Symposium

CHAIRPERSONS : Dr. Sanjay Kambar

04:00-04:20 pm	Managing T2DM with novel SGLT 2 inhibitor i.e. Dapagliflozin and its combination	Dr. Avinash Patil

USV- Dinner symposium

CHAIRPERSONS : Dr. Dwarakanath

07:00-07:20 pm	Modern SU + metformin: green swan of OADs	Dr. Arpandev Bhattacharya
07.20-07.45 pm	Vildagliptin: A closer look at clinical gems in Indian T2DM management	Dr. Vijaya Sarathi

Sunday, 7th May 2023

Hall A

ENDOCRINOLOGY IN DAILY PRACTICE

CHAIRPERSONS : Dr Madan Godbole, Dr Jyoti Idiculla, Dr. Sowrabha Bhat, Dr Aditya Hegde,

09:30-10:00 am	In Hospital Management of Hyperglycemia	Dr. Ganesh.H.K
10:00-10.30 am	When to suspect Endocrine Hypertension?	Dr. Saptarshi Bhattacharya
10:30-11:00 am	**Dr. Prasanna Kumar Oration**	Dr. Raghupathy Palany

CHAIRPERSONS : Dr. M. S. Raghu, Dr. Vishwanath S.

11:00-11.30 am	Iatrogenic Cushing & HPA axis Supression	Dr. Varun Chandra Alur

CHAIRPERSONS : Dr. V. A. Kothiwale, Dr. Lakshmi Nagendra

11.30-12:00 pm	Anti Obesity Pharmacotherapy - Current & Future Prospects	Dr. Nitin Kapoor
	Meet the Professor	
12:00-01:00 pm	Sodium and Potassium Disorders	Dr. Ganapathi Bantwal Dr. Mallikarjun Karishetti

Hall B

09:30-10:30 am	Oral Paper Presentation

Hall C

PEDIATRIC SYMPOSIUM

CHAIRPERSONS : Dr Tanmaya Metgud, Dr Brijesh K, Dr. Kranti Khadilkar

09:30-10:00 am	Precocious Puberty : To treat or not	Dr. Shaila Bhattacharya
10:00-10.30 am	Childhood Obesity : when to think beyond simple obesity	Dr. Vijay Sarathi

CHAIRPERSONS : Dr Bhavana Koppad, Dr. Swati Jadhav, Dr. Sonali Appaiah

11:00-11.30 am	Disorders of Sexual Development: Unambiguous Management	**Dr. Anurag Lila**
11.30-12:00 pm	Why is My Child Short ?	Dr. Ahila Ayyavoo

12:00-01:00 pm	Rickets : From Simple to Resistant forms **Panel Discussion** Moderator : Dr. Vani H. N. Panelists : Dr. Pavitra Nagaraj, Dr. Shaila Pachapure, Dr. Meenakshi B. R.

ABOUT VENUE



Jawaharlal Nehru Medical College, established by the KLE Society at Belagavi in 1963, has remained a centre of excellence in medical education at national and international level. It comes under the purview of the KLE Academy of Higher Education and Research (KAHER), Deemed-to-be-University, established in 2006 as one of the premier Health Science Universities in the country, comprising of nine colleges imparting high quality medical education.



The University and its constituent colleges are housed in a 110-acres sprawling, beautiful, clean and green campus that provides excellent infrastructure and learning resources that bestow a stimulating and enjoyable learning ambience. It also provides excellent facilities for extra-curricular and co-curricular activities in the form of a huge amphitheatre, Olympic size swimming pool, modern gymnasium, wood floored badminton courts, sports arena, stadium, tennis courts, etc.



KAHER has been successfully and successively accredited with A+ Grade by the National Assessment and Accreditation Council (NAAC), consistently ranked high by National Institutional Ranking Framework (NIRF), placed in Category 'A' University by MHRD and placed 2nd Rank by Karnataka State Universities Rating Framework (K-SURF), Government of Karnataka under the 'Established University' Category. The University has also been ranked 3rd cleanest campus by MHRD.



Under the aegis of Dr. Prabhakar Kore and several visionary leaders, the institution has grown leaps and bounds with notable achievements in healthcare, medical education and research.

ABOUT BELAGAVI

Belgaum lies in the northern part of Karnataka. Lying in the foothills of Western Ghats, this place is known for its scenic beauty and enjoys a cool and pleasant climate throughout the year. Surrounded by lush green forests, rivers, and mountains, Belgaum is breathtakingly beautiful and attracts tourists from all over the country and far off places.

Belgaum has flight connectivity with major cities like Mumbai, Bengaluru, Pune, Ahmedabad, Hyderabad, Jabalpur, Mangaluru, Indore, Ajmer, Tirupati, Mysuru and Kolhapur. Belgaum also has major rail network and road connectivity. It is also a major industrial hub in North Karnataka.

Belgaum is unique for its blend of local culture with a cosmopolitan vibe, due to the presence of one of the largest army bases in India, several educational universities welcoming students from all over the country.

Belagavi is a charming destination that boasts a plethora of natural wonders, historical landmarks, spiritual sites and several recreational activities including two golf courses.

Whether you're a history buff, a nature lover, a spiritual seeker or an adventure enthusiast, Belgaum has something to offer for everyone, and is the perfect choice for a quick escape to recharge your batteries.





RAJHANS GAD

Rajhans Gad was built by the Ratta dynasty and later rebuilt or renovated in stone by Asad Khan Lari, a Persian noble of Bijapur, while the Belagavi Fort was being built. The fort mainly served as an outpost of the Belagavi fort, to spot and prevent the enemies from attacking from Goa and Karwar areas. The Belagavi Fort and by extension, the Yellur Fort, was controlled by many rulers. Yellur Fort mainly served as a 'watchtower' as it allowed one to spot enemies approaching from a great distance due to its elevation.

KAMAL BASADI



Kamal Basadi of the two basadis located within the fort, the Kamala Basadi stands out as the more prominent one. This magnificent structure was built in 1204 by Bichana (or Bichiraja), a minister of Kartavirya IV of the Ratta dynasty. The Kamala Basadi, also known as the Ratta Jinalaya, boasts a star-shaped garbhagriha, an ardhamantapa, and a vestibule that leads to the frontal mukhamantapa.

Within the garbhagriha, visitors will find a stunning seated image of Neminatha, the 22nd Jain Tirthankara, carved from black stone. The navaranga's lathe-turned pillars are exquisitely engraved with floral and geometric designs, adding to the Basadi's overall beauty.



GOKAK FALLS

Gokak Falls is a breathtaking natural wonder located on the Ghataprabha River in the Belgaum district, just 6 km from Gokak town. The river meanders lazily through rugged terrain before taking a dramatic leap of 52m over a sandstone cliff into a picturesque gorge. At the crest, the falls form a stunning horseshoe shape with a flood breadth of 177m. During the rainy season, the thick reddish-brown water cascades over the brink of the cliff with a dull roar that can be heard from a distance. It's a truly awe-inspiring sight that will leave you feeling humbled by the power of nature.

KITTUR



Kittur, located 45 kilometers from Belagavi, is a place of great historical significance. It is renowned for the courageous resistance put up by Rani Channamma against the British in 1824.

A visit to the museum in Kittur is like taking a journey through time, back to the era of Rani Channamma's glory. The museum houses artifacts and exhibits that provide a glimpse into the life and times of this valiant woman. In honor of her memory, a nature park has been established where visitors can frolic and observe friendly deer and sambar.



BHIMGAD WILDLIFE SANCTUARY

Bhimgad Wildlife Sanctuary is located in Khanapur taluk,Karnataka-Goa border in Belagavi district, and is spread over an area of around 190 sq km. This sanctuary is known for the Barapede caves, the only known breeding area of the Wroughton's Free-tailed Bat, a threatened species on the verge of extinction. The sanctuary is also home to other species like the Velvet-fronted Nuthatch, Malabar Grey Hornbill, Imperial Pigeon, Emerald Dove, and the elusive Malabar Trogon.

HABBANHATTI



Habbanhatti is small village on the banks of the river Malaprabha, which houses the Swaymbhu Maruti Temple on the banks of the river. About 31 kms from Belagavi on the Jamboti Road, one can reach this place in a hours time and is a very good place for a short picnic.

The water in the river bed is very minimal except in the months of June to August and it is also very safe for the kids to play of course under the guidance of the elders.



DANDELI

Dandeli is made up of trails and green environment. The beauty of this place resides significantly in the adventurous hikes and beauty of Western Ghats. The untouched green landscapes house a staggering range of flora and fauna. Apart from the adventurous activities, there are several historical places including Ulavi temple, ancient caves of Kavla, and much more.

5th Annual Conference of
Karnataka Endocrine Society

HORMONE RHYTHM 2023

6th & 7th May 2023

CONFERENCE REGISTRATION FEE

Delegates ₹ 200

For Online Registration

https://kesociety.co.in/hormone-rhythm2023.php

For Registration Contact

Dr. Vikrant B. Ghatnatti
Organising Chairman
9844445598

Dr. Manjunath R. Goroshi
Organising Secretary
9930270424

5th Annual Conference of
Karnataka Endocrine Society

HORMONE RHYTHM 2023

6th & 7th May 2023

ORGANIZED BY

Karnataka Endocrine Society &
Department of Endocrinology, Jawaharlal Nehru Medical College (KAHER), Belagavi

Certificate

awarded to

DR. V. A. Kothiwale

for being a CHAIRPERSON / MODERATOR for scientific program during HORMONE RHYTHM 2023 held on the 6th & 7th May 2023 at KLE Centenary Convention Centre & J. N. Medical College, KLE University Campus, Nehru Nagar, Belagavi, Karnataka.

We appreciate your contribution to the success of this conference.

Dr. Vageesh Ayyar S	Dr. Somashekara Reddy	Dr. Vikrant B. Ghatnatti	Dr. Manjunath R. Goroshi	Dr. Vanishri Ganakumar
President, KES	Secretary, KES	Organising Chairman	Organising Secretary	Co-Organising Secretary

JSS Academy of Higher Education & Research
(Deemed to be University)
Accredited "A+" Grade by NAAC

JSSAHER/REG/BOS/UG/CB-2/135/2023-24 Date: 03.06.2023

To,

All the Members
Clinical Board of Studies in Faculty of Medicine (UG)
JSS AHER, Mysuru.

Sir/ Madam,

Sub: Reconstitution of the Clinical Board of Studies in Faculty of Medicine (UG), JSS AHER, Mysuru – Nomination – reg.
Ref: JSS AHER Notification No. JSSAHER/REG/BOS/UG/CB-2/135/2023-24 dated 03.06.2023.

The Clinical Board of Studies in Faculty of Medicine (UG) is reconstituted under the Faculty of Medicine for a period of 2 years from the date of notification enclosed herewith. The JSS AHER is pleased to nominate you as a member for the said Board.

You are requested to kindly accept our invitation and convey your acceptance to serve in the said Board.

Yours Sincerely,

REGISTRAR

Copy to:

1. The Secretary to the Chancellor, JSS AHER, Mysuru.
2. The Pro Chancellor, JSS AHER, Mysuru.
3. The Vice Chancellor, JSS AHER, Mysuru.
4. The Finance Officer, JSS AHER, Mysuru.
5. The Controller of Examinations, JSS AHER, Mysuru.
6. The Dean (Academics), JSS AHER, Mysuru.
7. The Dean (Research), JSS AHER, Mysuru.
8. The Dy. Dean (Academics), JSS AHER, Mysuru.
9. The Assistant Dean (Academics), JSS AHER, Mysuru
10. Office Copy.

Copy submitted to:

1. His Holiness Swamiji, the Chancellor, JSS Academy of Higher Education & Research, Mysuru & the President, JSS Mahavidyapeetha for kind perusal.
2. The JR Office, JSS Mahavidyapeetha, Mysuru.

JSSAHER/REG/BOS/UG/CB-2/135/2023-24 Date: 03.06.2023.

NOTIFICATION

Sub: JSS Academy of Higher Education & Research (JSS AHER) - Reconstitution of the Clinical Board of Studies in Faculty of Medicine (UG).

Ref: JSS AHER Notification No. Ref. No. REG/BOS/UG/CB-2/2020-21/135 dated 26.04.2021.

In pursuance of the powers conferred under Section 26 of Memorandum of Association of JSS AHER as per UGC (Institutions Deemed to be Universities) Regulations, 2019, the Clinical Board of Studies in Faculty of Medicine (UG) is reconstituted with the following members.

Sl.No.	Name of the Member	Remarks
1	**Dr. H. Basavana Gowdappa** Principal & Professor Medicine JSS Medical College, Mysore	**Dean** - Faculty of Medicine
2	**Dr. Manthappa M** Professor Department of General Medicine Vice Principal (Clinicals) JSS Medical College, Mysore	**Chairman**
3	**Dr. Y S Ravikumar** Professor & Head Department of General Medicine JSS Medical College, Mysore	Member
4	**Dr. Harish S** Professor & Head Department of General Surgery JSS Medical College, Mysore	Member
5	**Dr. Mamatha S** Professor & Head Department of O B G JSS Medical College, Mysore	Member
6	**Dr. Prashanth S N** Professor & Head Department of Paediatrics JSS Medical College, Mysore	Member
7	**Dr. Siddalinga Murthy G** Professor & Head Department of Orthopaedics JSS Medical College, Mysore	Member

8	**Dr. Kanthraj G.R** Professor & Head Department of Dermatology JSS Medical College, Mysore	Member
9	**Dr. Archana K N** Professor & Head Department of Anesthesia JSS Medical College, Mysore	Member
10	**Dr. Rudresh Hiremath** Professor & Head Department of Radio- Diagnosis JSS Medical College, Mysore	Member
11	**Dr Jayaraj B.S** Professor & Head Department of Respiratory Medicine JSS Medical College, Mysore	Member
12	**Dr. Brinda Basavaraj** Professor & Head Department of Emergency Medicine JSS Medical College, Mysore	Member
13	**Dr. Pratibha Pereira** Professor & Head Department of Geriatrics JSS Medical College, Mysore	Member
14	**Dr. Prabhakar S K** Professor & Head Department of Ophthalmology JSS Medical College, Mysore	Member
15	**Dr. Bharathi M B** Professor & Head Department of ENT JSS Medical College, Mysore	Member
16	**Dr. Kishor M** Professor & Head Department of Psychiatry JSS Medical College, Mysore	Member
17	**Dr. Sowmya H V** Associate Professor Department of Ophthalmology JSS Medical College, Mysore	Member
18	**Dr. Poornima M** Associate Professor Department of O B G JSS Medical College, Mysore	Member
19	**Dr. Deepak Naik P** Assistant Professor Department of General Surgery JSS Medical College, Mysore	Member

20	**Dr. Savitha V** Assistant Professor Department of General Medicine JSS Medical College, Mysore	Member
21	**Dr. Pushpalatha K** Professor, Department of Anatomy Co-Coordinator- Medical Education Unit JSS Medical College, Mysore	Invitee
22	**Dr. Arun M** Professor Department of Forensic Medicine Coordinator- Medical Education Unit JSS Medical College, Mysore	Invitee
23	**Dr. Praveen Kulkarni** Professor Department of Community Medicine Vice Principal (Para-clinicals) JSS Medical College, Mysore	Invitee
24	**Dr. M N Suma** Professor, Department of Biochemistry Vice Principal (Pre-Clinicals) JSS Medical College, Mysore	Invitee
25	**The Controller of Examinations** JSS AHER, Mysuru	Invitee
26	**The Dean (IQAC)** JSS AHER, Mysuru	Invitee
27	**The Dean (Academics)** JSS AHER, Mysuru	Invitee
28	**Dr. Arathi Darshan** Professor of Medicine J.N Medical College KLE. Academy of Higher Education and Research, Belagavi -590010. Email:arathidarshan14@rediffmail.com	External Member
29	**Dr. Savithri D R** Professor & Head, Department of OB&G Kempegowda Institute of Medical Sciences(KIMS), Bangalore Ph:9880197869 Email:savi6687@gmail.com	External Member

Note: The term of the Members of the Board shall be a period of two years from the date of notification.

REGISTRAR

To,

All the Members

POWERS AND FUNCTIONS OF THE BOARDS OF STUDIES OF JSS ACADEMY OF HIGHER EDUCATION & RESEARCH (JSS AHER), MYSORE

Section 26 of Memorandum of Association and Rules of JSS Academy of Higher Education & Research (JSS AHER) 2019 provides for Board of each faculty or department of the institution. JSS AHER has constituted various Boards of Studies for conducting various undergraduate, postgraduate and research programmes.

As per the provision given under Section 26 of Memorandum of Association and Rules of JSS AHER 2019 for prescribing the powers and functions of the Board of Studies, the following are the powers and functions of the Boards of Studies of JSS AHER, Mysore:

1. The tenure of the Chairmen and members of the Boards of Studies of JSS AHER shall be a period of two years from the date of Notification.
2. The Board shall meet as and when necessary. The meetings of the Board shall be convened by the Registrar at the instance of the Vice-Chancellor, and the Registrar shall keep a record of the proceedings of the meeting.
3. The quorum for a meeting of the Board or a Group shall be not less than one-third of the total number of members of the Board or of the Group.
4. To make recommendations to the Academic Council and the Board of Management with regard to the curriculum and other academic matters for the new programmes initiated by the JSS AHER.
5. To make recommendations to the Academic Council and the Board of Management after reviewing the curriculum and other academic matters of various undergraduate, postgraduate and research programmes conducted by the JSS AHER.
6. To review teaching methods and suggest improvements thereof.
7. To monitor/review the academic standards of the departments of constituent colleges and the university.
8. To recommend to the Academic Council the names of suitable faculty as examiners in the particular subject.
9. To recommend to the Academic Council the model question papers for respective undergraduate and postgraduate programme.
10. To consider the recommendations of the committee of courses, curricular or similar body, as constituted by the Board of Studies and to place the same before the Academic Council and the Board of Management for consideration and approval.
11. To report to the Academic Council or the Board of Management on all matters referred to it by any of them.
12. To discharge such other functions as may be assigned to it by the Academic Council or Vice-Chancellor.
13. To exercise such other powers and discharge such duties as may be provided for by Statutes.

Duties of the Chairman and the Members of the Board:

In addition to the above, following are the duties of the Chairmen and Members of the Boards of Studies:

1. The Chairman will finalize and schedule the meeting in consultation with the Registrar periodically as and when required.
2. The Members will submit the agenda and notes with required supporting documents to the Registrar through the Chairman of the respective Board one month prior to the meeting date.

REGISTRAR

BioLEAGUES®

Certificate

OF PRESENTATION

Chettinad Academy of Research and Education (Deemed to be University)

International Conference on Clinical and Applied Microbiology

27th & 28th April 2023 | Virtual Conference

This is to certify that Mr./Ms./Dr. **Dr Soumya S** of

Jawaharlal Nehru Medical college presented their **Oral Presentation**

titled Inhibition of Salmonella typhi by Tropical Fruits

at the "**International Conference on Clinical and Applied Microbiology**" Organized by BioLEAGUES

on the 27th & 28th of April 2023.

N. Meenakshi.

Prof. Dr. N. Meenakshi
Dean,
Chettinad Hospital
and Research Institute
India

Dr. Priyadarshini Shanmugam MD, PhD
Professor and Head, Microbiology,
Chettinad Hospital
and Research Institute
India

Mr. Rudra Bhanu Satpathy
Founder & CEO
BioLEAGUES
India

CONSULTATIVE MEET ON B4E & BEYOND

ON 28TH MAY 2023

AT HOTEL ORCHID, MUMBAI

Timing	Topics	Designation	Name
9.30 to 10.00	Inauguration , Introduction of Presidential Action Plan and importance of IAP- UNICEF partnership		Dr Upendra Kinjawadekar
	UNICEF commitment		Ms Rajeshwari Chandrasekar , Chief of UNICEF Maharashtra
		Special Invitees	Dr Armida Fernandez Dr Jayashree Mondkar
10.00 to 10.30	First 1000 days and B4 E and beyond.	Speaker Chairperson Chairperson	Dr Mrudula Phadke Dr Uday Bodhankar Dr K Kesavulu
10.30 to 11.00	Antenatal interventions to reduce LBW (Small vulnerable newborns)	Speaker Chairperson Chairperson	Dr K E Elizabeth Dr Jayant S Shah Dr KV Raghunath
11.00 to 11.30	***Tea Break***		
11.30 to 12.00	Initiation , Early days and BFHI	Speaker Chairperson Chairperson	Dr Prashant Gangal Dr Roopa M Haravi (Bellad) Dr HB Mallikarjuna
12.00 to 12.30	Breastfeeding in special situations	Speaker Chairperson Chairperson	Dr Sanjay Prabhu Dr Nehal Hitendra Patel Dr Yogesh N Parikh
12.30 to 1.00	Feeding of LBW with special emphasis on Breast Milk	Speaker Chairperson Chairperson	Dr PN Suman Rao Dr Satish K Tiwari Dr Parag B Gaikwad
1.00 to 1.30	Complementary Feeding	Speaker Chairperson Chairperson	Dr C R Banapurmath Dr Arti A Kinikar Dr R Somasekar
1.30 to 2.30	***Lunch Break***		
2.30 to 3.00	KMC and Climate change in nutrition	Speaker Chairperson Chairperson	Dr Simin Irani Dr Tarlochan S Randhawa Dr Shreelekha Ajay Joshi
3.00 to 3.30	Growth promotion and Growth failure in Infancy	Speaker Chairperson Chairperson	Dr Praveen Kumar Dr Rashna Dass Hazarika Dr Rajeev Seth
3.30 to 4.00	Breastfeeding positions, Expression and Breast Conditions	Speaker Chairperson Chairperson	Dr Ketan Bhardava Dr CB Dass Gupta Dr Satish Agarwal
4.00 to 4.30	Summing up and future action plan		

KLE
EMPOWERING PROFESSIONALS

KLE Academy of Higher Education and Research Belagavi (Deemed to be University)

Reaccredited 'A+' Grade by NAAC **Placed in Category "A" by MoE (GoI)**

Jawaharlal Nehru Medical College, Belagavi, Karnataka, INDIA

Certificate

This is to certify that Dr. Tanmaya Metgud from J.N Medical College, Belagavi bearing Registration Number 65431 registered with Karnataka Medical Council, has participated as **PANELIST** in the 23rd APPI National Seminar 2023 entitled "Take Charge of Your Bone Health" held on 27th & 28th June 2023. Karnataka Medical Council has granted 04+01 credit hours vide Letter No KMC/CME/0127/2023.

Dr. Harpreet Kour **Organising Secretary** **APPI**	**Dr. Sunil S Vernekar** **Organising Chairperson** **APPI**	**Dr. Uma B. R** **Zonal Chairman** **K.M.C C.M.E Accreditation Committee**	**Dr. N.S Mahanatashetti** **Principal** **JNMC**

CHAIRPERSON CERTIFICATE

IMA
BELGAUM CME
3rd &4th June 2023

This is to certify that

Dr Soumya Maste

Has chaired a scientific session
conducted at the
IMA BELGAUM CME 2023 held on
3rd and 4th of June 2023 at Belagavi.

Dr. Swapna Mahajan
President IMA, Belagavi

Dr. Sanjay Porwal
CME Chairman

Dr. Hemant Koujalgi
Secretary IMA, Belagavi

World Health Organization

unicef

INDIAN ACADEMY OF PEDIATRICS

NURTURING CARE FOR EARLY CHILDHOOD DEVELOPMENT (NC-ECD) PROJECT

Under the auspices of Indian Academy of Pediatrics Action Plan (2021-2023)

CERTIFICATE OF PARTICIPATION

This is to certify that

Dr. Manisha B

has successfully participated as a Faculty in the

Workshop of

NURTURING CARE FOR EARLY CHILDHOOD DEVELOPMENT (NC-ECD)

CONDUCTED ON 25/06/2023, AT LECTURE HALL -3, BRIMS COLLEGE CAMPUS, BIDAR

Dr. Upendra Kinjawadekar President, IAP 2023	Dr. G V Basavaraja President, IAP 2024	Dr. Remesh Kumar R President, IAP 2022	Dr. Vineet Saxena HSG, 2022 & 2023	Dr. Digant D Shastri Chairperson Steering Committee

Dr Sharmila B Mukherjee	Dr. Jeeson Unni	Dr. Samir Dalwai	Dr. Yogesh Parikh
IAP National Coordinator (Scientific)		IAP National Coordinator (Admin)	

Fwd: Invitation as Associate Editor for the Special Issue on Breastfeeding

1 message

Manisha Bhandankar <manisha.bhandankar1970@gmail.com> Mon, 26 Jun 2023 at 11:34 am
To: Mahadev Kalagudi <mahadevkalagudi814@gmail.com>

---------- Forwarded message ---------
From: **Somashekhar Nimbalkar** <somu_somu@yahoo.com>
Date: Mon, Jun 26, 2023, 09:51
Subject: Invitation as Associate Editor for the Special Issue on Breastfeeding
To: manisha.bhandankar1970@gmail.com <manisha.bhandankar1970@gmail.com>

Dear Dr. Manisha Bhandankar,
Greetings from Neonatology, the flagship journal of the National Neonatology Forum India.
As Editor in Cheif of the journal, it is my pleasure to invite you as an associate editor for the journal for the Special Section of the March 2024 issue of the Journal on Breastfeeding.
You will lead the team of Dr. Ravi Sachan and Dr. Somosri Ray as Associate Editors for this issue.
Articles related to Breastfeeding will be sent to you and your team by me. You will decide the reviewers and the decision on whether to accept the article, send it for revision, etc.
I will finalize the Issue contents.
We hope to have the process completed in the first week of September 2023 for the March 2024 Issue.

with warm regards

Prof. Somashekhar Nimbalkar, MD, FNNF
Head, Department of Neonatology, Pramukhswami Medical College, Karamsad, Anand, Gujarat. Pin-388325
Associate Dean, Research Services, Bhaikaka University, Karamsad
Member Secretary, Research and Innovation Council, Bhaikaka University,
National Coordinator - IAP NNF NRP Program (2020-2022)
Chairperson 2023 - IAP Medical Education Chapter
Member, Governing Body, National Neonatology Forum, New Delhi (2013,2014,2021)
Editor-in-Chief - Journal of Neonatology
Academic Editor - International Journal of Pediatrics
President - National Neonatology Forum Gujarat State Chapter (2015,2016)
Wes Zone Zonal Coordinator IAP ALS (2009,2010)
Mobile: +919825087842
https://www.linkedin.com/in/somashekhar-nimbalkar-43944b39/
https://twitter.com/ProfSomashekhar
https://www.researchgate.net/profile/Somashekhar_Nimbalkar

KLE Academy of Higher Education and Research Belagavi (Deemed to be University)

Reaccredited 'A+' Grade by NAAC | Placed in Category "A" by MoE (GoI)

Jawaharlal Nehru Medical College, Belagavi, Karnataka, INDIA

Certificate

This is to certify that that Dr. Smita Sonali from J.N Medical College, Belagavi has participated as **CHAIRPERSON** in the 23rd APPI National Seminar 2023 entitled "Take Charge of Your Bone Health" held on 27th & 28th June 2023 at J. N Medical College, Belagavi.

Dr. Harpreet Kour Organising Secretary APPI	Dr. Sunil S Vernekar Organising Chairperson APPI	Dr. Padmashri Kudachi Prof. & Head Dept. of Physiology, JNMC	Dr. N.S Mahanatashetti Principal JNMC

SHRI DHARMASTHALA MANJUNATHESHWARA UNIVERSITY

DEPARTMENT OF BIOCHEMISTRY, SDMCMS&H, DHARWAD

8TH STATE LEVEL CONFERENCE OF ASSOCIATION OF MEDICAL BIOCHEMISTS - KARNATAKA CHAPTER

Under the Aegis of AMBI

AMBKCCON SDMCMS&H

CERTIFICATE

This is to certify that

Dr. Smita Sonoli

Bearing Reg. No. 65609 Registered with Karnataka Medical Council, Address: Prof. in Biochemistry, KAHER, Belagavi has participated as **Panelist** in **Panel Discussion** during 8th State Level Conference Of Association of Medical Biochemists - Karnataka Chapter **AMBKCCON SDMCMS&H 2023** held on 19th to 20th May 2023 at SDM College of Medical Sciences Hospital, Sattur, Dharwad.

*Karnataka Medical Council has granted **Four hours** of Accreditation for Delegates/Faculty vide letter No. K.M.C./C.M.E./0049/2023 dated 05.05.2023*

Dr. Vidya S. Patil
Organizing Secretary

Dr. Meera S.
President, AMBKC

Uma.B.R
19/5 - 20/5/2023
KMCCME Accreditation Committee
Zonal Chairman

Dr. Rathnamala M. Desai
Principal, SDMCMS&H

KRISHNA
VISHWA
VIDYAPEETH
(Deemed to be University)
Knowledge • Innovation • Excellence

Accredited by NAAC with 'A+' grade
An ISO 9001:2015 Certified University
Declared U/s 3 of UGC ACT 1956 vide Notification no.F.9-15/2001-U.3
of the Ministry of Human Resource Development, Govt. of India
Karad, Dist. : Satara (Maharashtra State) Pin : 415539
Tel : 02164-241555-8 (Extn. 460)
Website : www.kvv.edu.in | E-mail: director.research@kvv.edu.in

KVV/DR/299/2023

Date: - 11/04/2023

To,

Dr. Smita S. Sonoli
Professor & Head,
Department of Biochemistry,
J. N. Medical College
Belgum

Sub: - Invitation as External Biochemistry Subject Expert.

Dear Madam,

You are cordially invited as external Biochemistry subject expert for the protocol committee meeting to scrutinize proposals of Ph. D. Students admitted in 2023. The university will give T.A. @ of Rs. 15/- per Kilo meter & honorarium of Rs. 2000/-. Kindly make it convenient to attend and convey your acceptance.

Prof. Dr. Pramod John
Director of Research
Prof. Dept. of Oral Medicine & Radiology

Encl.: Protocol Committee Schedule

KLE
EMPOWERING PROFESSIONALS

JAWAHARLAL NEHRU MEDICAL COLLEGE, BELGAUM

ASSOCIATION OF PHYSIOLOGISTS AND PHARMACOLOGISTS OF INDIA 1955

THE PHYSIOLOGICAL SOCIETY OF INDIA ESTD 1934

SAAP
SOUTH ASIAN ASSOCIATION OF PHYSIOLOGISTS

KLE Academy of Higher Education and Research Belagavi (Deemed to be University)

Reaccredited 'A+' Grade by NAAC **Placed in Category "A" by MoE (GoI)**

Jawaharlal Nehru Medical College, Belagavi, Karnataka, INDIA

Certificate

This is to certify that that Dr. Shilpa Bhimalli from J.N Medical College, Belagavi has participated as **CHAIRPERSON** in the 23rd APPI National Seminar 2023 entitled "Take Charge of Your Bone Health" held on 27th & 28th June 2023 at J. N Medical College, Belagavi.

Harpreet			
Dr. Harpreet Kour	**Dr. Sunil S Vernekar**	**Dr. Padmashri Kudachi**	**Dr. N.S Mahanatashetti**
Organising Secretary	**Organising Chairperson**	**Prof. & Head**	**Principal**
APPI	**APPI**	**Dept. of Physiology, JNMC**	**JNMC**

RCOG WORLD CONGRESS 2023

3 - 5 MAY 2023 • LONDON

This is to certify that

Dr Mrutyunjaya Bellad

spoke at

RCOG World Congress 2023

on

Monday 12 – Wednesday 14 June 2023

For those registered on the RCOG CPD Programme

2 CPD credits per presentation as an Experiential Learning Event, including reflection. Reflection is required to claim credits for an Experiential Learning Event. In addition, 1 or 2 credits are claimable for an action following the learning.
Please see the RCOG CPD Framework for further guidance

Honorary Director of Conferences

Mr Dudley Robinson FRCOG, London

Deputy Honorary Director of Conferences

Mr Ramesh Ganapathy MD FROG, Surrey

KSOGA State Level CME

organized by

TUMKUR SOCIETY OF OBSTETRICS AND GYNAECOLOGY

ICOG - 4 points
KMC - 2 points

Certificate

This is to certify that

Dr. M. B. Bellad Prof. Department of OBG, KAHER'S JNMC, BELGAUM

bearing karnataka medical council No. 25625 has participated as delegate/faculty in the conference **"KSOGA State Level CME"** held on **2nd April 2023** at **Shridevi Institute of Medical Sciences and Research Hospital,** Tumakuru.

This conference has been awarded with 4 credit points from ICOG & 2 credit points from KMC, Vide letter No. ***K.M.C. / C.M.C. / 645 / 2023.***

dated ***20-03-2023***

Dr. Kasturi V Donimath	Dr.Laxmi Shrikhande	Dr. Ashok Kumar	KMC	Dr Jyothi
KSOGA President	ICOG Chairperson	ICOG Secretary	Observer	TSOG President

5th Annual Conference of Karnataka Endocrine Society

HORMONE RHYTHM 2023

6th & 7th May 2023

Karnataka Endocrine Society & Department of Endocrinology, Jawaharlal Nehru Medical College (KAHER), Belagavi

Certificate

awarded to

DR. M. B. Bellad

for being a CHAIRPERSON / MODERATOR for scientific program during HORMONE RHYTHM 2023 held on the 6th & 7th May 2023 at KLE Centenary Convention Centre & J. N. Medical College, KLE University Campus, Nehru Nagar, Belagavi, Karnataka.

We appreciate your contribution to the success of this conference.

Dr. Vageesh Ayyar S	Dr. Somashekara Reddy	Dr. Vikrant B. Ghatnatti	Dr. Manjunath R. Goroshi	Dr. Vanishri Ganakumar
President, KES	Secretary, KES	Organising Chairman	Organising Secretary	Co-Organising Secretary

5th Annual Conference of
Karnataka Endocrine Society

HORMONE RHYTHM 2023

6th & 7th May 2023

ORGANIZED BY
Karnataka Endocrine Society &
Department of Endocrinology, Jawaharlal Nehru Medical College (KAHER), Belagavi

Certificate

awarded to

DR. Kamal Patil

for being a CHAIRPERSON / MODERATOR for scientific program during HORMONE RHYTHM 2023 held on the 6th & 7th May 2023 at KLE Centenary Convention Centre & J. N. Medical College, KLE University Campus, Nehru Nagar, Belagavi, Karnataka.

We appreciate your contribution to the success of this conference.

Dr. Vageesh Ayyar S	Dr. Somashekara Reddy	Dr. Vikrant B. Ghatnatti	Dr. Manjunath R. Goroshi	Dr. Vanishri Ganakumar
President, KES	Secretary, KES	Organising Chairman	Organising Secretary	Co-Organising Secretary

5th Annual Conference of
Karnataka Endocrine Society

HORMONE RHYTHM 2023

6th & 7th May 2023

ORGANIZED BY
Karnataka Endocrine Society &
Department of Endocrinology, Jawaharlal Nehru Medical College (KAHER), Belagavi

Certificate

awarded to

DR. Anita Dalal

for being a CHAIRPERSON / MODERATOR for scientific program during HORMONE RHYTHM 2023 held on the 6th & 7th May 2023 at KLE Centenary Convention Centre & J. N. Medical College, KLE University Campus, Nehru Nagar, Belagavi, Karnataka.

We appreciate your contribution to the success of this conference.

Dr. Vageesh Ayyar S	Dr. Somashekara Reddy	Dr. Vikrant B. Ghatnatti	Dr. Manjunath R. Goroshi	Dr. Vanishri Ganakumar
President, KES	Secretary, KES	Organising Chairman	Organising Secretary	Co-Organising Secretary

PANDIT HOSPITAL

CENTER FOR ADVANCED GYNAECOLOGICAL ENDOSCOPY

Certificate of Merit

This is awarded to Dr. FARZANA BEGAUM DHARWAD

For Successful completion of training in this centre in operative Laparoscopy,

Hysteroscopy and vaginal surgeries From 1st April - 30th April 2023

He/She is well exposed to different instruments and surgeries

in modern Gynecological Endoscopy

Given Under the seal of the Centre.

Dr. Ravindra Thawal

Dr. Hrishikesh Pandit

DEPARTMENT OF OBG
KARNATAKA INSTITUTE OF MEDICAL SCIENCES, HUBBALLI
(An Autonomous Institution of Government of Karnataka. Affiliated to Rajiv Gandhi University of Health Sciences, Bengaluru.
Recognized by Medical Council of India, New Delhi.)
Vidyanagar, Hubballi – 580021, Dharwad Dist. Karnataka State, India. Website: www.kimshubballi.org
Phone: 0836-2370057 Ext:348 Email:obgandgyn@gmail.com

No. KIMS/OBG/ /2022-23

Department of Obst. & Gynaec
Karnataka Institute of Medical Sciences.
Hubli, dated: 28/02/2023.

To,

Dr. Hema S Patil,
Associate Professor,
Dept.of OBG,
KAHER's JNMC
Belagavi.

Subject: Observership in Urogynecology for Feb 1st to 28th February 2023 reg.

*****

With reference to the above, Dr, Hema S Patil, Associate Professor, Dept. of OBG, She has completed to her Observership in Urogynecology, NDVH and Vaginal Surgeries from February 1st to 28th February 2023.

PROFESSOR & HOD OF THE
DEPARTMENT OF OBST & GYNAEC,
KIMS, HUBLI.

PROFESSOR AND HOD,
DEPT. OBSTETRIC AND GYNAECOLOGY
KIMS, HUBBALLI.

ADOLESCENT HEALTH ACADEMY

a sub-specialty chapter of

Indian Academy of Pediatrics

Membership No. : AHA-IAP/L/2719

Certificate

This is to Certify that

Dr Dnyanesh D K

is a

Life Member

of

Adolescent Health Academy

a sub-specialty Chapter of

Indian Academy of Pediatrics

Dr Sukanta Chatterjee
Chairperson
Adolescent Health Academy, IAP

Dr R N Sharma
Honorary Secretary General
Adolescent Health Academy, IAP

"Continuing Care up to 19 years"

UNIVERSITY OF MICHIGAN

COURSE CERTIFICATE

Apr 12, 2023

Anuradha B. Patil

has successfully completed

Instructional Methods in Health Professions Education

an online non-credit course authorized by University of Michigan and offered through Coursera



Caren Stalburg, MD, MA
Assistant Professor, Obstetrics & Gynecology
University of Michigan Medical School

Verify at:
https://coursera.org/verify/BMVSXPS85WUZ

Coursera has confirmed the identity of this individual and their participation in the course.

POLITECNICO
MILANO 1863

COURSE
CERTIFICATE

May 22, 2023

Anuradha B. Patil

has successfully completed

Designing Learning Innovation

an online non-credit course authorized by Politecnico di Milano and offered through Coursera

Susanna Sancassani, Managing Director
Federica Brambilla, Program Manager
Daniela Castaghi, Instructional Designer

Verify at:
https://coursera.org/verify/2GTKLNTEATUF

Coursera has confirmed the identity of this individual and their participation in the course.

THE UNIVERSITY of EDINBURGH

COURSE CERTIFICATE

May 25, 2023

Anuradha B. Patil

has successfully completed

Know Thyself - The Value and Limits of Self-Knowledge: The Examined Life

an online non-credit course authorized by The University of Edinburgh and offered through Coursera

Mitchell Green
Professor of Philosophy

Dr Simon Fokt
Learning Technologist

Verify at:
https://coursera.org/verify/UJQHT7K2QZ2Y

Coursera has confirmed the identity of this individual and their participation in the course.

ILLINOIS

COURSE CERTIFICATE

May 29, 2023

Anuradha B. Patil

has successfully completed

Genomics for Law

an online non-credit course authorized by University of Illinois at Urbana-Champaign and offered through Coursera



Gene E. Robinson
Director, Carl R. Woese Institute for Genomic Biology;
Swanlund Chair;
Center for Advanced Study Professor of Entomology and Neuroscience

Dr. Jennifer K. Robbennolt

Verify at:
https://coursera.org/verify/5G2YWNQ573JX

Coursera has confirmed the identity of this individual and their participation in the course.

Nemours.

Certificate of Completion

Nemours certifies that

Anuradha Patil

has participated in the web-based education activity titled

Introduction to metabolism

located at www.geneticmetaboliclearning.com on

June 2, 2023

and is awarded *1.0 AMA PRA Category 1 Credits* ™

Nemours is accredited by the American Council for Continuing Medical Education (ACCME) to provide continuing medical education for physicians. Physicians should claim only the credit commensurate with the extent of their participation in this activity.

KLE
EMPOWERING PROFESSIONALS

JAWAHARLAL NEHRU MEDICAL COLLEGE BELAGAVI

KLES
DR. PRABHAKAR KORE HOSPITAL
&
MEDICAL RESEARCH CENTRE
NEHRU NAGAR, BELAGAVI

KLE ACADEMY OF HIGHER EDUCATION AND RESEARCH

Accredited 'A+' Grade by NAAC (3rd Cycle) Placed in Category 'A' by MHRD (GoI)

41st Annual National CME

8th to 10th June 2023

DEPARTMENT OF PATHOLOGY

JAWAHARLAL NEHRU MEDICAL COLLEGE, BELAGAVI, KARNATAKA

Certificate

This is to certify that DR. SUNITA Y. PATIL *of* JAWAHARLAL NEHRU MEDICAL COLLEGE, BELAGAVI

Registered with KARNATAKA MEDICAL COUNCIL *bearing Reg. No.* 45490

has participated as Resource Person & Delegate for 41st Annual National CME in Pathology held from 8th to 10th June 2023 at Department of Pathology, J.N. Medical College, Belagavi.

Karnataka Medical Council has granted SIX (5+1) credit hours to the delegates Vide letter No. K.M.C./C.M.E./0038/2023, dated 24-04-2023.

Dr. (Mrs.) N. S. Mahantashetti Principal J.N.M.C	Dr. Ranjit Kangle Organising Chairman	Dr. Bhagyashri Hungund Organising Secretary	Uma. B.R 8th-10th June '23 Dr. Uma B. R. KMC-CME Zonal Chairman

KLE ACADEMY OF HIGHER EDUCATION AND RESEARCH
(Deemed-to-be University)
Jawaharlal Nehru Medical College, Belagavi
Accredited 'A' Grade by NAAC
Placed in Category 'A" by MHRD (GoI)

41st Annual National CME & PG Course in Pathology
Department of Pathology

8th to 10th June 2023

Ph No. 0831-2473777 – 4051, 4052
Email: pathojnmc@gmail.com

Date: 29-05-2023

Staff duties as Chairpersons during CME 2023

	08-06-2023	09-06-2023	10-06-2023
	Staff	**Staff**	**Staff**
Pre Lunch	Dr. Ramesh Chavan	Dr. Bhagyashri R. Hungund	Dr. Ranjit Kangle
	Dr. Hema Shantagiri	Dr. Reshma Karishetti	Dr. Adarsh Sanikop
	PG Students	**PG Students**	**PG Students**
	Dr. Asawari Bhide	Dr. Gunica Potadukhe	Dr. C. Shrutimeghana
	Dr. Manasi Shah	Dr. Kanika	Dr. Akshara Nair
Post Lunch	Dr. Vijayalaxmi Dhorigol	Dr. Sunita Y. Patil	
	Dr. Manasi Gosavi	Dr. Ashwini V. R.	
	PG Students	**PG Students**	
	Dr. Arushi Agarwal	Dr. Jadhav Jyoti	
	Dr. Devyani	Dr. Navjyoti Charan	

J.N. Medical College BELAGAVI Department of Pathology

Dr. Ranjit Kangle
Organizing Chairman
41st Annual National CME & PG Course
in Pathology

Professor & Head
Department of Pathology
J.N. Medical College,
BELAGAVI.

KLE ACADEMY OF HIGHER EDUCATION AND RESEARCH
(Deemed-to-be University)
Jawaharlal Nehru Medical College, Belagavi
Accredited 'A' Grade by NAAC
Placed in Category 'A" by MHRD (GoI)

41st Annual National CME & PG Course in Pathology
Department of Pathology

8th to 10th June 2023

Ph No. 0831-2473777 – 4051, 4052
Email: pathojnmc@gmail.com

Date: 29-05-2023

Staff duties as Chairpersons during CME 2023

	08-06-2023	09-06-2023	10-06-2023
	Staff	**Staff**	**Staff**
Pre Lunch	Dr. Ramesh Chavan	Dr. Bhagyashri R. Hungund	Dr. Ranjit Kangle
	Dr. Hema Shantagiri	Dr. Reshma Karishetti	Dr. Adarsh Sanikop
	PG Students	**PG Students**	**PG Students**
	Dr. Asawari Bhide	Dr. Gunica Potadukhe	Dr. C. Shrutimeghana
	Dr. Manasi Shah	Dr. Kanika	Dr. Akshara Nair
Post Lunch	Dr. Vijayalaxmi Dhorigol	Dr. Sunita Y. Patil	
	Dr. Manasi Gosavi	Dr. Ashwini V. R.	
	PG Students	**PG Students**	
	Dr. Arushi Agarwal	Dr. Jadhav Jyoti	
	Dr. Devyani	Dr. Navjyoti Charan	

J.N. Medical College BELAGAVI Department of Pathology

Dr. Ranjit Kangle
Organizing Chairman
41st Annual National CME & PG Course
in Pathology

Professor & Head
Department of Pathology
J.N. Medical College,
BELAGAVI.

KLE ACADEMY OF HIGHER EDUCATION AND RESEARCH
(Deemed-to-be University)
Jawaharlal Nehru Medical College, Belagavi
Accredited 'A' Grade by NAAC
Placed in Category 'A" by MHRD (GoI)

41st Annual National CME & PG Course in Pathology
Department of Pathology

8th to 10th June 2023

Ph No. 0831-2473777 – 4051, 4052
Email: pathojnmc@gmail.com

Date: 29-05-2023

Staff duties as Chairpersons during CME 2023

	08-06-2023	09-06-2023	10-06-2023
	Staff	**Staff**	**Staff**
Pre Lunch	Dr. Ramesh Chavan	Dr. Bhagyashri R. Hungund	Dr. Ranjit Kangle
	Dr. Hema Shantagiri	Dr. Reshma Karishetti	Dr. Adarsh Sanikop
	PG Students	**PG Students**	**PG Students**
	Dr. Asawari Bhide	Dr. Gunica Potadukhe	Dr. C. Shrutimeghana
	Dr. Manasi Shah	Dr. Kanika	Dr. Akshara Nair
Post Lunch	Dr. Vijayalaxmi Dhorigol	Dr. Sunita Y. Patil	
	Dr. Manasi Gosavi	Dr. Ashwini V. R.	
	PG Students	**PG Students**	
	Dr. Arushi Agarwal	Dr. Jadhav Jyoti	
	Dr. Devyani	Dr. Navjyoti Charan	

J.N. Medical College BELAGAVI Department of Pathology

Dr. Ranjit Kangle
Organizing Chairman
41st Annual National CME & PG Course
in Pathology

Professor & Head
Department of Pathology
J.N. Medical College,
BELAGAVI.

KLE ACADEMY OF HIGHER EDUCATION AND RESEARCH
(Deemed-to-be University)
Jawaharlal Nehru Medical College, Belagavi
Accredited 'A' Grade by NAAC
Placed in Category 'A" by MHRD (GoI)

41st Annual National CME & PG Course in Pathology
Department of Pathology

8th to 10th June 2023

Ph No. 0831-2473777 – 4051, 4052
Email: pathojnmc@gmail.com

Date: 29-05-2023

Staff duties as Chairpersons during CME 2023

	08-06-2023	09-06-2023	10-06-2023
	Staff	**Staff**	**Staff**
Pre Lunch	Dr. Ramesh Chavan	Dr. Bhagyashri R. Hungund	Dr. Ranjit Kangle
	Dr. Hema Shantagiri	Dr. Reshma Karishetti	Dr. Adarsh Sanikop
	PG Students	**PG Students**	**PG Students**
	Dr. Asawari Bhide	Dr. Gunica Potadukhe	Dr. C. Shrutimeghana
	Dr. Manasi Shah	Dr. Kanika	Dr. Akshara Nair
Post Lunch	Dr. Vijayalaxmi Dhorigol	Dr. Sunita Y. Patil	
	Dr. Manasi Gosavi	Dr. Ashwini V. R.	
	PG Students	**PG Students**	
	Dr. Arushi Agarwal	Dr. Jadhav Jyoti	
	Dr. Devyani	Dr. Navjyoti Charan	

J.N. Medical College BELAGAVI Department of Pathology

Dr. Ranjit Kangle
Organizing Chairman
41st Annual National CME & PG Course
in Pathology

Professor & Head
Department of Pathology
J.N. Medical College,
BELAGAVI.

KLE ACADEMY OF HIGHER EDUCATION AND RESEARCH
(Deemed-to-be University)
Jawaharlal Nehru Medical College, Belagavi
Accredited 'A' Grade by NAAC
Placed in Category 'A" by MHRD (GoI)

41st Annual National CME & PG Course in Pathology
Department of Pathology

8th to 10th June 2023

Ph No. 0831-2473777 – 4051, 4052
Email: pathojnmc@gmail.com

Date: 29-05-2023

Staff duties as Chairpersons during CME 2023

	08-06-2023	09-06-2023	10-06-2023
	Staff	**Staff**	**Staff**
Pre Lunch	Dr. Ramesh Chavan	Dr. Bhagyashri R. Hungund	Dr. Ranjit Kangle
	Dr. Hema Shantagiri	Dr. Reshma Karishetti	Dr. Adarsh Sanikop
	PG Students	**PG Students**	**PG Students**
	Dr. Asawari Bhide	Dr. Gunica Potadukhe	Dr. C. Shrutimeghana
	Dr. Manasi Shah	Dr. Kanika	Dr. Akshara Nair
Post Lunch	Dr. Vijayalaxmi Dhorigol	Dr. Sunita Y. Patil	
	Dr. Manasi Gosavi	Dr. Ashwini V. R.	
	PG Students	**PG Students**	
	Dr. Arushi Agarwal	Dr. Jadhav Jyoti	
	Dr. Devyani	Dr. Navjyoti Charan	

J.N. Medical College BELAGAVI Department of Pathology

Dr. Ranjit Kangle
Organizing Chairman
41st Annual National CME & PG Course
in Pathology

Professor & Head
Department of Pathology
J.N. Medical College,
BELAGAVI.

KLE ACADEMY OF HIGHER EDUCATION AND RESEARCH
(Deemed-to-be University)
Jawaharlal Nehru Medical College, Belagavi
Accredited 'A' Grade by NAAC
Placed in Category 'A" by MHRD (GoI)

41st Annual National CME & PG Course in Pathology
Department of Pathology

8th to 10th June 2023

Ph No. 0831-2473777 – 4051, 4052
Email: pathojnmc@gmail.com

Date: 29-05-2023

Staff duties as Chairpersons during CME 2023

	08-06-2023	09-06-2023	10-06-2023
	Staff	**Staff**	**Staff**
Pre Lunch	Dr. Ramesh Chavan	Dr. Bhagyashri R. Hungund	Dr. Ranjit Kangle
	Dr. Hema Shantagiri	Dr. Reshma Karishetti	Dr. Adarsh Sanikop
	PG Students	**PG Students**	**PG Students**
	Dr. Asawari Bhide	Dr. Gunica Potadukhe	Dr. C. Shrutimeghana
	Dr. Manasi Shah	Dr. Kanika	Dr. Akshara Nair
Post Lunch	Dr. Vijayalaxmi Dhorigol	Dr. Sunita Y. Patil	
	Dr. Manasi Gosavi	Dr. Ashwini V. R.	
	PG Students	**PG Students**	
	Dr. Arushi Agarwal	Dr. Jadhav Jyoti	
	Dr. Devyani	Dr. Navjyoti Charan	

J.N. Medical College BELAGAVI Department of Pathology

Dr. Ranjit Kangle
Organizing Chairman
41st Annual National CME & PG Course
in Pathology

Professor & Head
Department of Pathology
J.N. Medical College,
BELAGAVI.

KLE ACADEMY OF HIGHER EDUCATION AND RESEARCH
(Deemed-to-be University)
Jawaharlal Nehru Medical College, Belagavi
Accredited 'A' Grade by NAAC
Placed in Category 'A" by MHRD (GoI)

41st Annual National CME & PG Course in Pathology
Department of Pathology

8th to 10th June 2023

Ph No. 0831-2473777 – 4051, 4052
Email: pathojnmc@gmail.com

Date: 29-05-2023

Staff duties as Chairpersons during CME 2023

	08-06-2023	09-06-2023	10-06-2023
	Staff	**Staff**	**Staff**
Pre Lunch	Dr. Ramesh Chavan	Dr. Bhagyashri R. Hungund	Dr. Ranjit Kangle
	Dr. Hema Shantagiri	Dr. Reshma Karishetti	Dr. Adarsh Sanikop
	PG Students	**PG Students**	**PG Students**
	Dr. Asawari Bhide	Dr. Gunica Potadukhe	Dr. C. Shrutimeghana
	Dr. Manasi Shah	Dr. Kanika	Dr. Akshara Nair
Post Lunch	Dr. Vijayalaxmi Dhorigol	Dr. Sunita Y. Patil	
	Dr. Manasi Gosavi	Dr. Ashwini V. R.	
	PG Students	**PG Students**	
	Dr. Arushi Agarwal	Dr. Jadhav Jyoti	
	Dr. Devyani	Dr. Navjyoti Charan	

J.N. Medical College BELAGAVI Department of Pathology

Dr. Ranjit Kangle
Organizing Chairman
41st Annual National CME & PG Course
in Pathology

Professor & Head
Department of Pathology
J.N. Medical College,
BELAGAVI.

KLE ACADEMY OF HIGHER EDUCATION AND RESEARCH
(Deemed-to-be University)
Jawaharlal Nehru Medical College, Belagavi
Accredited 'A' Grade by NAAC
Placed in Category 'A" by MHRD (GoI)

41st Annual National CME & PG Course in Pathology
Department of Pathology

8th to 10th June 2023

Ph No. 0831-2473777 – 4051, 4052
Email: pathojnmc@gmail.com

Date: 29-05-2023

Staff duties as Chairpersons during CME 2023

	08-06-2023	09-06-2023	10-06-2023
	Staff	**Staff**	**Staff**
Pre Lunch	Dr. Ramesh Chavan	Dr. Bhagyashri R. Hungund	Dr. Ranjit Kangle
	Dr. Hema Shantagiri	Dr. Reshma Karishetti	Dr. Adarsh Sanikop
	PG Students	**PG Students**	**PG Students**
	Dr. Asawari Bhide	Dr. Gunica Potadukhe	Dr. C. Shrutimeghana
	Dr. Manasi Shah	Dr. Kanika	Dr. Akshara Nair
Post Lunch	Dr. Vijayalaxmi Dhorigol	Dr. Sunita Y. Patil	
	Dr. Manasi Gosavi	Dr. Ashwini V. R.	
	PG Students	**PG Students**	
	Dr. Arushi Agarwal	Dr. Jadhav Jyoti	
	Dr. Devyani	Dr. Navjyoti Charan	

J.N. Medical College BELAGAVI Department of Pathology

Dr. Ranjit Kangle
Organizing Chairman
41st Annual National CME & PG Course
in Pathology

Professor & Head
Department of Pathology
J.N. Medical College,
BELAGAVI.

KLE ACADEMY OF HIGHER EDUCATION AND RESEARCH
(Deemed-to-be University)
Jawaharlal Nehru Medical College, Belagavi
Accredited 'A' Grade by NAAC
Placed in Category 'A" by MHRD (GoI)

41st Annual National CME & PG Course in Pathology
Department of Pathology

8th to 10th June 2023

Ph No. 0831-2473777 – 4051, 4052
Email: pathojnmc@gmail.com

Date: 29-05-2023

Staff duties as Chairpersons during CME 2023

	08-06-2023	09-06-2023	10-06-2023
	Staff	**Staff**	**Staff**
Pre Lunch	Dr. Ramesh Chavan	Dr. Bhagyashri R. Hungund	Dr. Ranjit Kangle
	Dr. Hema Shantagiri	Dr. Reshma Karishetti	Dr. Adarsh Sanikop
	PG Students	**PG Students**	**PG Students**
	Dr. Asawari Bhide	Dr. Gunica Potadukhe	Dr. C. Shrutimeghana
	Dr. Manasi Shah	Dr. Kanika	Dr. Akshara Nair
Post Lunch	Dr. Vijayalaxmi Dhorigol	Dr. Sunita Y. Patil	
	Dr. Manasi Gosavi	Dr. Ashwini V. R.	
	PG Students	**PG Students**	
	Dr. Arushi Agarwal	Dr. Jadhav Jyoti	
	Dr. Devyani	Dr. Navjyoti Charan	

J.N. Medical College BELAGAVI Department of Pathology

Dr. Ranjit Kangle
Organizing Chairman
41st Annual National CME & PG Course
in Pathology

Professor & Head
Department of Pathology
J.N. Medical College,
BELAGAVI.

KLE ACADEMY OF HIGHER EDUCATION AND RESEARCH
(Deemed-to-be University)
Jawaharlal Nehru Medical College, Belagavi
Accredited 'A' Grade by NAAC
Placed in Category 'A" by MHRD (GoI)

41st Annual National CME & PG Course in Pathology
Department of Pathology

8th to 10th June 2023

Ph No. 0831-2473777 – 4051, 4052
Email: pathojnmc@gmail.com

Date: 29-05-2023

Staff duties as Chairpersons during CME 2023

	08-06-2023	09-06-2023	10-06-2023
	Staff	**Staff**	**Staff**
Pre Lunch	Dr. Ramesh Chavan	Dr. Bhagyashri R. Hungund	Dr. Ranjit Kangle
	Dr. Hema Shantagiri	Dr. Reshma Karishetti	Dr. Adarsh Sanikop
	PG Students	**PG Students**	**PG Students**
	Dr. Asawari Bhide	Dr. Gunica Potadukhe	Dr. C. Shrutimeghana
	Dr. Manasi Shah	Dr. Kanika	Dr. Akshara Nair
Post Lunch	Dr. Vijayalaxmi Dhorigol	Dr. Sunita Y. Patil	
	Dr. Manasi Gosavi	Dr. Ashwini V. R.	
	PG Students	**PG Students**	
	Dr. Arushi Agarwal	Dr. Jadhav Jyoti	
	Dr. Devyani	Dr. Navjyoti Charan	

J.N. Medical College BELAGAVI Department of Pathology

Dr. Ranjit Kangle
Organizing Chairman
41st Annual National CME & PG Course
in Pathology

Professor & Head
Department of Pathology
J.N. Medical College,
BELAGAVI.

KLE ACADEMY OF HIGHER EDUCATION AND RESEARCH
(Deemed-to-be University)
Jawaharlal Nehru Medical College, Belagavi
Accredited 'A' Grade by NAAC
Placed in Category 'A" by MHRD (GoI)

41st Annual National CME & PG Course in Pathology
Department of Pathology

8th to 10th June 2023

Ph No. 0831-2473777 – 4051, 4052
Email: pathojnmc@gmail.com

Date: 29-05-2023

Staff duties as Chairpersons during CME 2023

	08-06-2023	09-06-2023	10-06-2023
	Staff	**Staff**	**Staff**
Pre Lunch	Dr. Ramesh Chavan	Dr. Bhagyashri R. Hungund	Dr. Ranjit Kangle
	Dr. Hema Shantagiri	Dr. Reshma Karishetti	Dr. Adarsh Sanikop
	PG Students	**PG Students**	**PG Students**
	Dr. Asawari Bhide	Dr. Gunica Potadukhe	Dr. C. Shrutimeghana
	Dr. Manasi Shah	Dr. Kanika	Dr. Akshara Nair
Post Lunch	Dr. Vijayalaxmi Dhorigol	Dr. Sunita Y. Patil	
	Dr. Manasi Gosavi	Dr. Ashwini V. R.	
	PG Students	**PG Students**	
	Dr. Arushi Agarwal	Dr. Jadhav Jyoti	
	Dr. Devyani	Dr. Navjyoti Charan	

J.N. Medical College BELAGAVI Department of Pathology

Dr. Ranjit Kangle
Organizing Chairman
41st Annual National CME & PG Course
in Pathology

Professor & Head
Department of Pathology
J.N. Medical College,
BELAGAVI.

KLE ACADEMY OF HIGHER EDUCATION AND RESEARCH
(Deemed-to-be University)
Jawaharlal Nehru Medical College, Belagavi
Accredited 'A' Grade by NAAC
Placed in Category 'A" by MHRD (GoI)

41st Annual National CME & PG Course in Pathology
Department of Pathology

8th to 10th June 2023

Ph No. 0831-2473777 – 4051, 4052
Email: pathojnmc@gmail.com

Date: 29-05-2023

Staff duties as Chairpersons during CME 2023

	08-06-2023	09-06-2023	10-06-2023
	Staff	**Staff**	**Staff**
Pre Lunch	Dr. Ramesh Chavan	Dr. Bhagyashri R. Hungund	Dr. Ranjit Kangle
	Dr. Hema Shantagiri	Dr. Reshma Karishetti	Dr. Adarsh Sanikop
	PG Students	**PG Students**	**PG Students**
	Dr. Asawari Bhide	Dr. Gunica Potadukhe	Dr. C. Shrutimeghana
	Dr. Manasi Shah	Dr. Kanika	Dr. Akshara Nair
Post Lunch	Dr. Vijayalaxmi Dhorigol	Dr. Sunita Y. Patil	
	Dr. Manasi Gosavi	Dr. Ashwini V. R.	
	PG Students	**PG Students**	
	Dr. Arushi Agarwal	Dr. Jadhav Jyoti	
	Dr. Devyani	Dr. Navjyoti Charan	

J.N. Medical College BELAGAVI Department of Pathology

Dr. Ranjit Kangle
Organizing Chairman
41st Annual National CME & PG Course
in Pathology

Professor & Head
Department of Pathology
J.N. Medical College,
BELAGAVI.

KLE ACADEMY OF HIGHER EDUCATION AND RESEARCH
(Deemed-to-be University)
Jawaharlal Nehru Medical College, Belagavi
Accredited 'A' Grade by NAAC
Placed in Category 'A" by MHRD (GoI)

41st Annual National CME & PG Course in Pathology
Department of Pathology

8th to 10th June 2023

Ph No. 0831-2473777 – 4051, 4052
Email: pathojnmc@gmail.com

Date: 29-05-2023

Staff duties as Chairpersons during CME 2023

	08-06-2023	09-06-2023	10-06-2023
	Staff	**Staff**	**Staff**
Pre Lunch	Dr. Ramesh Chavan	Dr. Bhagyashri R. Hungund	Dr. Ranjit Kangle
	Dr. Hema Shantagiri	Dr. Reshma Karishetti	Dr. Adarsh Sanikop
	PG Students	**PG Students**	**PG Students**
	Dr. Asawari Bhide	Dr. Gunica Potadukhe	Dr. C. Shrutimeghana
	Dr. Manasi Shah	Dr. Kanika	Dr. Akshara Nair
Post Lunch	Dr. Vijayalaxmi Dhorigol	Dr. Sunita Y. Patil	
	Dr. Manasi Gosavi	Dr. Ashwini V. R.	
	PG Students	**PG Students**	
	Dr. Arushi Agarwal	Dr. Jadhav Jyoti	
	Dr. Devyani	Dr. Navjyoti Charan	

J.N. Medical College BELAGAVI Department of Pathology

Dr. Ranjit Kangle
Organizing Chairman
41st Annual National CME & PG Course
in Pathology

Professor & Head
Department of Pathology
J.N. Medical College,
BELAGAVI.

KLE ACADEMY OF HIGHER EDUCATION AND RESEARCH
(Deemed-to-be University)
Jawaharlal Nehru Medical College, Belagavi
Accredited 'A' Grade by NAAC
Placed in Category 'A" by MHRD (GoI)

41st Annual National CME & PG Course in Pathology
Department of Pathology

8th to 10th June 2023

Ph No. 0831-2473777 – 4051, 4052
Email: pathojnmc@gmail.com

Date: 29-05-2023

Staff duties as Chairpersons during CME 2023

	08-06-2023	09-06-2023	10-06-2023
	Staff	**Staff**	**Staff**
Pre Lunch	Dr. Ramesh Chavan	Dr. Bhagyashri R. Hungund	Dr. Ranjit Kangle
	Dr. Hema Shantagiri	Dr. Reshma Karishetti	Dr. Adarsh Sanikop
	PG Students	**PG Students**	**PG Students**
	Dr. Asawari Bhide	Dr. Gunica Potadukhe	Dr. C. Shrutimeghana
	Dr. Manasi Shah	Dr. Kanika	Dr. Akshara Nair
Post Lunch	Dr. Vijayalaxmi Dhorigol	Dr. Sunita Y. Patil	
	Dr. Manasi Gosavi	Dr. Ashwini V. R.	
	PG Students	**PG Students**	
	Dr. Arushi Agarwal	Dr. Jadhav Jyoti	
	Dr. Devyani	Dr. Navjyoti Charan	

J.N. Medical College BELAGAVI Department of Pathology

Dr. Ranjit Kangle
Organizing Chairman
41st Annual National CME & PG Course
in Pathology

Professor & Head
Department of Pathology
J.N. Medical College,
BELAGAVI.

KLE ACADEMY OF HIGHER EDUCATION AND RESEARCH
(Deemed-to-be University)
Jawaharlal Nehru Medical College, Belagavi
Accredited 'A' Grade by NAAC
Placed in Category 'A" by MHRD (GoI)

41st Annual National CME & PG Course in Pathology
Department of Pathology

8th to 10th June 2023

Ph No. 0831-2473777 – 4051, 4052
Email: pathojnmc@gmail.com

Date: 29-05-2023

Staff duties as Chairpersons during CME 2023

	08-06-2023	09-06-2023	10-06-2023
	Staff	**Staff**	**Staff**
Pre Lunch	Dr. Ramesh Chavan	Dr. Bhagyashri R. Hungund	Dr. Ranjit Kangle
	Dr. Hema Shantagiri	Dr. Reshma Karishetti	Dr. Adarsh Sanikop
	PG Students	**PG Students**	**PG Students**
	Dr. Asawari Bhide	Dr. Gunica Potadukhe	Dr. C. Shrutimeghana
	Dr. Manasi Shah	Dr. Kanika	Dr. Akshara Nair
Post Lunch	Dr. Vijayalaxmi Dhorigol	Dr. Sunita Y. Patil	
	Dr. Manasi Gosavi	Dr. Ashwini V. R.	
	PG Students	**PG Students**	
	Dr. Arushi Agarwal	Dr. Jadhav Jyoti	
	Dr. Devyani	Dr. Navjyoti Charan	

J.N. Medical College BELAGAVI Department of Pathology

Dr. Ranjit Kangle
Organizing Chairman
41st Annual National CME & PG Course
in Pathology

Professor & Head
Department of Pathology
J.N. Medical College,
BELAGAVI.

KLE ACADEMY OF HIGHER EDUCATION AND RESEARCH
(Deemed-to-be University)
Jawaharlal Nehru Medical College, Belagavi
Accredited 'A' Grade by NAAC
Placed in Category 'A" by MHRD (GoI)

41st Annual National CME & PG Course in Pathology
Department of Pathology

8th to 10th June 2023

Ph No. 0831-2473777 – 4051, 4052
Email: pathojnmc@gmail.com

Date: 29-05-2023

Staff duties as Chairpersons during CME 2023

	08-06-2023	09-06-2023	10-06-2023
	Staff	**Staff**	**Staff**
Pre Lunch	Dr. Ramesh Chavan	Dr. Bhagyashri R. Hungund	Dr. Ranjit Kangle
	Dr. Hema Shantagiri	Dr. Reshma Karishetti	Dr. Adarsh Sanikop
	PG Students	**PG Students**	**PG Students**
	Dr. Asawari Bhide	Dr. Gunica Potadukhe	Dr. C. Shrutimeghana
	Dr. Manasi Shah	Dr. Kanika	Dr. Akshara Nair
Post Lunch	Dr. Vijayalaxmi Dhorigol	Dr. Sunita Y. Patil	
	Dr. Manasi Gosavi	Dr. Ashwini V. R.	
	PG Students	**PG Students**	
	Dr. Arushi Agarwal	Dr. Jadhav Jyoti	
	Dr. Devyani	Dr. Navjyoti Charan	

J.N. Medical College BELAGAVI Department of Pathology

Dr. Ranjit Kangle
Organizing Chairman
41st Annual National CME & PG Course
in Pathology

Professor & Head
Department of Pathology
J.N. Medical College,
BELAGAVI.

KLE ACADEMY OF HIGHER EDUCATION AND RESEARCH
(Deemed-to-be University)
Jawaharlal Nehru Medical College, Belagavi
Accredited 'A' Grade by NAAC
Placed in Category 'A" by MHRD (GoI)

41st Annual National CME & PG Course in Pathology
Department of Pathology

8th to 10th June 2023

Ph No. 0831-2473777 – 4051, 4052
Email: pathojnmc@gmail.com

Date: 29-05-2023

Staff duties as Chairpersons during CME 2023

	08-06-2023	09-06-2023	10-06-2023
	Staff	**Staff**	**Staff**
Pre Lunch	Dr. Ramesh Chavan	Dr. Bhagyashri R. Hungund	Dr. Ranjit Kangle
	Dr. Hema Shantagiri	Dr. Reshma Karishetti	Dr. Adarsh Sanikop
	PG Students	**PG Students**	**PG Students**
	Dr. Asawari Bhide	Dr. Gunica Potadukhe	Dr. C. Shrutimeghana
	Dr. Manasi Shah	Dr. Kanika	Dr. Akshara Nair
Post Lunch	Dr. Vijayalaxmi Dhorigol	Dr. Sunita Y. Patil	
	Dr. Manasi Gosavi	Dr. Ashwini V. R.	
	PG Students	**PG Students**	
	Dr. Arushi Agarwal	Dr. Jadhav Jyoti	
	Dr. Devyani	Dr. Navjyoti Charan	

J.N. Medical College BELAGAVI Department of Pathology

Dr. Ranjit Kangle
Organizing Chairman
41st Annual National CME & PG Course
in Pathology

Professor & Head
Department of Pathology
J.N. Medical College,
BELAGAVI.

KLE ACADEMY OF HIGHER EDUCATION AND RESEARCH
(Deemed-to-be University)
Jawaharlal Nehru Medical College, Belagavi
Accredited 'A' Grade by NAAC
Placed in Category 'A" by MHRD (GoI)

41st Annual National CME & PG Course in Pathology
Department of Pathology

8th to 10th June 2023

Ph No. 0831-2473777 – 4051, 4052
Email: pathojnmc@gmail.com

Date: 29-05-2023

Staff duties as Chairpersons during CME 2023

	08-06-2023	09-06-2023	10-06-2023
	Staff	**Staff**	**Staff**
Pre Lunch	Dr. Ramesh Chavan	Dr. Bhagyashri R. Hungund	Dr. Ranjit Kangle
	Dr. Hema Shantagiri	Dr. Reshma Karishetti	Dr. Adarsh Sanikop
	PG Students	**PG Students**	**PG Students**
	Dr. Asawari Bhide	Dr. Gunica Potadukhe	Dr. C. Shrutimeghana
	Dr. Manasi Shah	Dr. Kanika	Dr. Akshara Nair
Post Lunch	Dr. Vijayalaxmi Dhorigol	Dr. Sunita Y. Patil	
	Dr. Manasi Gosavi	Dr. Ashwini V. R.	
	PG Students	**PG Students**	
	Dr. Arushi Agarwal	Dr. Jadhav Jyoti	
	Dr. Devyani	Dr. Navjyoti Charan	

J.N. Medical College BELAGAVI Department of Pathology

Dr. Ranjit Kangle
Organizing Chairman
41st Annual National CME & PG Course
in Pathology

Professor & Head
Department of Pathology
J.N. Medical College,
BELAGAVI.

KLE ACADEMY OF HIGHER EDUCATION AND RESEARCH
(Deemed-to-be University)
Jawaharlal Nehru Medical College, Belagavi
Accredited 'A' Grade by NAAC
Placed in Category 'A" by MHRD (GoI)

41st Annual National CME & PG Course in Pathology
Department of Pathology

8th to 10th June 2023

Ph No. 0831-2473777 – 4051, 4052
Email: pathojnmc@gmail.com

Date: 29-05-2023

Staff duties as Chairpersons during CME 2023

	08-06-2023	09-06-2023	10-06-2023
	Staff	**Staff**	**Staff**
Pre Lunch	Dr. Ramesh Chavan	Dr. Bhagyashri R. Hungund	Dr. Ranjit Kangle
	Dr. Hema Shantagiri	Dr. Reshma Karishetti	Dr. Adarsh Sanikop
	PG Students	**PG Students**	**PG Students**
	Dr. Asawari Bhide	Dr. Gunica Potadukhe	Dr. C. Shrutimeghana
	Dr. Manasi Shah	Dr. Kanika	Dr. Akshara Nair
Post Lunch	Dr. Vijayalaxmi Dhorigol	Dr. Sunita Y. Patil	
	Dr. Manasi Gosavi	Dr. Ashwini V. R.	
	PG Students	**PG Students**	
	Dr. Arushi Agarwal	Dr. Jadhav Jyoti	
	Dr. Devyani	Dr. Navjyoti Charan	

J.N. Medical College BELAGAVI Department of Pathology

Dr. Ranjit Kangle
Organizing Chairman
41st Annual National CME & PG Course
in Pathology

Professor & Head
Department of Pathology
J.N. Medical College,
BELAGAVI.

KLE ACADEMY OF HIGHER EDUCATION AND RESEARCH
(Deemed-to-be University)
Jawaharlal Nehru Medical College, Belagavi
Accredited 'A' Grade by NAAC
Placed in Category 'A" by MHRD (GoI)

41st Annual National CME & PG Course in Pathology
Department of Pathology

8th to 10th June 2023

Ph No. 0831-2473777 – 4051, 4052
Email: pathojnmc@gmail.com

Date: 29-05-2023

Staff duties as Chairpersons during CME 2023

	08-06-2023	09-06-2023	10-06-2023
	Staff	**Staff**	**Staff**
Pre Lunch	Dr. Ramesh Chavan	Dr. Bhagyashri R. Hungund	Dr. Ranjit Kangle
	Dr. Hema Shantagiri	Dr. Reshma Karishetti	Dr. Adarsh Sanikop
	PG Students	**PG Students**	**PG Students**
	Dr. Asawari Bhide	Dr. Gunica Potadukhe	Dr. C. Shrutimeghana
	Dr. Manasi Shah	Dr. Kanika	Dr. Akshara Nair
Post Lunch	Dr. Vijayalaxmi Dhorigol	Dr. Sunita Y. Patil	
	Dr. Manasi Gosavi	Dr. Ashwini V. R.	
	PG Students	**PG Students**	
	Dr. Arushi Agarwal	Dr. Jadhav Jyoti	
	Dr. Devyani	Dr. Navjyoti Charan	

J.N. Medical College BELAGAVI Department of Pathology

Dr. Ranjit Kangle
Organizing Chairman
41st Annual National CME & PG Course
in Pathology

Professor & Head
Department of Pathology
J.N. Medical College,
BELAGAVI.

p- ISSN 2454 - 7956
e- ISSN 2455 - 8338

JOURNAL OF ORTHOPEDIC EDUCATION

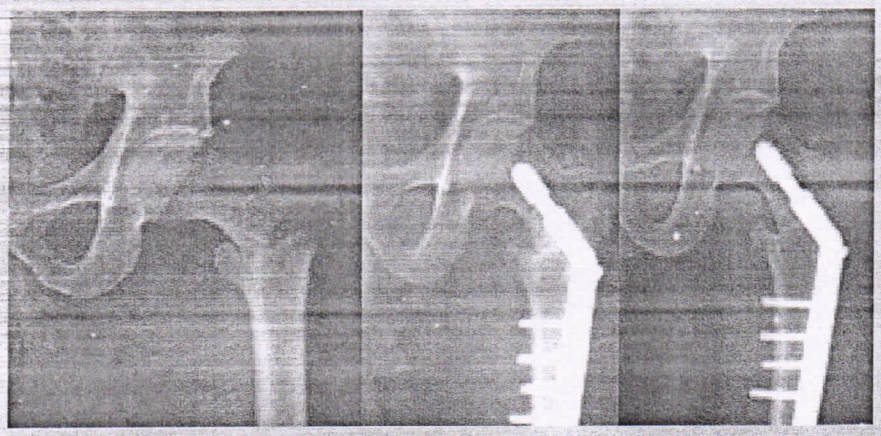

K.L.E. University's
Jawaha[illegible]al College
286-2020-6-1

Volume 6 Number 1
January - April 2020

RED FLOWER
Publication Pvt. Ltd.

Journal of Orthopedic Education

Editor-in-Chief

Prof. Sudhir Singh
Principal,
Muzaffarnagar Medical College, U.P.

National Editorial Board

Atul Jain,
Maulana Azad Medical College, New Delhi

B.L. Khajotia,
S.P. Medical College, Bikaner

Deepak. B. Datrange,
P.D.V.V.P.F'S Medical College, Ahmednagar

Joe Joseph Cherian,
St. John's Medical College Hospital, Bangalore

Mukesh Tiwari,
NIMS Medical College & Hospital, Jaipur

Pankaj Kumar Lakhtakia,
Shyam Shah Medical College, Rewa

Pradeep Choudhari,
Sri Aurobindo Institute of Medical Sciences, Indore

R.B. Uppin,
J.N. Medical College, Belgaum

Rajesh Malhotra,
All India Institute of Medical Sciences, New Delhi

Ramesh Kumar Narula,
Rohilkhand Medical College, Bareilly

Saurabh Jain,
MGM Medical College, Indore

Sidhant Goyal,
Sri Ramachandra University, Chennai

International Editorial Board

Ali Parsa,
Mashhad University of Medical Sciences, Mashhad, Iran

Managing Editor
A. Lal

Publication Editor
Dinesh Kumar Kashyap

Red Flower Publication Pvt. Ltd.
48/41-42, DSIDC, Pocket-II, Mayur Vihar, Phase-I, Delhi - 110 091 (India).
Tel: 91-11-22754205, 45796900, Fax: 91-11-22754205
E-mail: info@rfppl.co.in, Website: www.rfppl.co.in

© 2019 Red Flower Publication Pvt. Ltd. All rights reserved.

The views and opinions expressed are of the authors and not of the **Journal of Orthopedic Education.** Journal of Orthopedic Education Journal does not guarantee directly or indirectly the quality or efficacy of any product or service featured in the the advertisement in the journal, which are purely commercial.



Prof. Shivanand Bubanale, MS

'Chairman of ACOIN

Belgavi District Community Eye Health Care Team'

As entrusted by Association of Community Ophthalmologists of India (ACOIN)
to
Co-ordinate the Prevention of Blindness Activities in the District of Belgavi, Karnataka

Dr. Lakesh Madharia
National President
ACOIN

Prof. Swapan K. Samanta
Hony. General Sec
ACOIN







Certificate of Participation

This is to Certify that

Dr. Shivanand Bubanale

has participated as a **Faculty** in the
81st Annual Conference of All India Ophthalmological Society
held from 11th to 14th May 2023
at Lulu Bolgatty International Convention Center Kochi, India
Kerala State Medical Council has awarded 6 (Six) hours of CME Credit
(vide Order No C1/7592/2023/MC/CME Dated 20.04.2023)

Dr. Lalit Verma	**Prof Namrata Sharma**	**Dr. Partha Biswas**	**Dr. Sasi Kumar S**	**Dr. SaiKumar S.J**
President-AIOS	Hony. General Secretary - AIOS	Chairman Scientific Commitee - AIOS	Organising Chairman - AIOC 2023	Organising Secretary - AIOC 2023

Certificate of Participation

This is to certify that

DR. ARVIND TENAGI

was a Panelist at the

"PEARLS IN PRACTICE MANAGEMENT [GP123]"

session on 13.05.2023 during the above Conference.

Dr. Lalit Verma
President-AIOS

Prof Namrata Sharma
Hony. General Secretary - AIOS

Dr. Partha Biswas
Chairman Scientific Commitee - AIOS

Dr. Sasi Kumar S
Organising Chairman - AIOC 2023

Dr. SaiKumar S.J
Organising Secretary - AIOC 2023

Certificate of Participation

This is to certify that

DR. ARVIND TENAGI

was a Speaker at the

"DOUBLE TROUBLE [GP103]"

session on 13.05.2023 during the above Conference.

Dr. Lalit Verma
President-AIOS

Prof Namrata Sharma
Hony. General Secretary - AIOS

Dr. Partha Biswas
Chairman Scientific Commitee - AIOS

Dr. Sasi Kumar S
Organising Chairman - AIOC 2023

Dr. SaiKumar S.J
Organising Secretary - AIOC 2023

KLE Jagadguru Gangadhar Mahaswamigalu Moorusavirmath Medical College, Hubballi

KLE Academy of Higher Education and Research (KAHER)
Reaccredited 'A Grade' by NAAC (3rd Cycle), Placed in Category A by MHRD, GOI

World Hea
Organizati

CERTIFICATE

This is to certify that

Dr chandra s Metgud

has participated as ***Delegate / Organizing Committee / Chairperson*** in

CME / Workshop on ***"Integration of Learnings from COVID-19 with RI Strengthening"***

organized by Department of Community Medicine, KAHER's JGMM Medical College, Hubballi

in collaboration with WHO - NPSP Unit, Belagavi held on 26th April, 2023

Dr. Namratha Kulkarni
Organizing Secretary

Dr. Saurabh Kumar
Organizing Co-Chairman

Dr. Sanjay Kambar
Organizing Chairman

Dr. M. G. Hiremath
Principal
JGMMMC, Hubballi

Dr. Siddalingaiah H.S.
WHO-NPSP
Belagavi

KLE
EMPOWERING PROFESSIONALS

KLE Academy of Higher Education and Research Belagavi (Deemed to be University)

Reaccredited 'A+' Grade by NAAC **Placed in Category "A" by MoE (GoI)**

Jawaharlal Nehru Medical College, Belagavi, Karnataka, INDIA

Certificate

This is to certify that Dr. Nayana Hashilkar from J.N Medical College, Belagavi has participated as **CHAIRPERSON** in the 23rd APPI National Seminar 2023 entitled "Take Charge of Your Bone Health" held on 27th & 28th June 2023 at J. N Medical College, Belagavi.

Dr. Harpreet Kour Organising Secretary APPI	Dr. Sunil S Vernekar Organising Chairperson APPI	Dr. Padmashri Kudachi Prof. & Head Dept. of Physiology, JNMC	Dr. N.S Mahanatashetti Principal JNMC

KLE
EMPOWERING PROFESSIONALS

KLE Academy of Higher Education and Research Belagavi (Deemed to be University)

Reaccredited 'A+' Grade by NAAC **Placed in Category "A" by MoE (GoI)**

Jawaharlal Nehru Medical College, Belagavi, Karnataka, INDIA

Certificate

This is to certify that Dr. Anil Hogade from J.N Medical College, Belagavi has participated as **CHAIRPERSON** in the 23rd APPI National Seminar 2023 entitled "Take Charge of Your Bone Health" held on 27th & 28th June 2023 at J. N Medical College, Belagavi.

Dr. Harpreet Kour Organising Secretary APPI	Dr. Sunil S Vernekar Organising Chairperson APPI	Dr. Padmashri Kudachi Prof. & Head Dept. of Physiology, JNMC	Dr. N.S Mahanatashetti Principal JNMC

A National Conference & Workshop on

LASERS, AESTHETIC DERMATOLOGY & TRICHOLOGY

Theme: "Learn Max From The Best @ Roots"

Date:16th to 18th June 2023, Venue: NIMHANS Convention Centre, Hosur Road, Bengaluru.

CERTIFICATE

OF PARTICIPATION

This is to certify that

Dr. Shivkumar Patil

participated as **Faculty** in the **conference** held between 16th to 18th June 2023 and contributed as **panelist** in a session on

Positioning nutritional supplements & peptides in trichology armamentarium

Dr R Raghunatha Reddy
Organizing Chairman

Dr Jagadish P
Organizing Secretary

Dr Rasya Dixit

Dr Nischal K C

Dr Sukesh M S

Scientific Chairpersons

PAN 36

J.N. Medical College
PVPI ADR Monitoring Centre, KLE College of Pharmacy
A Constituent unit of
KLE Academy of Higher Education and Research, Belagavi
Nehru Nagar, Belagavi – 590 010, Karnataka, India

Meeting Notice

A meeting has been convened to review the status of Recently approved Adverse Drug Reaction (ADR)Monitoring centre sanctioned by Pharmacovigilance programme of India

Venue: Site Management Office **Date:** 25-01-2022 **Time:** 11.00 am

Agenda:

1. To Discuss the strategies for initiation of the AMC activities
2. Approval of the causality assessment committee at AMC
3. To consider the space and budgetary allocation for the proposed AMC
4. Any other subject with the permission of the chair

Kindly make it convenient to attend the meeting:

Signature
Chief Co-ordinator

To,

Sl. No.	Name	Designation	Signature
1.	**Dr. Arif A Maldar** Medical Superintendent KLEs Dr. Prabhakar Kore Hospital and MRC, Belagavi	Chairman	
2.	**Dr. M. S. Ganachari** Professor & Head, Dept. of Pharmacy Practice KLE College of Pharmacy, Belagavi	Chief Co-ordinator	
3.	**Dr. Anil Hogade** Professor, Dept. of Pharmacology J. N. Medical College, Belagavi	Member	
4.	**Head Department of General Medicine** J. N. Medical College, Belagavi	Member	
5.	**Head Dept. of Dermatology,** J. N. Medical College, Belagavi	Member	
6.	**Dr. Ramesh Bhandari** Assistant Professor, Dept. of Pharmacy Practice KLE College of Pharmacy, Belagavi	Deputy Co-ordinator & Secretary	

3G 4G 15:33 ... Vo)) LTE 4G2

www.ijdd.in/editorialboard.as 7

Indian Journal of Drugs in Dermatology

Official Publication of Indian Association of Dermatologists, Venereologists and Leprologists (IADVL) - Maharastra Branch

Editorial Board

Editor-In-Chief

Dr. Sushil Pande
Associate Professor
Department of Dermatology, NKP Salve Institute of Medical Sciences and Lata Mangeshkar Hospital, Digdoh hills, Hingna Road, Nagpur, India

Email: drsushilpande@gmail.com

Deputy Editors

Dr. Bhavana Doshi

Associate Professor, Department of Dermatology, KLE Academy of Higher Education and Research, JN Medical College, Belgavi, Karnataka, India

Email: bhavs1982@gmail.com

Dr. Bhushan Madke

Associate Professor, Department of Dermatology, Jawaharlal Nehru Medical College and AVBR Hospital, Sawangi (Meghe), Wardha, India

Email: drbhushan81@gmail.com

Assistant Editors

Dr. Kinjal Rambhia

Assistant Professor, Kooper Medical College, Mumbai, India

Email: kinjal_rambhia@hotmail.com

Dr. Resham Vasani

Assistant Professor, Department of Dermatology, K J Somaiyya Medical College, Sion, Mumbai, India

Email: dr.resham@gmail.com

Dr. Shuken Dashore

Consultant Dermatologist, Apple Hospital, Indore, India

Email: shuken.dashore@gmail.com

Advisory Editor

Dr. Uday Khopkar
Professor and Head, Department of Dermatology, Seth GS Medical College and KEM hospital, Parel, Mumbai, India

Email: drkhopkar@gmail.com

National Editorial Board Members

Dr. Abhay Martin

SDM
College of Medical Sciences
& Hospital

A Constituent Unit of
SHRI
DHARMASTHALA
MANJUNATHESHWARA
UNIVERSITY

DEPARTMENT OF PSYCHIATRY

17th Annual Psychiatry CME - Psychiatric Rehabilitation

CERTIFICATE

This is to certify that

Dr. Vinayak Koparde

Bearing Reg.No KMC 81416 has participated as **Guest Speaker**

in the **17th Annual Psychiatry CME "Psychiatric Rehabilitation"**

held on 11th June 2023.

Dr. Anuradha S. N.
Assistant Professor
Organising Secretary

Dr. Abhay Matkar
Prof & HOD
Organizing Chairman

Dr. Rathnamala M. Desai
Principal
SDMCMS&H



Certificate of Appreciation

THIS IS TO CERTIFY THAT

Dr/Mr/Miss/Mrs. / ASHWINI. NARASANNAVAR

has been recognized as an evaluator for

Short Movie Making/ Street Play/ Story Telling/ Oral Presentation/ Pecha Kucha/ Poster Presentation in

4th NATIONAL PHARM.D COLLOQUIUM (NPC-2023) organized by Dept. of Pharmacy Practice,

KLE College of Pharmacy, Belagavi on 24th & 25th March 2023.

Prof. (Dr). M.S. Ganachari
Programme Co-ordinator

Prof. (Dr). Sunil S. Jalalpure
Principal

INDIAN PSYCHIATRIC SOCIETY

[Estd: 1947]

Headquarters : Plot 43, Sector 55, Gurgaon, Haryana 122 003, India
Phone: +91-124-4006750, **Email:** ipssecretaryoffice@gmail.com

Secretariat : 1/1, Gobra Road, Kolkata - 700014, West Bengal **Phone:** +91 2284 5300
Mobile: +91 9830066869, **Email:** drarabindabrahma@gmail.com

Websites : www.indianpsychiatricsociety.org • www.indianjpsychiatry.org

EXECUTIVE COUNCIL (2023 - 24)

Dr. Vinay Kumar
President
NC-116, SBI Officers' Colony, Kankarbagh, Patna - 800020, Bihar
T : +91 612 2353882
M: +91 9431011775
+91 9631144236
E : dr.vinaykr@gmail.com

Dr. Laxmi Kant Rathi
Vice President cum President Elect
Near Raj Kamal Bridge
Ambapeth
Amravati – 444601
Maharashtra
T: +91 721-2671512
M: +91 9823077550
E: drlaxmikantrathi712@gmail.com

Dr. Arabinda Brahma
Hon. General Secretary
10, Gora Chand Bose Road, Kolkata-700006
West Bengal
T : +91 23513985
M: +91 9830066869
E : drarabindabrahma@gmail.com

Dr. M. Aleem Siddiqui
Hon. Treasurer
C-827, Indira Nagar, (Opp. H.A.L. main gate)
Lucknow-226016
Uttar Pradesh, India
M: +91 7607358897
E: docaleem@gmail.com, ipstreasurer2022@gmail.com

Dr. Om Prakash Singh
Hon. Editor
AA 304, Ashabari Apartments
O/31, Baishnabghata, Patuli Township, Kolkata - 700094
West Bengal
M: +91 9434013231
M: +91 9836388865
E : opsingh.nm@gmail.com

EX-OFFICIO

Imm. Past President
Dr. N N Raju
M: +91 9849111505

Imm. Past Hon. Gen. Secretary
Dr. TSS Rao
M: +91 9845282399

Imm. Past Hon. Treasurer
Dr. (Surg Cdr) K. K. Mishra
M: +91 9423515803

DIRECT COUNCIL MEMBERS

Dr. Alka A. Subramanyam
M: +91 9820143245
Dr. Bhaveshkumar Lakdawala
M: +91 9687284967
Dr. Mahesh Gowda
M: +91 9845134915
Dr. Ranjan Bhattacharyya
M: +91 9433053389
Dr. (Brig.) R. K. Saini
M: +91 9469406179
Dr. Ruma Bhattacharya
M: +91 9826047999
Dr. Sandeep Grover
M: +91 9316138997
Dr. Shahul Ameen
M: +91 9961893693
Dr. Vishal Akula
M: +91 9985075295

ZONAL REPRESENTATIVES

Central Zone
Dr. Dhananjay Chaudhari
M : +91 9336049009
Dr. Ram Ghulam Razdan
M : +91 9826052866
Eastern Zone
Dr. Prosenjit Ghosh
M : +91 9435072563
Dr. Dipayan Sarkar
M : +91 8131045262
Northern Zone
Dr. Roop Chand Sidana
M : +91 9414087359
Dr. Sandeep Kumar Goyal
M : +91 9878331400
Southern Zone
Dr. L N Vadlamani
M : +91 9348039580
Dr. Vishal Indla
M : +91 9704755669
Western Zone
Dr. Parag S. Shah
M : +91 9426138318
Dr. Sudhir Bhave
M : +91 9822695890

Ref: IPS/HGS/22-24/0870 (SPECIALTY SECTION) Dated: 5th March, 2023

To,
DR. BHEEMSAIN TEKKALAKI
LF-02189
Belagavi

Dear Member,

It is our pleasure to communicate that the Executive Council of Indian Psychiatric Society has nominated you as **Co-Chairperson, YOGA AND MEDITATION – Specialty Section**. This is in recognition of your special expertise and experience in the field of Psychiatry and medical education.

We congratulate you on behalf of the Executive Council of Indian Psychiatric Society.

YOGA AND MEDITATION – Specialty Section			PLACE	EMAIL	MOBILE
Advisor	01088	DR. ANJU DHAWAN	New Delhi	dranjudhawan@gmail.com	9818329539
Chairperson	11104	DR. PORANDLA KISHAN	Karimnagar	prashanthihospital@gmail.com	9849059180
Co-Chairperson	02189	DR. BHEEMSAIN TEKKALAKI	Belagavi	tbheemsain@gmail.com	9886674849
Convener	01280	DR. ABHINAV PANDEY	Lucknow	dr.abhinavpandey@gmail.com	7081541111
EC Coordinator	12026	DR. LAXMI NARESH VADLAMANI	Hyderabad	nareshvadla@yahoo.com	9348039580

We look forward to your acceptance mail in this regard.

Best wishes and warm regards,

Long live IPS!

Arabinda Brahma

(Dr. Arabinda Brahma)
Hon. General Secretary,
Indian Psychiatric Society

ಭಾರತೀಯ ಮನೋವೈದ್ಯಕೀಯ ಸಂಘ, ಕರ್ನಾಟಕ ಶಾಖೆ

INDIAN PSYCHIATRIC SOCIETY–KARNATAKA CHAPTER®

Office : No. 521, B-4, Godhavari Block, National Games Village, Koramangala, Bengaluru - 560034.

Regn. No. : JNR-S107-2012-13 dated 22/12/2012 under the Karnataka Societies Registration Act, 1960 (Karnataka Act 17 of 1960)

Web: www.ipskc.com Email id: ipskcoffice@gmail.com

President
Dr. P K Kiran Kumar
Professor of Psychiatry
AJ Institute of Medical Sciences & Research Center
Kuntikana, Mangaluru, Karnataka 576101.
Mob: +919845308734
Email: kkpk107@gmail.com

Hony. Secretary
Dr. Somashekhar Bijjal
Professor of Psychiatry,
Gadag Institute of Medical Sciences,
Gadag, Karnataka -583203.
Mob : +919448333173 / +918618572346
Email : drsombijjal1970@gmail.com

President Elect:
Dr N M Patil
Mob:9886373355
nmpatil22@gmail.com

Hony. Treasurer :
Dr. Narayan R Mutalik
Mob: +919901621771
narayan_mutalik@yahoo.co.in

Hony. Editor :
Dr. Vijaykumar Harbishettar
Mob: +919480501893
drvijaysh@yahoo.com

Immediate Past President:
Dr. Shripathy M Bhat
Mob: +919880703778
shripathybhat27@gmail.com

Immediate Past Secretary:
Dr. Sunilkumar G Patil
Mob: +919845219324
drsunilgp@gmail.com

E. C. Members :
Dr. Samir Kumar Praharaj
Mob: +918971026304
samirpsyche@yahoo.co.in

Dr. Ajay Kumar Dhage
Mob: +919901082778
drajaydhage@gmail.com

Dr. Harsha G T
Mob: +919008310114
drharsha85@gmail.com

Dr. Shubratha K S
Mob: +919448149927
shubrataks@gmail.com

Dr. Bheemsain Tekkalaki
+919886674849
tbheemsain@gmail.com

Dr. Guru S Gowda
Mob: +919901758577
drgsgowda@gmail.com

Co-opted Members:
Dr. Gopal Das C M
Mob: +91
drgopaldas@gmail.com

Dr. Vinay Kumar K S
Mob: +917019071437
vny.psychartist@gmail.com

IPSKC Representative to SZ:
Dr. Raveesh B N
Mob: +919980138016
raveesh6@yahoo.com

Web Master:
Dr Mohan Sunil Kumar
Mob: +91998025332
drmsk@augmenthealth.com

No.IPSKC/Election/97a/2021-22 Date: 10/09/2022

Indian Psychiatric Society – Karnataka Chapter ®

Election Results

To,

Dr N M Patil
Professor
Department of Psychiatry
KLE's JNMC Belagavi

Sub: Declaration of Results of IPSKC Election 2022
Ref: 1. IPSKC Election Notification No.IPSKC/Election/ 82/2021-22, dated: 05/07/2022.
2. Approval of the IPSKC AGB Meeting dated 10/09/2022

Greetings and congratulation…

With the approval of the IPSKC AGB meeting held on 09/09/2022 and by the virtue of the power bestowed on me as a election officer according to the IPSKC Constitution Part III, Bye laws, Article IX, Section 19 b will be declaring the results of the election for the year 2022-2023.

We are happy to inform you that you have been elected as the President of the IPS-KC for the year 2022-2023 with effect from 10/09/2022.

Warm Regards



Dr P K Kiran Kumar
Returning Officer & President,
IPSKC

Dr Somashekhar Bijjal
Election Officer & Hon. Secretary,
IPSKC

Gmail

Gajanan Gaude <gsgaude922@gmail.com>

Pfizer Advisory Board_08th MAY 2022_10.00 am- 12.30pm_ MDR gram negative infections- Evolving challenges & optimizing treatment options with novel antibiotics

1 message

Thanusubramanian, Harish <harish@pfizer.com> Fri, Apr 22, 2022 at 5:34 AM
To: "gsgaude922@gmail.com" <gsgaude922@gmail.com>
Cc: "Mane, Akshata Sushant" <Akshata.S.Mane@pfizer.com>, "Routray, Abhisek" <Abhisek.Routray@pfizer.com>, "Vaidya, Mohanish" <Mohanish.Vaidya@pfizer.com>

Respected Sir,

Warm greetings from Pfizer!! It was indeed a great pleasure talking to you

Thanks for confirming your presence and participation as a panelist in the **virtual advisory board** on **08th May 2022** from **10.00am- 12.30pm** on the topic titled **"MDR gram negative infections- Evolving challenges & optimizing treatment options with novel antibiotics"**

Objectives of the meeting:

- Patient journey with MDR gram negative infections in critical care setting
- Barriers to understanding the local epidemiology & strategies for improving the diagnosis
- Current treatment options for early and appropriate management of CRE infections
- Ceftazidime-avibactam as an early & appropriate treatment option in CRE infections- Challenges, Outcomes & Patient profile

Please find attached agenda of the program with the mail . We shall shortly share the agreement with you through DocuSign

We look forward to an intense scientific deliberations during the meeting and your presence will only accentuate the same. Welcoming you at the meeting and engaging in a memorable scientific discussion

Thanks & regards,

Dr Harish Thanusubramanian

Medical Advisor, Hospital

1802/1902, The Capital, 'G' Block, BKC, Bandra (East), Mumbai – 400051, India

Mobile no: +91 9820651584

Pfizer | Breakthroughs that change patients' lives

C.M.E CERTIFICATE

DEPARTMENT OF CTVS

CELEBRATING THE DIAMOND JUBILEE OF ST. JOHN'S MEDICAL COLLEGE HOSPITAL

"Current and Future Trends in Cardio-Thoracic Surgery"

This is to certify that

Dr. Richard Saldanha

KARNATAKA MEDICAL COUNCIL NO: 19161

has participated as Faculty in the CTVS CME held on 26th May 2023

Karnataka Medical Council has granted Two credit hours

Vide letter K.M.C. / C.M.E. / 009 / 2023, Dated: 10-04-2023

Dr. Sreekar Balasundaram
Organising Secretary

Dr. Prabhakara G.N
K.M.C - CME
Zonal Chairman

Dr. George D'Souza
Dean
St. John's Medical College

IAPS-KSC
Indian Association Of Pediatric Surgeons
KARNATAKA STATE CHAPTER

President - IAPS KSC
Dr. Narendra Babu
9845483339 /
drnarendrababum88@gmail.com

Secretary - IAPS KSC (2023 - 25)
Dr. Subramanya Kattepura
8197303739 / drsunbak@yahoo.com

Joint Secretary / Treasurer
Dr. Mamatha B.
9148962484 /
mamathanaveen3@gmail.com

EXECUTIVE COMITTEE MEMBERS
Dr. Apurva Bhaskar
Tumkur

Dr. Jayateertha Joshi
Mangaluru

Dr. Nijagal Mutt J B
Tumkur

Dr. Pavithra V.
Magadi

Dr. Prasanna Kumar A. R.
Bengaluru

Dr. Swapnil A. Pattanshetti
Belagavi

Chairman Elect
Dr Raghu KC

EX-OFFICIO

Imm. Past President
Dr. Vasant Shenoy

Imm. Past Secretary
Dr. Venkatesh K. L.

Greetings from Karnataka State Chapter – Indian Association of Pediatric Surgeons!

Dear IAPS-KSC colleagues,

We are happy to announce that monthly clinical meet for the month of April will be organized by **Bangalore Medical college and Research Institute** on Friday 28/4/2023 between 7.00-8.30pm.

Topic:

7.00 - 7.30pm: case presentation - Male ARM by Dr Aneesh shenoy, MCh postgraduate BMCRI

7.30-8.00pm: case presentation Female ARM by Dr Keshav, MCh post graduate BMCRI

Moderators: Dr Narendra Babu (Prof, IGICH Bangaluru) and Dr Lakshmi (Secretary SPU - IAPS, Sr consultant KKCT), Dr.Santhosh Kurbett (Prof, JNMC Belgavi)

8.00-8.30pm: Troubleshooting in ARM by Dr Raghunath (Assoc Prof, BMCRI Bangaluru)

Please encourage all Postgraduates and DNB students to participate in this clinical meet. This is a Post-graduate focused teaching programme. All faculty please login, participate and guide our prospective Pediatric surgeons.

Join Zoom Meeting
https://us02web.zoom.us/j/82548778144?pwd=WkFaNzNvc2pTQllPc084emQ4L1N3QT09

Meeting ID: 825 4877 8144
Passcode: 197286

INDIAN MEDICAL ASSOCIATION

BELGAUM BRANCH

IMA House, Club Road, BIMS Hospital Compound, Belagavi - 590 001

imabelagavi@gmail.com

Registration No. DRBG/SOR/69/2018-2019

SECRETARY	PRESIDENT	TREASURER
Dr. DEVAGOUDA I.	Dr. ANIL B. PATIL	Dr. RAVINDRA ANAGOL
Cell : 8904126936	Cell : 9448120250	Cell : 9481003882

IMM PAST PRESIDENT	1ST VICE PRESIDENT	2ND VICE PRESIDENT
Dr. MILIND HALGEKAR	Dr. RAJASHRI ANAGOL	Dr. SWAPNA MAHAJAN

CME Chairman
Dr. Raviraj Ghorpade

Co-Chairman
Dr. A. S. Ammangi

Joint Secretary
Dr. Darshan Rajput

Central Council Member
Dr. B. G. Halgekar
Dr. C. T. Shravage
Dr. Suchitra Latkar
Dr. P. N. Shigli
Dr. P. S. Ponde

State Council Member
Dr. Rajesh Latkar
Dr. A. B. Halgekar
Dr. Anil Pote
Dr. R. G. Viveki
Dr. Milind Halgekar
Dr. Raju Nayak

Academic Executives
Dr. Suraj Joshi
Dr. T. S. Tejaswi
Dr. Smita Koujalagi
Dr. Abhinandan Hanji
Dr. Shushrut Kamoji
Dr. Jayashri Patil
Dr. Punit Chamakeri
Dr. Amarappa Nagalikar

Catering Committee
Dr. Ramesh Tejannavar
Dr. G. A. Suryavanshi
Dr. Zubin Ruttonji

IMA Task Force Committee
Dr. Laxmikant Tukkar
Dr. D. V. Gizare
Dr. Anil Mahajan
Dr. Hemant Koujalagi
Dr. Rajesh Latkar
Dr. Shripati Pise
Dr. Vijaykumar P.
Dr. Suraj Joshi
Dr. Madhav Prabhu
Dr. Vijay Chavan

Sports Committee
Dr. Prabhuraj Bali
Dr. Santosh Kurbet

Cultural Committee
Dr. Savita Kaddu
Dr. B. G. Shinde

Building Committee
Dr. Anil Pote
Dr. Satish Bagewadi
Dr. Santosh Shinde
Dr. S. K. Sawant
Dr. Sajid Tebhla

IMA P.R.O. Committee
Dr. S. M. Raikar
Dr. Samir Kutre

IMA Social Media
Dr. Asawari Sant
Dr. Suraj Joshi

IMA Working Committee
Dr. Manjunath Kalsannavar
Dr. Prakash U. Patil
Dr. Neeta Deshpande
Dr. Santosh B. Patil
Dr. G. B. Javali
Dr. Balachandra Gajare
Dr. Vijay Patil
Dr. A. S. Devangavi

Ref: WC/M 08/20-21 Date: 22.07.21

WORKING COMMITTEE MEETING

Dear Members,

The Working Committee meeting will be held on 22.07.21 at 7.30pm sharp.

Venue- Adarsha Palace

Agenda:

1. IMA Prayer and National Anthem.
2. Minutes of the last working committee meeting.
3. Account presentation by Dr. Ravindra Anagol.
4. Decision on Doctors list for felicitation.
5. Decision on financial allocation for one day picnic and sports activities.
6. Decision on formation of Hospital board of India (HBI) Belguam chapter .
7. Decision on fianancial allocation for cultural event on 14th August & doctors felicitation.
8. Decision on election for new office bearers.
9. Any other matter with the permission of chaiman.

Please attend the meeting.

Dr. Anil Patil
IMA President

Dr. Devagouda I
IMA Secretary

Dr. S. B. Kulkarni
Dr. R. A. Kutre

Special Advisors
Dr. M. L. Tukkar
Dr. V. B. Yalburgi
Dr. Prakash G. Patil
Dr. V. B. Jadhav
Dr. D. P. Wagle

Sr. No	Post	Contested	Votes received	Elected
1	President Elect	Dr Lokesh Lingappa	Elected unopposed	**Dr Lokesh Lingappa**
2	Secretary	Dr Mahesh Kamate	Elected unopposed	**Dr Mahesh Kamate**
3	Treasurer	Dr Prashant Jauhari	Elected unopposed	**Dr Prashant Jauhari**
4	EB- North	Dr Renu Suthar	Elected unopposed	**Dr Renu Suthar**
5	EB- South	Dr Mini Sreedharan	Elected unopposed	**Dr Mini Sreedharan**
6	EB- Centre	Dr Prashant Utage	Elected unopposed	**Dr Prashant Utage**
7	EB- East	1. **Dr Kalpana Datta**	**116**	**Dr Kalpana Datta**
		2. Dr Sasmita Devi Agrawal	66	
8	EB- West	1. **Sandeep Patil**	**106**	**Dr Sandeep Patil**
		2. Dr Lokesh Saini	51	
		3. Dr Harshuti Shah	27	
		4. Dr Alpana Kondekar	13	

INDIAN MEDICAL ASSOCIATION

Ugar Khurd Branch

(Estd. 1983)

President
Dr. A.P.Mutalik, M.D.
Dhanvantari Hospital
Athani Shinal Road, **AINAPUR.**
Mob : 9483067024

Hon. Secretary
Dr. Sachin Nikam, M.B.B.S.D.C.H
Yashawant Childrens Hospital
Main Road, **AINAPUR.**
Mob : 9480189473

Treasurer
Dr. Vinayak Potdar, M.B.B.S.DGO
Divyajyoti Hospital
Laxmi Nagar, **AINAPUR.**
Mob : 9743695232

- *Vice President*
  Dr. A.B.Patil M.B.B.S.,DGO
  Mob : 9916867932
- *Joint Secretary*
  Dr. V.G.Lokur M.B.B.S.
  Mob : 9916867932
- *State Council Member*
  Dr. H.N.Sabade M.B.B.S.
  Mob : 9632459177
- *Central Council Member*
  Dr. P.N.Mutalik M.B.B.S.,DGO
  Mob : 9448144024
- *Managing Committee Member*
  Dr. M.B.Avarade M.D.
  Mob : 9845844719
  Dr. V.M.Lokur M.B.B.S.
  Mob : 9483344126
  Dr. Girish G.Hiremath M.B.B.S.D.G.O.
  Mob : 8884332131
  Dr. B.N.Nandani M.B.B.S.
  Mob : 9916542234
  Dr. P.M.Shah M.B.B.S.
  Mob : 9343994442
  Dr. A.K.Chougule M.B.B.S.
  Mob : 9343994442
  Dr. S.A.Bharamade M.B.B.S.
  Mob : 9448192234
  Dr. P.V.Jog M.B.B.S.
  Mob : 9980184260
  Dr. B.B.Patil M.B.B.S.
  Mob : 9902042027
  Dr. S.P.Nyamagodar M.B.B.S.DGO
  Mob : 9972956365
  Dr. K.R.Lokur M.B.B.S., Ortho
  Mob : 9421182501
  Dr. K.H.Sabade M.B.B.S.
  Dr. Mrs. V.M.Lokur M.B.B.S.
  Mob : 8970465860
  Dr. A.H.Katti M.B.B.S.
  Mob : 9449557474

NOTICE ;

REGARDING IMA MEET WHICH IS SCHEDULED FOR 18-5-23 8:00PM ,THURSDAY

SPEAKER;

DR ROHAN BHISE
ONCOLOGIST, HOD KLE BELGAVI & BELGAUM CANCER HOSPITAL.

DR RAVI SARVI
NEPHROLOGIST & TRANSPLANT PHYSICIAN KLE HOSPITAL BELGAVI

VENUE;BAL MANDIR

TIME& DATE ;8:00 PM 18-5-23

EVENT WILL BE CO ORDINATED &MANAGED BY UGAR IMA TEAM

Hon.SECRETARY
Indian Medical Association
Ugar Khurd Branch

medanta

MEDANTA INSTITUTE OF NEUROSCIENCES

NICE LIVE 2023

4th Neurointervention Concept Elucidate 2023

April 27-29, 2023 | J W Marriott, Aerocity, New Delhi

Certificate

This is to Certify that

Dr NAVIN M. MULIMANI

has participated as a **FACULTY**

in the **4th Neurointervention Concept Elucidate 2023**

held on **27 - 29, April 2023 | J W Marriott, Aerocity, New Delhi**

DR. GAURAV GOEL
ORGANIZING CHAIRMAN

DR. ANSHU MAHAJAN
ORGANIZING SECRETARY

The Conference has been accredited with 21 Hours & 30 Minutes CME Credit Hours by Delhi Medical Council Letter no. 3622/DMC/CME/16C/2/2023/

5th Annual Conference of
Karnataka Endocrine Society

HORMONE RHYTHM 2023

6th & 7th May 2023

ORGANIZED BY

Karnataka Endocrine Society &
Department of Endocrinology, Jawaharlal Nehru Medical College (KAHER), Belagavi

Certificate

awarded to

DR. Navin M Mulimani

for being a CHAIRPERSON / MODERATOR for scientific program during HORMONE RHYTHM 2023 held on the 6th & 7th May 2023 at KLE Centenary Convention Centre & J. N. Medical College, KLE University Campus, Nehru Nagar, Belagavi, Karnataka.

We appreciate your contribution to the success of this conference.

Dr. Vageesh Ayyar S	Dr. Somashekara Reddy	Dr. Vikrant B. Ghatnatti	Dr. Manjunath R. Goroshi	Dr. Vanishri Ganakumar
President, KES	Secretary, KES	Organising Chairman	Organising Secretary	Co-Organising Secretary

5th Annual Conference of
Karnataka Endocrine Society

HORMONE RHYTHM 2023

6th & 7th May 2023

ORGANIZED BY

Karnataka Endocrine Society &
Department of Endocrinology, Jawaharlal
Nehru Medical College (KAHER), Belagavi

Certificate

awarded to

Dr. Vikrant B. Ghatnatti

Organising Chairman

is a member of the HORMONE RHYTHM 2023 Organizing committee held on the 6th & 7th May 2023

at KLE Centenary Convention Centre & J. N. Medical College, KLE University Campus, Nehru Nagar, Belagavi, Karnataka.

We appreciate your contribution to the success of this conference.

Dr. Vageesh Ayyar S	Dr. Somashekara Reddy	Dr. Vikrant B. Ghatnatti	Dr. Manjunath R. Goroshi	Dr. Vanishri Ganakumar
President, KES	Secretary, KES	Organising Chairman	Organising Secretary	Co-Organising Secretary


KARNATAKA ENDOCRINE SOCIETY
KES
HORMONE RHYTHM 2023
5th Annual Conference of Karnataka Endocrine Society
HORMONE RHYTHM 2023
6th & 7th May 2023
ORGANIZED BY
Karnataka Endocrine Society
presented to
DR. MANJUNATH R. GOROSHI
Organising Secretary
Dr. Vageesh Ayyar S
President
Dr. Somashekara Reddy
Secretary

5th Annual Conference of
Karnataka Endocrine Society

HORMONE RHYTHM 2023

6th & 7th May 2023

ORGANIZED BY

Karnataka Endocrine Society &
Department of Endocrinology, Jawaharlal Nehru Medical College (KAHER), Belagavi

Certificate

awarded to

Dr. Vanishri Ganakumar

Co-Organising Secretary

is a member of the HORMONE RHYTHM 2023 Organizing committee held on the 6th & 7th May 2023

at KLE Centenary Convention Centre & J. N. Medical College, KLE University Campus, Nehru Nagar, Belagavi, Karnataka.

We appreciate your contribution to the success of this conference.

Dr. Vageesh Ayyar S	Dr. Somashekara Reddy	Dr. Vikrant B. Ghatnatti	Dr. Manjunath R. Goroshi	Dr. Vanishri Ganakumar
President, KES	Secretary, KES	Organising Chairman	Organising Secretary	Co-Organising Secretary

CME CERTIFICATE

Indian Medical Association Belagavi

IMA
BELGAUM CME
3rd &4th June 2023

This is to certify that

DR VANISHRI GANAKUMAR bearing medical reg. No. 104152

Registered with KARNATAKA medical council, Address BELAGAVI

Has participated as a FACULTY

at the IMA BELGAUM CME 2023 held on

3rd and 4th of June 2023 at Belagavi.

Karnataka Medical Council has granted 5 Credit Hours for Faculty

Vide letter no: K.M.C. / C.M.E. / 0067 / 2023 dated 16/05/2023

Dr. Swarna Mahajan

Dr. Sanjay Porwal
CME Chairman

Uma. B.R
3/6 - 4/6/2023
Chairman/Director
K.M.C. C.M.E. Accreditation Committee

Dr. Hemant Koujalgi
Secretary IMA, Belagavi

डॉ बी आर अम्बेडकर राष्ट्रीय प्रौद्योगिकी संस्थान जालंधर

DR. B.R. AMBEDKAR NATIONAL INSTITUTE OF TECHNOLOGY, JALANDHAR

NITJ/MIPS2023/43

CERTIFICATE OF PARTICIPATION

This is to certify that

Dr DR.SHANTALA HERLEKAR from KAHER JN Mediacal college Belagavi Karnataka

has participated in the one week online Short-Term Course

on

"Modeling and Identification of Physiological Systems (MIPS-2023)"

Organized by

Department of Instrumentation and Control Engineering

Dr. B R Ambedkar National Institute of Technology Jalandhar, Punjab

From **May 25, 2023** to **May 29, 2023**.

Dr. Karan Jain	Dr. S.K Pahuja	Dr. Afzal Sikander	Er. Narinder Singh
Convener	Coordinator	Coordinator	Head of Department, ICE

Certificate for Moderator

OTOLOGY 30
Pearls of Wisdom

Dr. Anilkumar S Karugop

From Belgaum

has participated as **Moderator** in **Otology 30 - 5th International Live Surgery Workshop**
on 2nd, 3rd and 4th June 2023 at J. N. Tata Auditorium and Vijaya ENT Care Centre, Bangalore, India
conducted by **Prof. Dr. Vijayendra Honnurappa**

Prof. Dr. Vijayendra Honnurappa	Dr. Vinay Vijayendra	Dr. Sangeetha R	Dr. Nilesh Mahajan
Course Director	Faculty	Faculty	Faculty

Vijaya ENT Care Centre

Certificate for Moderator

OTOLOGY 30
Pearls of Wisdom

Dr. Preethi Hazare

From Belgaum

has participated as **Moderator** in **Otology 30 - 5th International Live Surgery Workshop**

on 2nd, 3rd and 4th June 2023 at J. N. Tata Auditorium and Vijaya ENT Care Centre, Bangalore, India

conducted by **Prof. Dr. Vijayendra Honnurappa**

Prof. Dr. Vijayendra Honnurappa
Course Director

Dr. Vinay Vijayendra
Faculty

Dr. Sangeetha R
Faculty

Dr. Nilesh Mahajan
Faculty

Vijaya ENT Care Centre

Certificate for Moderator

OTOLOGY 30

Pearls of Wisdom

Dr. Vinitha Metgudmath

From Belgaum

has participated as **Moderator** in **Otology 30 - 5th International Live Surgery Workshop**

on 2nd, 3rd and 4th June 2023 at J. N. Tata Auditorium and Vijaya ENT Care Centre, Bangalore, India

conducted by **Prof. Dr. Vijayendra Honnurappa**

Prof. Dr. Vijayendra Honnurappa	**Dr. Vinay Vijayendra**	**Dr. Sangeetha R**	**Dr. Nilesh Mahajan**
Course Director	Faculty	Faculty	Faculty

Vijaya ENT Care Centre

Certificate for Moderator

OTOLOGY 30
Pearls of Wisdom

Dr. Rajesh Havaldar

From Belgaum

has participated as **Moderator** in **Otology 30 - 5th International Live Surgery Workshop**

on 2nd, 3rd and 4th June 2023 at J. N. Tata Auditorium and Vijaya ENT Care Centre, Bangalore, India

conducted by **Prof. Dr. Vijayendra Honnurappa**

Prof. Dr. Vijayendra Honnurappa	**Dr. Vinay Vijayendra**	**Dr. Sangeetha R**	**Dr. Nilesh Mahajan**
Course Director	Faculty	Faculty	Faculty

Vijaya ENT Care Centre

Certificate for Delegate

OTOLOGY 30
Pearls of Wisdom

Dr. Rajesh Havaldar

From Karnataka

has participated as **Delegate** in **Otology 30 - 5th International Live Surgery Workshop**

on 2nd, 3rd and 4th June 2023 at J. N. Tata Auditorium and Vijaya ENT Care Centre, Bangalore, India

conducted by **Prof. Dr. Vijayendra Honnurappa**

Karnataka Medical Council has awarded 6 credit hours for delegates, vide letter

K.M.C./C. M. E./668/2023 dated 29-03-2023

Prof. Dr. Vijayendra Honnurappa	**Dr. Vinay Vijayendra**	**Dr. Sangeetha R**	**Dr. Nilesh Mahajan**	**Dr. Prabhakara**
Course Director	Faculty	Faculty	Faculty	Zonal Chairman KMC - CME Accreditation Committee

Vijaya ENT Care Centre

KLE
EMPOWERING PROFESSIONALS

JAWAHARLAL NEHRU MEDICAL COLLEGE, BELGAUM

ASSOCIATION OF PHYSIOLOGISTS AND PHARMACOLOGISTS OF INDIA 1955

THE PHYSIOLOGICAL SOCIETY OF INDIA ESTD 1934

SAAP
SOUTH ASIAN ASSOCIATION OF PHYSIOLOGISTS

KLE Academy of Higher Education and Research Belagavi (Deemed to be University)

Reaccredited 'A+' Grade by NAAC **Placed in Category "A" by MoE (GoI)**

Jawaharlal Nehru Medical College, Belagavi, Karnataka, INDIA

Certificate

This is to certify that Dr. Seema V Kamaraddi from J.N Medical College, Belagavi has participated as **CHAIRPERSON** in the 23rd APPI National Seminar 2023 entitled "Take Charge of Your Bone Health" held on 27th & 28th June 2023 at J. N Medical College, Belagavi.

Dr. Harpreet Kour Organising Secretary APPI	Dr. Sunil S Vernekar Organising Chairperson APPI	Dr. Padmashri Kudachi Prof. & Head Dept. of Physiology, JNMC	Dr. N.S Mahanatashetti Principal JNMC

Shivaprasad Goudar

From: Dr Bontha V Babu <babubontha@gmail.com>
Sent: 16 June 2023 14:23
To: Shivaprasad Goudar
Subject: Invitation to the Scientific Advisory Committee of ICMR-NIIRNCD, Jodhpur

Dear Professor Goudar

The National Institute for Implementation Research on Non-Communicable Diseases (NIIRNCD)-Jodhpur came into existence on 7th December 2019. It replaces the erstwhile Desert Medicine Research Centre. The institute's focus is implementation research, in addition to addressing local health problems. The goal of the institute is to become the leader in conducting implementation research in the country and to help national and state governments in implementing health programmes efficiently. More details of NIIRNCD are available at: https://niirncd.icmr.org.in.

In this context, the Secretary, Department of Health Research (Ministry of Health & Family Welfare, GoI) & Director-General, Indian Council of Medical Research (ICMR) has constituted the Scientific Advisory Committee (SAC) of the NIIRNCD. The SAC is to review the institute's activities periodically and to guide the institute in conducting the research. We envisage the SAC to play a significant role in taking the institute in the right direction and promoting the needful research for the country. The SAC will physically meet at least once a year and interact regularly online.

Given your considerable expertise in implementation research and other medical sciences, you have been nominated as a member of the SAC.

This SAC's first meeting is scheduled to be held on 4th and 5th July 2023 in NIIRNCD, Jodhpur. And I invite you to attend the meeting physically. The other details, including the logistics, will be intimated shortly. Meanwhile, you are requested to confirm your participation.

I look forward to working with you.

With best regards

B V Babu
Director-in-Charge
NIIR NCD, Jodhpur

icmr | SHi Socio-behavioural Health systems and Implementation research
Dr. Bontha V. Babu
Scientist - G & Head
Division of Socio-Behavioural, Health Systems & Implementation Research
Director-in-Charge, National Institute for Implementation Research on NCDs - Jodhpur
Indian Council of Medical Research
Dept. of Health Research, Govt. of India
New Delhi - 110 029, India
Phones: +11 26589277 (office), 26172832 (home)
Visit us at: https://www.icmr.gov.in/
ORCID: orcid.org/0000-0001-5096-2222
Publons: https://publons.com/author/1500979/
Google Scholar: Bontha V Babu - Google Scholar
Twitter: https://twitter.com/BabuBontha_ICMR

Global Network
for Women's & Children's Health Research



Certificate

Women's and Children's Health Research Unit
Jawaharlal Nehru Medical College
KLE Academy of Higher Education & Research
Belagavi Karnataka India

This is to certify that

Dr Shivaprasad S. Goudar
KAHER's Jawaharlal Nehru Medical College,
Belagavi

has successfully completed protocol training for

Prevention of Iron Deficiency Anemia Post-delivery (PRIORITY Trial)
A Randomized Controlled Trial of the Global Network
for Women's and Children's Health Research

May 24 to 27, 2023

Sponsored by

Eunice Kennedy Shriver National Institute of Child Health and Human Development &
Bill & Melinda Gates Foundation &
Foundation for the National Institutes of Health

Dr Shivaprasad S Goudar
Professor of Physiology, JNMC &
Director-Research,
KLE Academy of Higher Education
& Research Belagavi, India

Dr M C Metgud
Professor of OBGYN
KAHER's J N Medical College
Belagavi, India

Dr Elizabeth M McClure
Senior Research Epidemiologist,
Social, Statistical and
Environmental Health Sciences
RTI International, North Carolina, USA

Dr Richard Derman
Associate Provost, Global Affairs, &
Professor, Obstetrics and Gynecology,
Thomas Jefferson University,
Philadelphia, USA

KLE
EMPOWERING PROFESSIONALS

Jefferson
Thomas Jefferson University

RTI
INTERNATIONAL

JAWAHARLAL NEHRU MEDICAL COLLEGE, BELGAUM

NIH *Eunice Kennedy Shriver* National Institute of Child Health and Human Development

BILL & MELINDA GATES *foundation*

FNIH
Foundation for the National Institutes of Health

5th Annual Conference of
Karnataka Endocrine Society

HORMONE RHYTHM 2023

6th & 7th May 2023

ORGANIZED BY

Karnataka Endocrine Society &
Department of Endocrinology, Jawaharlal
Nehru Medical College (KAHER), Belagavi

Certificate

This is to certify that Dr. HARPREET KOUR - First Prize

has participated in FREE PAPER/ POSTER PRESENTATION in HORMONE RHYTHM 2023

held on the 6th & 7th May 2023 at KLE Centenary Convention Centre & J. N. Medical College, KLE University Campus, Nehru Nagar, Belagavi, Karnataka on the topic Polycystic Ovarian Disease - The Epidemic which needs urgent attention among females of Reproductive Age group.

WINNER

Dr. Vageesh Ayyar S	Dr. Somashekara Reddy	Dr. Vikrant B. Ghatnatti	Dr. Manjunath R. Goroshi	Dr. Vanishri Ganakumar
President, KES	Secretary, KES	Organising Chairman	Organising Secretary	Co-Organising Secretary

KLE Academy of Higher Education and Research Belagavi (Deemed to be University)

Reaccredited 'A+' Grade by NAAC | Placed in Category "A" by MoE (GoI)

Jawaharlal Nehru Medical College, Belagavi, Karnataka, INDIA

Certificate

This is to certify that Dr. Jeet. Joshi from Jawaharlal Nehru Medical College

Has been awarded First Prize (Post Graduate) in oral paper presentation entited ECG changes in Elderly and in low socio-economic rural population of Belagavi District - A c/s study in the 23rd APPI National Seminar 2023 entitled "Take Charge of Your Bone Health" held on 27th & 28th June 2023.

Dr. Harpreet Kour	Dr. Sunil S Vernekar	Dr Padmashri Kudachi	Dr. N.S Mahanatashetti
Organising Secretary	Organising Chairperson	Prof and Head	Principal
APPI	APPI	Dept. of Physiology	JNMC
		JNMC	

KLE
EMPOWERING PROFESSIONALS

JAWAHARLAL NEHRU MEDICAL COLLEGE, BELGAUM

ASSOCIATION OF PHYSIOLOGISTS AND PHARMACOLOGISTS OF INDIA 1955

THE PHYSIOLOGICAL SOCIETY OF INDIA ESTD 1934

SAAP
SOUTH ASIAN ASSOCIATION OF PHYSIOLOGISTS

KLE Academy of Higher Education and Research Belagavi (Deemed to be University)

Reaccredited 'A+' Grade by NAAC **Placed in Category "A" by MoE (GoI)**

Jawaharlal Nehru Medical College, Belagavi, Karnataka, INDIA

Certificate

This is to certify that Dr. Nirmala. Anand from JNMC - Belagavi

Has been awarded Second Prize (Faculty) in oral paper presentation entited "Influence of Desynchronized Sleep on Affective Regulation & Readiirty in pink collar shift workers in the 23rd APPI National Seminar 2023 entitled "Take Charge of Your Bone Health" held on 27th & 28th June 2023.

Harpreet.			
Dr. Harpreet Kour	**Dr. Sunil S Vernekar**	**Dr Padmashri Kudachi**	**Dr. N.S Mahanatashetti**
Organising Secretary	**Organising Chairperson**	**Prof and Head**	**Principal**
APPI	**APPI**	**Dept. of Physiology**	**JNMC**
		JNMC	

KLE
EMPOWERING PROFESSIONALS

JAWAHARLAL NEHRU MEDICAL COLLEGE, BELGAUM

ASSOCIATION OF PHYSIOLOGISTS AND PHARMACOLOGISTS OF INDIA 1955

THE PHYSIOLOGICAL SOCIETY OF INDIA ESTD 1934

SAAP SOUTH ASIAN ASSOCIATION OF PHYSIOLOGISTS

KLE Academy of Higher Education and Research Belagavi (Deemed to be University)

Reaccredited 'A+' Grade by NAAC **Placed in Category "A" by MoE (GoI)**

Jawaharlal Nehru Medical College, Belagavi, Karnataka, INDIA

Certificate

This is to certify that Dr. Parwati P Patil from J.N Medical College, Belagavi has participated as **CHAIRPERSON** in the 23rd APPI National Seminar 2023 entitled "Take Charge of Your Bone Health" held on 27th & 28th June 2023 at J. N Medical College, Belagavi.

Dr. Harpreet Kour **Organising Secretary** **APPI**	**Dr. Sunil S Vernekar** **Organising Chairperson** **APPI**	**Dr. Padmashri Kudachi** **Prof. & Head** **Dept. of Physiology, JNMC**	**Dr. N.S Mahanatashetti** **Principal** **JNMC**

Greetings from the department of Physiology, SDUMC, Kolar.

The Department of Physiology, SDUMC is organizing a webinar on nutrition in cardio-respiratory fitness on Saturday, 8th April, 2023.

Cardiorespiratory fitness (CRF) is defined as the circulatory and respiratory systems' ability to effectively inhale and exhale oxygen during physical endurance activity. Cardiorespiratory fitness is a strong and meaningful indicator for predicting mortality, including cardiovascular disease, as well as simple physical capacity. Healthy eating is thought to be one of the crucial factors associated with an individual's CRF status. Healthy dietary patterns (DPs), which generally loaded with high amounts of whole grains, fruits, vegetables, nuts, and legumes, while being low in food sources rich in saturated fatty acids (SFAs), sugar, and sodium, have inversely been linked to the traditional CVD risk factors.
Better understanding of dietary patterns and more research into the area will help reduce the burden of cardio-respiratory disorders.

This webinar aims to describe the importance of nutrition in maintaining cardiorespiratory fitness.

*****



From,
Dr. Vinutha Shankar M.S,
Organizing Chairman,
Professor & HOD,
Department of Physiology,
Sri Devaraj Urs Medical College,
Tamaka, Kolar-563 101.

Office: 08152-224930,
222638,222603

Organizing Secretary
Dr. Mamatha Shree C
Contact: physiology@sdumc.ac.in

MEMBERS OF THE ORGANIZING COMMITTEE

Dr. Jagadamba A
Dr. Shobha MV
Dr.Ashwini K Shetty
Dr. Geetha S
Mrs Bhavani VS

DEPARTMENT OF PHYSIOLOGY

Sri Devaraj Urs Medical College
Tamaka, Kolar
Constituent college of

SRI DEVARAJ URS ACADEMY OF HIGHER EDUCATIONAND RESEARCH

Presents

A WEBINAR ON NUTRITION IN CARDIO-RESPIRATORY FITNESS



8th April 2023

Saturday

10.00 am to 11.00 am



Late Sri. R L Jalappa
Founder Chairman,
Sri Devaraj Urs Education Trust

PATRONS

Sri. G.H. NAGARAJA
President, SDUET
Chancellor, SDUAHER

Sri. N. RAJENDRA,
Vice President, SDUET

Sri. HANUMANTHA RAJU
Secretary, SDUET

Dr. D V L N PRASAD
I\C Vice Chancellor, Registrar, SDUAHER

DR. P.N. SREERAMULU,
Principal, SDUMC, Dean FoM, SDUAHER

Dr. KRISHNAPPA J
Medical Superintendent, RLJH & RC

PROGRAM

Webinar on

"NUTRITION IN CARDIO-RESPIRATORY FITNESS"

by



Dr. Harpreet Kour

Associate Professor, Department of Physiology

J.N Medical College, KAHER

Belagavi

TIMINGS

From 10.00am – 11.00 am

Registration link
https://docs.google.com/forms/d/e/1FAIpQLSfP96tKDdzI4CKi61PuuviAOHM_dwxY6CDiPGru8tkrUtHaSw/viewform?usp=pp_url

Microsoft Teams link
https://teams.microsoft.com/l/meetup-join/19%3ameeting_ZThiOWM5ZTEtOGI3ZC00ZjAwLTkzYjEtYjdkMGQ5ZjI0NWQ0%40thread.v2/0?context=%7b%22Tid%22%3a%22d345ca15-ed5d-42df-a0a3-87bd7802f51b%22%2c%22Oid%22%3a%2250733f4e-d71b-4ae2-8731-307b092c29b7%22%7d

Meeting ID: 312 424 018 121

Passcode: giye7e

SAVEETHA
MEDICAL COLLEGE AND HOSPITAL

Department of Sports Medicine and Sports Sciences

SPORTS MEDCON 2023

16th - 17th June 2023

CERTIFICATE OF APPRECIATION

Presented to

Dr/~~Mr/Mrs/Ms~~

HARPREET KOUR

for sharing his/her valuable knowledge as a guest speaker

during the Sports Medcon 2023 conducted by the Department of Sports Medicine and Sports Sciences on

16th-17th June 2023 at Saveetha Medical College and Hospital

J. Damodaran.

Prof. Dr. J.Damodharan
Dean SMCH

Prof. Dr. Dobson Dominic
Head of Sports Medicine & Sports Sciences - SMCH

KLE
EMPOWERING PROFESSIONALS

JAWAHARLAL NEHRU MEDICAL COLLEGE, BELGAUM
TRUTH, SERVICE, SACRIFICE

ASSOCIATION OF PHYSIOLOGISTS AND PHARMACOLOGISTS OF INDIA
1955

THE PHYSIOLOGICAL SOCIETY OF INDIA
ESTD 1934

SAAP
SOUTH ASIAN ASSOCIATION OF PHYSIOLOGISTS

KLE Academy of Higher Education and Research Belagavi (Deemed to be University)

Reaccredited 'A+' Grade by NAAC **Placed in Category "A" by MoE (GoI)**

Jawaharlal Nehru Medical College, Belagavi, Karnataka, INDIA

Certificate

This is to certify that Dr. Jayasheela Bagi from J.N Medical College, Belagavi has participated as **CHAIRPERSON** in the 23rd APPI National Seminar 2023 entitled "Take Charge of Your Bone Health" held on 27th & 28th June 2023 at J. N Medical College, Belagavi.

Harpreet			
Dr. Harpreet Kour	**Dr. Sunil S Vernekar**	**Dr. Padmashri Kudachi**	**Dr. N.S Mahanatashetti**
Organising Secretary	**Organising Chairperson**	**Prof. & Head**	**Principal**
APPI	**APPI**	**Dept. of Physiology, JNMC**	**JNMC**

KLE Academy of Higher Education

Reaccredited 'A+' Grade by NAAC **Placed in Category "A" by MoE (GoI)**

Jawaharlal Nehru Medical College, Belagavi, Karnataka, INDIA

Chairperson

Certificate

This is to certify that Dr. Vijaya Dandannavar from J.N Medical College, Belagavi has participated as **CHAIRPERSON** in the 23rd APPI National Seminar 2023 entitled "Take Charge of Your Bone Health" held on 27th & 28th June 2023 at J. N Medical College, Belagavi.

Harpreet

Dr. Harpreet Kour
Organising Secretary
APPI

Dr. Sunil S Vernekar
Organising Chairperson
APPI

Dr. Padmashri Kudachi
Prof. & Head
Dept. of Physiology, JNMC

Dr. N.S Mahanatashetti
Principal
JNMC

KLE
EMPOWERING PROFESSIONALS

JAWAHARLAL NEHRU MEDICAL COLLEGE, BELGAUM

ASSOCIATION OF PHYSIOLOGISTS AND PHARMACOLOGISTS OF INDIA 1955

THE PHYSIOLOGICAL SOCIETY OF INDIA ESTD 1934

SAAP
SOUTH ASIAN ASSOCIATION OF PHYSIOLOGISTS

KLE Academy of Higher Education and Research Belagavi (Deemed to be University)

Reaccredited 'A+' Grade by NAAC **Placed in Category "A" by MoE (GoI)**

Jawaharlal Nehru Medical College, Belagavi, Karnataka, INDIA

Certificate

This is to certify Dr. HARPREET KOUR from J.N Medical College, Belagavi bearing Registration Number 37276A registered with KAUPB Council, has participated as **FACULTY/ RESOURCE PERSON** in the 23rd APPI National Seminar 2023 entitled "Take Charge of Your Bone Health" held on 27th & 28th June 2023. Karnataka Medical Council has granted 04+01 credit hours vide Letter No KMC/CME/0127/2023.

Harpreet.

Dr. Harpreet Kour
Organising Secretary
APPI

Dr. Sunil S Vernekar
Organising Chairperson
APPI

Uma.B.R

Dr Uma B.R
Zonal Chairman
K.M.C C.M.E Accreditation Committee

Dr. N.S Mahanatashetti
Principal
JNMC

SDM
College of Medical Sciences
& Hospital

A Constituent Unit of
SHRI
DHARMASTHALA
MANJUNATHESHWARA
UNIVERSITY

CME

CERTIFICATE

Department of Physiology

This is to certify that **DR. Harpreet Kour** from JNMC, Belagavi has participated as **Speaker** in the CME on "**Gut Brain Axis: Are they really in talking terms**?" held on 24th June 2023.

Karnataka Medical Council has granted three credit hours for speaker, vide letter No. KMC/CME/ 0110/2023 dated 09.06.2023

Dr. Nagalakshmi V
Organizing Chairman
Department of Physiology
SDMCMS&H, Dharwad

Dr. Vidya M Nadiger
Organizing Secretary
Department of Physiology
SDMCMS&H, Dharwad

Dr. Ashwini R. D
Co-organizing Secretary
Department of Physiology
SDMCMS&H, Dharwad

Dr. Uma B. R
Zonal Chairman
KMC/CME Accreditation
Committee

Dr. Rathnamala M Desai
Principal
SDMCMS&H, Dharwad

CHAIRPERSON CERTIFICATE

IMA
BELGAUM CME
3rd &4th June 2023

This is to certify that

Dr Swapnil Pattanshetty

Has chaired a scientific session
conducted at the
IMA BELGAUM CME 2023 held on
3rd and 4th of June 2023 at Belagavi.

Dr. Swapna Mahajan
President IMA, Belagavi

Dr. Sanjay Porwal
CME Chairman

Dr. Hemant Koujalgi
Secretary IMA, Belagavi

Dear Doctor,
Greetings from Pfizer Vaccine and IAP Br. Belgaum.
We have the pleasure of inviting you for a scientific session on

📘 1. Topic:- Recent advances in surgery..case based presentation

⚕Speaker: Dr Santosh Kurbet

📘 2. Topic:- Evidence based decision in choosing broad coverage Pneumococcal Conjugate vaccine in Practice

⚕ Speaker: Dr Priyadarshini Kulkarni

📅 Date: 17th June, 2023

⏰ Time: 8.30 pm onwards

🏢 Venue -: Hotel UK27

Looking forward to your valuable presence.

Thanks & Regards
Vijay Halyal
PFIZER VACCINES
9740406861

IAPS-KSC
Indian Association Of Pediatric Surgeons
KARNATAKA STATE CHAPTER

President - IAPS KSC
Dr. Narendra Babu
9845483339 /
drnarendrababum88@gmail.com

Secretary - IAPS KSC (2023 - 25)
Dr. Subramanya Kattepura
8197303739 / drsunbak@yahoo.com

Joint Secretary / Treasurer
Dr. Mamatha B.
9148962484 /
mamathanaveen3@gmail.com

EXECUTIVE COMITTEE MEMBERS
Dr. Apurva Bhaskar
Tumkur

Dr. Jayateertha Joshi
Mangaluru

Dr. Nijagal Mutt J B
Tumkur

Dr. Pavithra V.
Magadi

Dr. Prasanna Kumar A. R.
Bengaluru

Dr. Swapnil A. Pattanshetti
Belagavi

Chairman Elect
Dr Raghu KC

EX-OFFICIO

Imm. Past President
Dr. Vasant Shenoy

Imm. Past Secretary
Dr. Venkatesh K. L.

Greetings from Karnataka State Chapter – Indian Association of Pediatric Surgeons!

Dear IAPS-KSC colleagues,

We are happy to announce that monthly clinical meet for the month of April will be organized by **Bangalore Medical college and Research Institute** on Friday 28/4/2023 between 7.00-8.30pm.

Topic:

7.00 - 7.30pm: case presentation - Male ARM by Dr Aneesh shenoy, MCh postgraduate BMCRI

7.30-8.00pm: case presentation Female ARM by Dr Keshav, MCh post graduate BMCRI

Moderators: Dr Narendra Babu (Prof, IGICH Bangaluru) and Dr Lakshmi (Secretary SPU - IAPS, Sr consultant KKCT), Dr.Santhosh Kurbett (Prof, JNMC Belgavi)

8.00-8.30pm: Troubleshooting in ARM by Dr Raghunath (Assoc Prof, BMCRI Bangaluru)

Please encourage all Postgraduates and DNB students to participate in this clinical meet. This is a Post-graduate focused teaching programme. All faculty please login, participate and guide our prospective Pediatric surgeons.

Join Zoom Meeting
https://us02web.zoom.us/j/82548778144?pwd=WkFaNzNvc2pTQllPc084emQ4L1N3QT09

Meeting ID: 825 4877 8144
Passcode: 197286

CME CERTIFICATE

Indian Medical Association Belagavi

IMA
BELGAUM CME
3rd &4th June 2023

This is to certify that

DR RAJESH POWAR bearing medical reg. No. 32939

Registered with KARNATAKA medical council, Address BELAGAVI

Has participated as a FACULTY
at the IMA BELGAUM CME 2023 held on
3rd and 4th of June 2023 at Belagavi.

Karnataka Medical Council has granted 5 Credit Hours for Faculty

Vide letter no: K.M.C. / C.M.E. / 0067 / 2023 dated 16/05/2023

Dr. Swapna Mahajan
President IMA, Belagavi

Dr. Sanjay Porwal
CME Chairman

Uma.B.R
3/6 - 4/6/2023
Chairman/Director
K.M.C. C.M.E. Accreditation Committee

Dr. Hemant Koujalgi
Secretary IMA, Belagavi

CHAIRPERSON CERTIFICATE

IMA
BELGAUM CME
3rd &4th June 2023

This is to certify that

DR. DARSHAN. RAJPUT

Has chaired a scientific session
conducted at the
IMA BELGAUM CME 2023 held on
3rd and 4th of June 2023 at Belagavi.

Dr. Swapna Mahajan
President IMA, Belagavi

Dr. Sanjay Porwal
CME Chairman

Dr. Hemant Koujalgi
Secretary IMA, Belagavi

IAP - Karnataka Neurology Chapter

IAP Hassan District Branch

In Association with
HIMS - Hassan

KARNEUROPEDICON 2023

Certificate

This is to certify that

Dr. MAHESH A. KAMATE

bearing registration number ..... registered with ..... Medical Council

has participated as Faculty in

KARNEUROPEDICON 2023

Annual Event of IAP-Karnataka Neuro Chapter held on 25th June, 2023 at HIMS, Hassan

Dr. Vykunta Raju K.N.	Dr. C. P. Ravikumar	Dr. Sudheer B. Bangalore	Dr. Vidya Lakshmi B.K.	Dr. A. Nagaraj
President, IAP-KNC	Secretary, IAP-KNC	Organizing Chairman	Organizing Secretary	Zonal Chairman Karnataka Medical Council Bangalore

KSC ASI
Belgaum Branch

CERTIFICATE

OF PARTICIPATION

This is to certify that **Dr Harpreet Kour** has made a significant contribution as a distinguished **Guest Speaker** at the **Surgeons' Day** Celebration event organised by KSC-ASI Belgaum Branch held on 25th June 2023

Dr. Gomatesh Kusnale
President

Dr. Kishor V Bandagar
Secretary

Dr. Akshay Metgud
Treasurer

ಕೇಂದ್ರೀಯ ವಿದ್ಯಾಲಯ ಕ್ರಂ.೨, ಸೈನೀಕ ಆಸ್ಪತ್ರೆ ಮಾರ್ಗ,ಬೆಳಗಾವಿ ದಂಡು - ೫೯೦ ೦೦೯(ಕರ್ನಾಟಕ)
केंद्रीय विद्यालय क्र.२ KENDRIYA VIDYALAYA No.2
सैनिक अस्पताल मार्ग, MILITARY HOSPITAL ROAD,
बेलगावी छावनी - 590009 (कर्नाटक) BELAGAUM CANTT-590009 (KARNATAKA)
PHONE: 0831-2970002(O) E-MAIL: kvno2_belgaum@yahoo.co.in WEBSITE: https://no2belagavicantt.kvs.ac.in

G-20 4TH EDUCATION WORK SHOP-2023-24
PROGRAMME LIST
DATE:14/06/2023

1. Lighting of the Lamp
2. Invocation Song
3. Welcome By Shri S S Raja, Venue Principal
4. Key Note Address by Chief Guest
5. Address By Mr.Sasi. E K, Principal K.V No.3 Macche
6. Address By Mr. Vinayak Kattimani, Principal K.V No.1 AFS Sambra
7. Presentation On FLN By Smt.Bharati B Dasog, Lecturer DIET Belagavi
8. Presentation By Mrs.Dipti Ingale, Principal KLE International School & President Benugram, North Katnataka Sahodaya
9. Presentation on NEP By Dr.Mubashir Angolkar, Professor & HOD of Public Health JNMC
10. Presentation on G-20 By S S Raja, Principal, K V No. 2 Belagavi Cantt.
11. Presentation on NIPUN BHARAT By Mrs. Geetha Matapathi, H.M K V No. 2 Belagavi Cantt.
12. Presentation on NEP by Mrs. G K Vinayagam ,PGT Biology, K V No. 2 Belagavi Cantt
13. Presentation on Foundational Literacy by Ms. Gayatri & Mrs.Bhagyashree Sutar, PRTs K V no.2 Belagavi Cantt
14. Presentation on Foundational Numeracy by Mrs. Sarojani H, PRT, K V No.2 Belagavi Cantt.
15. Activity By Class Vth Students -I/C Mrs. Hemlata & Anjum Shaikh
16. Glimpses of FLN
17. Plantation of Saplings
18. Impression By Participants
19. Vote Of Thanks By Mrs. Hemlata

IMA
BELGAUM CME

3th & 4th June 2023

A first of its kind academic experience

Venue:
Shoonya Retreat
Belgundi, Belagavi.





- *Topics on 'A guide to a Doctor's well-being'*
- *Residential Package Option*
- *Eminent Outstation Faculty*



Dr. Swapna Mahajan
President
IMA Belgaum



Dr. Hemant Koujalgi
Secretary
IMA Belgaum



Dr. Sanjay Porwal
CME Chairman
IMA Belgaum

IMA
BELGAUM CME
3rd & 4th June 2023

REGISTRATION DETAILS

- Members who have paid the annual IMA Subscription charges, a mandatory payment of Rs.200/- towards the confirmation of the CME 2023 Registration is to be done before the 15th May 2023.
- Since we have only 45 rooms available to our members for stay at Shoonya Resort during the CME, an optional Rs.1000/- per person to be additionally paid towards accommodation charges.
- Rooms will be allocated on twin sharing basis on strictly "First come, First serve basis".
- Admission of children below 5 yrs of age is free.
- Senior doctors who have been exempted from Annual Subscription charges, have to pay Rs.1200/- towards registration of CME 2023 and an additional optional charge of Rs.1000/- per person if they desire on site accommodation.
- NO SPOT REGISTRATIONS AT THE CME.
- Certificates with credit points will ONLY BE GIVEN IN PERSON TO THOSE ATTENDING THE CME AND NOT IN ABSENTIA AND PROXY.
- All payments to be done to IMA official account through online payment, Cheques favoring IMA Belgaum can be handed over to Mr. Ningappa in person with remark towards IMA CME 2023 and post payment made, kindly send a copy of the same to our Treasurer Dr.Bijjargi and confirm the same.
- LAST DATE TO REGISTER AND COFIRM IS 15TH MAY 2023 as the list has to be sent to KMC for Credit points.

Category	*Without Accomodation*	*With Accomodation* *(Double Occupancy Basis)*
IMA Member (Belgaumite)	Annual Membership Fee + Additional Rs.200	Annual Membership Fee + Additional Rs.200 + Rs.1,000
IMA Member (Outside Belgaum)	Rs.2,000	Rs.3,000
Non- IMA Spouses	Rs.1500	Rs.2,500
Children (Above 5 yrs)	-	Rs.2,000

Banking Details: Punjab National Bank
Account No: 1233000190223354
IFSC Code: PUNB0123300

For further details and queries call on 9901315423

IMA BELGAUM CME

SCIENTIFIC PROGRAMME

3rd & 4th June 2023

DAY 1 | 3rd JUNE

TIMING	TOPIC	SPEAKER
2.00 pm - 3.00 pm	***REGISTRATION and CHECK-IN***	
3.00 pm- 3.30 pm	1. Thyroid and other common endocrine disorders in childhood	Dr. Shaila Pachapure, Paediatric Endocrinologist, Belgaum
3.30 pm- 4.30 pm	2. **ECG WORKSHOP** ECG for Family Physicians. A focus on Treatable Arrhythmias	Dr. Sachin Yalgudri, Electrophysiologist, Hyderabad.
4.30 pm- 5.00 pm	3. Living with low platelets.	Dr. Farah Jijina , Haematologist, Mumbai
5.00 pm- 5.45 pm	***Dr. Metgud ORATION : Dr. Lakshman, (M.S. Gen. Surgery.) Bangalore*** Continued Medical Education: The need of the hour. Be updated or be left out.	
5.45 pm- 6.30 pm	Are we staring at the death of the Stethoscope with modern day medicine...?	Dr. Girish Rajadhyaksha, M.D. Medicine, Mumbai
6.30 pm- 7.15 pm	***IMA ORATION : Dr. C. N. Purandare, (M.D. OBG) Mumbai.*** Ethics & OBGyn practice. Who dictates and who is incharge?	
8.00 pm onwards	***INAUGURATION CEREMONY FOLLOWED BY GALA DINNER***	

DAY 2 | 4th JUNE

TIMING	TOPIC	SPEAKER
6.30 am - 7.30 am	***YOGA SESSION - 'HARMONIZE' THROUGH SOUND HEALING by Bhaktiveda***	
7.30 am - 9.00 am	***BREAKFAST***	
9.00 am- 9.30 am	1. Cirrhosis of liver... is it the end..?	Dr. Varadraj Gokak, Belgaum
9.30 am- 10.00 am	2. Renal replacement therapy... how far have we reached..?	Dr. M.S. Khanpet, Belgaum
10.00 am- 10.30 am	3. Diabetes reversal... A myth or a reality?	Dr Harish Joshi, Hubli
10.30 am- 11.00 am	4. Geriatric medicine... a young and emerging concept	Dr. Anand Ambali, Bijapur.
11.00 am- 12.00 am	5. Financial literacy... a wake up call for doctors	Mr. Alpesh Jain, Financial Advisor, Belgaum. Dr.(PhD) Balaji Rao, Financial analyst, Bangalore
12.00 pm- 1.00 pm	6. Heart failure... myths and mysteries unfolded- **Novartis Symposium (Panel Discussion)**	Dr. Sanjay Porwal, Cardiologist, Belgaum Dr. Richard Saldanha, Cardio Thoracic Surgeon, Belgaum
12.00 pm - 1.00 pm	***LUNCH***	
2.00 pm- 2.30 pm	1. Acceptance of Government Schemes:- Boon or bane..?	Dr. Vinay Patil, Gadag.
2.30 pm- 3.30 pm	2. APEX - Medicolegal Symposium	
3.30 pm- 4.00 pm	3. The Fascinating Realm of Plastic Surgery and Beyond	Dr. Rajesh Powar, Plastic Surgeon, Belgaum
4.00 pm- 4.30 pm	4. Cancer:— is it the end? A focus on treatable cancers	Dr. Rohan Bhise, Belgaum
4.30 pm- 5.00 pm	5. Diabetes in Children..a wake up call.	Dr. Vanishri Ganakumar, Endocrinologist, Belgaum
5.00 pm - 5.30 pm	***VALEDICTORY CEREMONY***	
5.30 pm onwards	***HIGH-TEA***	

4 KMC Credit Hours expected

BVVS

IPCON 2023

INTERNATIONAL PHARMACOLOGY CONFERENCE

Organized by

Hanagal Shri Kumareshwar College of Pharmacy, Bagalkote

In Collaboration with

S. Nijalingappa Medical College,
HSK Hospital and Research Center, Bagalkote

In association with

Indian Pharmacological Society

THEME

New Modalities Of Challenges In Drug Discovery & Therapeutics : Novel Approaches For Global Health Care

Evaluator for Oral Presentation

Dr. SHASHIKANT TORGAL

International Pharmacology Conference
24th to 26th Aug 2023 (HSKIPCON-2023)

Dr. Shivaprakash Rathnam	Dr. B. Kalakumar	Dr. Chandrashekar V M	Dr. Y. Srinivas
President, IPS	General Secretary, IPS	Organizing Secretary	Organizing Chairman

3rd STATE CONFERENCE OF INDIAN ASSOCIATION OF PREVENTIVE AND SOCIAL MEDICINE, KARNATAKA CHAPTER

DEPARTMENT OF COMMUNITY MEDICINE

BLDE(DEEMED TO BE UNIVERSITY)

SHRI B. M. PATIL MEDICAL COLLEGE, HOSPITAL & RESEARCH CENTRE, VIJAYAPURA-586103

Accredited with 'A' Grade by NAAC (Cycle-2)

CERTIFICATE OF PARTICIPATION

This is to Certify that

DR. CHANDRA. METGUD

has participated in **"3rd State Conference of Indian Association of Preventive and Social Medicine, Karnataka Chapter"** with the **theme – 'Environment & Health – Equitize, Educate, Empower - A Step Towards Attaining SDGs'** as **Resource person / Panelist / Moderator / Chairperson** (Scientific session/Oral/E-poster/Full paper presentation) on 15/16 September 2023.

DR. SHAILAJA S.PATIL
ORGANIZING CHAIRPERSON,
PROF. DEPT. OF COMMUNITY MEDICINE

DR. M.C.YADAVANNAVAR
ORGANIZING CO-CHAIRPERSON,
PROF. & HOD, DEPT. OF COMMUNITY MEDICINE

DR. REKHA UDGIRI
ORGANIZING SECRETARY,
PROF. DEPT. OF COMMUNITY MEDICINE

DR. M.R.GUDADINNI
JOINT ORGANIZING SECRETARY,
PROF. DEPT. OF COMMUNITY MEDICINE

DR. ARAVIND V PATIL
PRINCIPAL & DEAN,
BLDEDU, SBMPMC

DR. R. V. KULKARNI
REGISTRAR,
BLDE(DEEMED TO BE UNIVERSITY)

DR. ANNARAO G. KULKARNI
PRESIDENT,
IAPSM KARNATAKA STATE CHAPTER

3rd STATE CONFERENCE OF INDIAN ASSOCIATION OF PREVENTIVE AND SOCIAL MEDICINE, KARNATAKA CHAPTER

DEPARTMENT OF COMMUNITY MEDICINE

BLDE(DEEMED TO BE UNIVERSITY)

SHRI B. M. PATIL MEDICAL COLLEGE, HOSPITAL & RESEARCH CENTRE, VIJAYAPURA-586103

Accredited with 'A' Grade by NAAC (Cycle-2)

CERTIFICATE OF PARTICIPATION

This is to Certify that

DR. PADMAJA WALVEKAR

has participated in **"3rd State Conference of Indian Association of Preventive and Social Medicine, Karnataka Chapter"** with the **theme – 'Environment & Health – Equitize, Educate, Empower - A Step Towards Attaining SDGs'** as **Resource person / Panelist / Moderator / Chairperson** (Scientific session/Oral/E-poster/Full paper presentation) on 15/16 September 2023.

DR. SHAILAJA S.PATIL
ORGANIZING CHAIRPERSON,
PROF. DEPT. OF COMMUNITY MEDICINE

DR. M.C.YADAVANNAVAR
ORGANIZING CO-CHAIRPERSON,
PROF. & HOD, DEPT. OF COMMUNITY MEDICINE

DR. REKHA UDGIRI
ORGANIZING SECRETARY,
PROF. DEPT. OF COMMUNITY MEDICINE

DR. M.R.GUDADINNI
JOINT ORGANIZING SECRETARY,
PROF. DEPT. OF COMMUNITY MEDICINE

DR. ARAVIND V PATIL
PRINCIPAL & DEAN,
BLDEDU, SBMPMC

DR. R. V. KULKARNI
REGISTRAR,
BLDE(DEEMED TO BE UNIVERSITY)

DR. ANNARAO G. KULKARNI
PRESIDENT,
IAPSM KARNATAKA STATE CHAPTER

3rd STATE CONFERENCE OF INDIAN ASSOCIATION OF PREVENTIVE AND SOCIAL MEDICINE, KARNATAKA CHAPTER

DEPARTMENT OF COMMUNITY MEDICINE

BLDE(DEEMED TO BE UNIVERSITY)

SHRI B. M. PATIL MEDICAL COLLEGE, HOSPITAL & RESEARCH CENTRE, VIJAYAPURA-586103

Accredited with 'A' Grade by NAAC (Cycle-2)

CERTIFICATE OF PARTICIPATION

This is to Certify that

DR. SHIVASWAMY M.S.

has participated in **"3rd State Conference of Indian Association of Preventive and Social Medicine, Karnataka Chapter"** with the **theme – 'Environment & Health – Equitize, Educate, Empower - A Step Towards Attaining SDGs'** as **Resource person / Panelist / Moderator / Chairperson** (Scientific session/Oral/E-poster/Full paper presentation) on 15/16 September 2023.

DR. SHAILAJA S.PATIL
ORGANIZING CHAIRPERSON,
PROF. DEPT. OF COMMUNITY MEDICINE

DR. M.C.YADAVANNAVAR
ORGANIZING CO-CHAIRPERSON,
PROF. & HOD, DEPT. OF COMMUNITY MEDICINE

DR. REKHA UDGIRI
ORGANIZING SECRETARY,
PROF. DEPT. OF COMMUNITY MEDICINE

DR. M.R.GUDADINNI
JOINT ORGANIZING SECRETARY,
PROF. DEPT. OF COMMUNITY MEDICINE

DR. ARAVIND V PATIL
PRINCIPAL & DEAN,
BLDEDU, SBMPMC

DR. R. V. KULKARNI
REGISTRAR,
BLDE(DEEMED TO BE UNIVERSITY)

DR. ANNARAO G. KULKARNI
PRESIDENT,
IAPSM KARNATAKA STATE CHAPTER

3rd STATE CONFERENCE OF INDIAN ASSOCIATION OF PREVENTIVE AND SOCIAL MEDICINE, KARNATAKA CHAPTER

DEPARTMENT OF COMMUNITY MEDICINE

BLDE(DEEMED TO BE UNIVERSITY)

SHRI B. M. PATIL MEDICAL COLLEGE, HOSPITAL & RESEARCH CENTRE, VIJAYAPURA-586103

Accredited with 'A' Grade by NAAC (Cycle-2)

CERTIFICATE OF PARTICIPATION

This is to Certify that

Dr. GIRIJA MANHANTSHETTI

has participated in **"3rd State Conference of Indian Association of Preventive and Social Medicine, Karnataka Chapter"** with the **theme – 'Environment & Health – Equitize, Educate, Empower - A Step Towards Attaining SDGs'** as **Resource person / Panelist / Moderator / Chairperson** (Scientific session/Oral/E-poster/Full paper presentation) on 15/16 September 2023.

DR. SHAILAJA S.PATIL
ORGANIZING CHAIRPERSON,
PROF. DEPT. OF COMMUNITY MEDICINE

DR. M.C.YADAVANNAVAR
ORGANIZING CO-CHAIRPERSON,
PROF. & HOD, DEPT. OF COMMUNITY MEDICINE

DR. REKHA UDGIRI
ORGANIZING SECRETARY,
PROF. DEPT. OF COMMUNITY MEDICINE

DR. M.R.GUDADINNI
JOINT ORGANIZING SECRETARY,
PROF. DEPT. OF COMMUNITY MEDICINE

DR. ARAVIND V PATIL
PRINCIPAL & DEAN,
BLDEDU, SBMPMC

DR. R. V. KULKARNI
REGISTRAR,
BLDE(DEEMED TO BE UNIVERSITY)

DR. ANNARAO G. KULKARNI
PRESIDENT,
IAPSM KARNATAKA STATE CHAPTER

3rd STATE CONFERENCE OF INDIAN ASSOCIATION OF PREVENTIVE AND SOCIAL MEDICINE, KARNATAKA CHAPTER

DEPARTMENT OF COMMUNITY MEDICINE

BLDE(DEEMED TO BE UNIVERSITY)

SHRI B. M. PATIL MEDICAL COLLEGE, HOSPITAL & RESEARCH CENTRE, VIJAYAPURA-586103

Accredited with 'A' Grade by NAAC (Cycle-2)

CERTIFICATE OF PARTICIPATION

This is to Certify that

DR. YOGESH. KUMAR. S

has participated in **"3rd State Conference of Indian Association of Preventive and Social Medicine, Karnataka Chapter"** with the **theme – 'Environment & Health – Equitize, Educate, Empower - A Step Towards Attaining SDGs'** as **Resource person / Panelist / Moderator / Chairperson** (Scientific session/Oral/E-poster/Full paper presentation) on 15/16 September 2023.

DR. SHAILAJA S.PATIL
ORGANIZING CHAIRPERSON,
PROF. DEPT. OF COMMUNITY MEDICINE

DR. M.C.YADAVANNAVAR
ORGANIZING CO-CHAIRPERSON,
PROF. & HOD, DEPT. OF COMMUNITY MEDICINE

DR. REKHA UDGIRI
ORGANIZING SECRETARY,
PROF. DEPT. OF COMMUNITY MEDICINE

DR. M.R.GUDADINNI
JOINT ORGANIZING SECRETARY,
PROF. DEPT. OF COMMUNITY MEDICINE

DR. ARAVIND V PATIL
PRINCIPAL & DEAN,
BLDEDU, SBMPMC

DR. R. V. KULKARNI
REGISTRAR,
BLDE(DEEMED TO BE UNIVERSITY)

DR. ANNARAO G. KULKARNI
PRESIDENT,
IAPSM KARNATAKA STATE CHAPTER

KLE
EMPOWERING PROFESSIONALS

KLE
AYURVEDA HOSPITAL

Shri. B.M.KANKANAWADI AYURVEDA MAHAVIDYALAYA

POST GRADUATES STUDIES, HOSPITAL & MEDICAL RESEARCH CENTRE SHAHAPUR,
BELAGAVI-590003, KARNATAKA.

A Constituent unit of KLE Academy of Higher Education & Research

[Re-Accredited 'A+' Grade by NAAC (3rd cycle) & Placed in Category 'A' by MHRD GoI]

INDIA'S 1st AYUSH INSTITUTION WITH NAAC & NABH ACCREDITATION

Janani-2023
National Symposium on Interdisciplinary approach to Antenatal care

Certificate

This is to Certify that

Dr. Yogesh Kumar S

has delivered a talk as a "RESOURCE PERSON" in Janani - 2023,
National Symposium on Interdisciplinary approach to Antenatal care
organized by the department of Prasooti & Streeroga
on 8th & 9th September - 2023

Dr. Girija Sanikop
Organizing Secretary

Dr. Suhas Kumar Shetty
Principal / Chairman

navatihi 90

KAHER'S
JAWAHARLAL NEHRU MEDICAL COLLEGE
NEHRU NAGAR, BELAGAVI-590 010 (KARNATAKA - INDIA)
N.S.S. UNIT & COMMUNITY HEALTH SERVICES

Website : http/www.jnmc.edu
E-mail : domejnmc@sancharnet.in
: dome@jnmc.edu

+91- (0) 831 Office: 2471350
Principal: 2471701
Fax: +91 (0) 831- 2470759

Date: 07/10/2023

CERTIFICATE

This is to certify that **Dr. Yogesh Kumar S,** Professor, Department of Community Medicine, J.N Medical College gave health talk on importance of World Population Day and the theme for this year **"Gender Equality"** during observation of **"World Population day"** event at Kannada Higher Primary School, Macche, Belagavi on 11th July 2023.

Dr. Rajesh R Kulkarni
N.S.S. Programme Officer &
Chairperson, Community Services Council
J. N. Medical College, Belagavi.

3rd STATE CONFERENCE OF INDIAN ASSOCIATION OF PREVENTIVE AND SOCIAL MEDICINE, KARNATAKA CHAPTER

DEPARTMENT OF COMMUNITY MEDICINE

BLDE(DEEMED TO BE UNIVERSITY)

SHRI B. M. PATIL MEDICAL COLLEGE, HOSPITAL & RESEARCH CENTRE, VIJAYAPURA-586103

Accredited with 'A' Grade by NAAC (Cycle-2)

CERTIFICATE OF PARTICIPATION

This is to Certify that

Dr. DEEPTI M. KADEANGADI

has participated in **"3rd State Conference of Indian Association of Preventive and Social Medicine, Karnataka Chapter"** with the **theme – 'Environment & Health – Equitize, Educate, Empower - A Step Towards Attaining SDGs'** as **Resource person / Panelist / Moderator / Chairperson** (Scientific session/Oral/E-poster/Full paper presentation) on 15/16 September 2023.

DR. SHAILAJA S.PATIL
ORGANIZING CHAIRPERSON,
PROF. DEPT. OF COMMUNITY MEDICINE

DR. M.C.YADAVANNAVAR
ORGANIZING CO-CHAIRPERSON,
PROF. & HOD, DEPT. OF COMMUNITY MEDICINE

DR. REKHA UDGIRI
ORGANIZING SECRETARY,
PROF. DEPT. OF COMMUNITY MEDICINE

DR. M.R.GUDADINNI
JOINT ORGANIZING SECRETARY,
PROF. DEPT. OF COMMUNITY MEDICINE

DR. ARAVIND V PATIL
PRINCIPAL & DEAN,
BLDEDU, SBMPMC

DR. R. V. KULKARNI
REGISTRAR,
BLDE(DEEMED TO BE UNIVERSITY)

DR. ANNARAO G. KULKARNI
PRESIDENT,
IAPSM KARNATAKA STATE CHAPTER

3rd STATE CONFERENCE OF INDIAN ASSOCIATION OF PREVENTIVE AND SOCIAL MEDICINE, KARNATAKA CHAPTER

DEPARTMENT OF COMMUNITY MEDICINE

BLDE(DEEMED TO BE UNIVERSITY)

SHRI B. M. PATIL MEDICAL COLLEGE, HOSPITAL & RESEARCH CENTRE, VIJAYAPURA-586103

Accredited with 'A' Grade by NAAC (Cycle-2)

CERTIFICATE OF PARTICIPATION

This is to Certify that

DR. ASHA BELLAD

has participated in **"3rd State Conference of Indian Association of Preventive and Social Medicine, Karnatakd Chapter"** with the **theme – 'Environment & Health – Equitize, Educate, Empower – A Step Towards Attaining SDGs'** as **Resource person / Panelist / Moderator / Chairperson** (Scientific session/Oral/E-poster/Full paper presentation) on 15/16 September 2023.

DR. SHAILAJA S.PATIL
ORGANIZING CHAIRPERSON,
PROF. DEPT. OF COMMUNITY MEDICINE

DR. M.C.YADAVANNAVAR
ORGANIZING CO-CHAIRPERSON,
PROF. & HOD, DEPT. OF COMMUNITY MEDICINE

DR. REKHA UDGIRI
ORGANIZING SECRETARY,
PROF. DEPT. OF COMMUNITY MEDICINE

DR. M.R.GUDADINNI
JOINT ORGANIZING SECRETARY,
PROF. DEPT. OF COMMUNITY MEDICINE

DR. ARAVIND V PATIL
PRINCIPAL & DEAN,
BLDEDU, SBMPMC

DR. R. V. KULKARNI
REGISTRAR,
BLDE(DEEMED TO BE UNIVERSITY)

DR. ANNARAO G. KULKARNI
PRESIDENT,
IAPSM KARNATAKA STATE CHAPTER

3rd STATE CONFERENCE OF INDIAN ASSOCIATION OF PREVENTIVE AND SOCIAL MEDICINE, KARNATAKA CHAPTER

DEPARTMENT OF COMMUNITY MEDICINE

BLDE(DEEMED TO BE UNIVERSITY)

SHRI B. M. PATIL MEDICAL COLLEGE, HOSPITAL & RESEARCH CENTRE, VIJAYAPURA-586103

Accredited with 'A' Grade by NAAC (Cycle-2)

CERTIFICATE OF PARTICIPATION

This is to Certify that

DR. UMESH CHARANTIMATH

has participated in **"3rd State Conference of Indian Association of Preventive and Social Medicine, Karnataka Chapter"** with the **theme – 'Environment & Health – Equitize, Educate, Empower – A Step Towards Attaining SDGs'** as **Resource person / Panelist / Moderator / Chairperson** (Scientific session/Oral/E-poster/Full paper presentation) on 15/16 September 2023.

DR. SHAILAJA S.PATIL
ORGANIZING CHAIRPERSON,
PROF. DEPT. OF COMMUNITY MEDICINE

DR. M.C.YADAVANNAVAR
ORGANIZING CO-CHAIRPERSON,
PROF. & HOD, DEPT. OF COMMUNITY MEDICINE

DR. REKHA UDGIRI
ORGANIZING SECRETARY,
PROF. DEPT. OF COMMUNITY MEDICINE

DR. M.R.GUDADINNI
JOINT ORGANIZING SECRETARY,
PROF. DEPT. OF COMMUNITY MEDICINE

DR. ARAVIND V PATIL
PRINCIPAL & DEAN,
BLDEDU, SBMPMC

DR. R. V. KULKARNI
REGISTRAR,
BLDE(DEEMED TO BE UNIVERSITY)

DR. ANNARAO G. KULKARNI
PRESIDENT,
IAPSM KARNATAKA STATE CHAPTER

3rd STATE CONFERENCE OF INDIAN ASSOCIATION OF PREVENTIVE AND SOCIAL MEDICINE, KARNATAKA CHAPTER

DEPARTMENT OF COMMUNITY MEDICINE

BLDE(DEEMED TO BE UNIVERSITY)

SHRI B. M. PATIL MEDICAL COLLEGE, HOSPITAL & RESEARCH CENTRE, VIJAYAPURA-586103

Accredited with 'A' Grade by NAAC (Cycle-2)

CERTIFICATE OF PARTICIPATION

This is to Certify that

DR. AVINASH KAVI

has participated in **"3rd State Conference of Indian Association of Preventive and Social Medicine, Karnataka Chapter"** with the **theme – 'Environment & Health – Equitize, Educate, Empower - A Step Towards Attaining SDGs'** as **Resource person / Panelist / Moderator / Chairperson** (Scientific session/Oral/E-poster/Full paper presentation) on 15/16 September 2023.

DR. SHAILAJA S.PATIL
ORGANIZING CHAIRPERSON,
PROF. DEPT. OF COMMUNITY MEDICINE

DR. M.C.YADAVANNAVAR
ORGANIZING CO-CHAIRPERSON,
PROF. & HOD, DEPT. OF COMMUNITY MEDICINE

DR. REKHA UDGIRI
ORGANIZING SECRETARY,
PROF. DEPT. OF COMMUNITY MEDICINE

DR. M.R.GUDADINNI
JOINT ORGANIZING SECRETARY,
PROF. DEPT. OF COMMUNITY MEDICINE

DR. ARAVIND V PATIL
PRINCIPAL & DEAN,
BLDEDU, SBMPMC

DR. R. V. KULKARNI
REGISTRAR,
BLDE(DEEMED TO BE UNIVERSITY)

DR. ANNARAO G. KULKARNI
PRESIDENT,
IAPSM KARNATAKA STATE CHAPTER

COMMONWEALTH EDUCATION TRUST

COURSE CERTIFICATE

Jul 13, 2023

Anuradha B. Patil

has successfully completed

Foundations of Teaching for Learning: Introduction to Student Assessment

an online non-credit course authorized by Commonwealth Education Trust and offered through Coursera

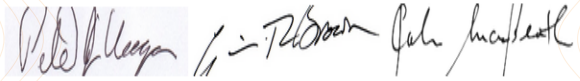

Dr Peter Keegan, Associate Professor Gavin Brown, and Professor John MacBeath
Faculty of Education University of Auckland, New Zealand and University of Cambridge, UK Commonwealth Education Trust

EDUCATION FOR EVERYONE · coursera · COURSE CERTIFICATE

Verify at:
https://coursera.org/verify/66LZR896Y9C5

Coursera has confirmed the identity of this individual and their participation in the course.

MACQUARIE University
SYDNEY·AUSTRALIA

COURSE CERTIFICATE

Jul 20, 2023

Anuradha B. Patil

has successfully completed

Organisational behaviour: Know your people

an online non-credit course authorized by Macquarie University and offered through Coursera



R Mitchell

Rebecca Mitchell, PhD
Professor
Department of Management
Macquarie Business School
Sydney, Australia

Verify at:
https://coursera.org/verify/R9K6KXZ3ZG9E

Coursera has confirmed the identity of this individual and their participation in the course.

DEEP TEACHING SOLUTIONS

COURSE CERTIFICATE

Sep 14, 2023

Anuradha B. Patil

has successfully completed

Learning How to Learn: Powerful mental tools to help you master tough subjects

an online non-credit course authorized by Deep Teaching Solutions and offered through Coursera

Barb Oakley
Terry Sejnowski

Verify at:
https://coursera.org/verify/AFT7HRJUFQ92

Coursera has confirmed the identity of this individual and their participation in the course.

ILLINOIS

COURSE CERTIFICATE

Sep 14, 2023

Anuradha B. Patil

has successfully completed

e-Learning Ecologies: Innovative Approaches to Teaching and Learning for the Digital Age

an online non-credit course authorized by University of Illinois at Urbana-Champaign and offered through Coursera



Dr Bill Cope
Professor, Department of Education Policy, Organization & Leadership, College of Education
University of Illinois at Urbana-Champaign

Dr Mary Kalantzis
College of Education
University of Illinois at Urbana-Champaign

Verify at:
https://coursera.org/verify/ESRTSW6YZCEH

Coursera has confirmed the identity of this individual and their participation in the course.

3rd STATE CONFERENCE OF INDIAN ASSOCIATION OF PREVENTIVE AND SOCIAL MEDICINE, KARNATAKA CHAPTER

DEPARTMENT OF COMMUNITY MEDICINE

BLDE(DEEMED TO BE UNIVERSITY)
SHRI B. M. PATIL MEDICAL COLLEGE, HOSPITAL & RESEARCH CENTRE, VIJAYAPURA-586103
Accredited with 'A' Grade by NAAC (Cycle-2)

CERTIFICATE OF PARTICIPATION

This is to Certify that

DR. MANJUNATH SOMANNAVAR

has participated in **"3rd State Conference of Indian Association of Preventive and Social Medicine, Karnataka Chapter"** with the **theme – 'Environment & Health – Equitize, Educate, Empower - A Step Towards Attaining SDGs'** as **Resource person / Panelist / Moderator / Chairperson** (Scientific session/Oral/E-poster/Full paper presentation) on 15/16 September 2023.

DR. SHAILAJA S.PATIL
ORGANIZING CHAIRPERSON,
PROF. DEPT. OF COMMUNITY MEDICINE

DR. M.C.YADAVANNAVAR
ORGANIZING CO-CHAIRPERSON,
PROF. & HOD, DEPT. OF COMMUNITY MEDICINE

DR. REKHA UDGIRI
ORGANIZING SECRETARY,
PROF. DEPT. OF COMMUNITY MEDICINE

DR. M.R.GUDADINNI
JOINT ORGANIZING SECRETARY,
PROF. DEPT. OF COMMUNITY MEDICINE

DR. ARAVIND V PATIL
PRINCIPAL & DEAN,
BLDEDU, SBMPMC

DR. R. V. KULKARNI
REGISTRAR,
BLDE(DEEMED TO BE UNIVERSITY)

DR. ANNARAO G. KULKARNI
PRESIDENT,
IAPSM KARNATAKA STATE CHAPTER

MEDIBLIS HEALTHCARE PVT LTD

HAPPINESS OF WEL-BEING…..

Ref No : BLR/07/2023/205 **Date : 06/07/2023**

To,
Dr. ARATHI DARSHAN
(MD, FICP)
(Consultant Physician/ Diabetologist),
KLE's Prabhakar Kore, Hospital And Research Center Belgaum.

Subject : Regarding the Invitaion for CME on Diabetic & Peripheral Neuropathy Management as Guest Speaker.

Respected Dr,

Its our Immense pleasure and pride to invite you as a guest speaker for the CME event on the Diabetic & Peripheral Neuropathy Management, held on 8th July 2023, 7:00 pm at ITC Gardenia, Residency Road Bangalore.

We Look forward for your Valuable Presence on the Respective Event.

MEDIBLIS HEALTHCARE PVT. LTD.

Marketing Head
(Mediblis Healthcare Pvt Ltd)

Place : Bangaluru
Date : 06/07/2023

Address:
Space Lance Offices, #198,
CMH Road, Indira Nagar
Bangalore, India -560038
Connect : mediblishealthcare.com
Mail : Info@mediblishealthcare.com

आई सी एम आर – राष्ट्रीय पारम्परिक चिकित्साविज्ञान संस्थान
स्वास्थ्य अनुसंधान विभाग, स्वास्थ्य एवं परिवार
कल्याण मंत्रालय, भारत सरकार

ICMR - National Institute of Traditional Medicine
Department of Health Research, Ministry of Health
and Family Welfare, Government of India

No. ICMR-NITM/2023-24/SAC-17/ 155

17th July 2023

To,
Dr. Shivaprasad S Goudar
Professor of Physiology, Director-Research, KLE Academy of Higher Education & Research Senior Foreign Investigator, NICHD Global Network for Women's &Children's Health, Director, WHO Collaborating Centre
KLE Academy of Higher Education and Research JNMC Campus, Nehru Nagar, Belagavi-590 010

Sub: Scientific Advisory Committee of ICMR-NITM, Belagavi – reg.

Dear Sir,

I am happy to let you know that the Secretary, Department of Health Research & Director-General, ICMR, has nominated you as a member of our Institute's newly constituted Scientific Advisory Committee. ICMR-NITM conducts research in two verticals, one on diseases of National and regional priorities and the other on Traditional and Integrative Medicine (from the Modern Medicine perspective).

We are excited to have the first meeting of this newly constituted committee, primarily to review seed grant projects prepared by scientists who joined this institute within the last three years. With your experience and expertise, we will utilize your input in fine-tuning our research programs and priorities.

We shall get back to you soon with the tentative dates for the first meeting of this newly constituted committee.

The list of members of the SAC is annexed herewith for your kind reference.

Thanking you,

With kind regards,

Subarna Roy
Director

Encl: as above

नेहरू नगर, नेशनल हाईवे नं. 4,
बेलगावी, कर्नाटक – 590 010, भारत
Nehru Nagar, National Highway No. 4,
Belagavi, Karnataka - 590 010, India

Tel: +91-831-2475477
Fax: +91-831-2475479
| director.nitm@icmr.gov.in
| director.nitm.bg@gmail.com | www.icmrnitm.res.in

F. No. :- 53/03/2023-NITM/BMS

Dated:- 14.07.2023

To

Dr. Subarna Roy,
Director,
ICMR-National Institute of Traditional Medicine (NITM),
Nehru Nagar, National Highway No. – 4,
Belagavi, Karnataka – 590010.

Sub:- Regarding Scientific Advisory Committee of ICMR-NITM, Belagavi.

Sir,

Reference letter No. ICMR-NITM/2023-24/SAC/114 dated 26.06.2023 on the above mentioned subject.

I am directed to inform you that the Director General, ICMR approved the members list of constitution of Scientific Advisory Committee of your institute which is as under :-

Sr. No.	Name and Address	Composition
1.	Prof. Bhushan Patwardhan	Chairman
2.	Dr. Girish Tillu	Member
3.	Dr. Rakesh Lodha, Pediatrics, AIIMS, New Delhi	Member
4.	Dr. AP Sugunan	Member
5.	Prof. Shivaprasad Gouder	Member
6.	Dr. Ramachandra S G	Member
7.	Dr. K Suresh Babu	Member
8.	Dr. Balaji Veeraraghavan	Member
9.	Dr. Rohini Handa	Member
10.	Dr. Binod K. Patro	Member
11.	Dr. Amulya Kumar Panda	Member
12.	Dr. Seema Sahay	Member
13.	Director RMRC, Bhubaneshwar	Member
14.	Director NIIR, Jodhpur	Member
15.	Ex officio State Officials (2)	Member

This has approval of the Competent Authority.

Yours faithfully

Digitally Signed by G S Sandhu
Date: 14-07-2023 11:01:
Reason: Approved

(G.S. Sandhu)
Sr. Administrative Officer
For Director-General

Copy to :-

1. Dr. Pramit Ghosh, Scientist – E & OSD of DG, ICMR.

Sr. Administrative Officer
For Director-General

HOME MAIL SEARCH NEWS CRICKET FINANCE WOMEN LIFE WEATHER MORE...

Find messages, documents, photos or people Advanced

Home

Compose

Inbox
Unread
Starred
Drafts
Sent
Archive
Spam
Deleted Items
Less

Views Hide
Photos
Documents
Subscriptions
Travel

Folders Hide
New folder
mik

From: Director NITM <director.nitm@icmr.gov.in>
Sent: 18 July 2023 11:03
To: sgoudar@jnmc.edu
Cc: Subarna Roy <roys@icmr.gov.in>
Subject: Scientific Advisory Committee of ICMR-NITM, Belagavi – reg.

Dear Sir,

I am happy to let you know that the Secretary, Department of Health Research & nominated you as a member of our Institute's newly constituted Scientific Advis conducts research in two verticals, one on diseases of National and regional Traditional and Integrative Medicine (from the Modern Medicine perspective).

We are excited to have the first meeting of this newly constituted committee, p projects prepared by scientists who joined this institute within the last three yea expertise, we will utilize your input in fine-tuning our research programs and priori

We shall get back to you soon with the tentative dates for the first meeting of this ne

The list of members of the SAC is annexed herewith for your kind reference.

Thanking you,

With kind regards,

Subarna Roy
Director
ICMR-National Institute of Traditional Medicine
Nehru Nagar, Belagavi - 590010
Phone: 0831-2475477, Fax: 2475479
http://www.icmrnitm.res.in

Gmail **Dept. of Surgery JNMC, Belagavi <hodsurgeryjnmc22@gmail.com>**

Fwd: Board of Studies Meeting

1 message

Shrishail Metgud <drshrishailmetgud2@gmail.com> Fri, May 26, 2023 at 5:15 PM
To: hodsurgeryjnmc22@gmail.com

---------- Forwarded message ---------
From: **Surgery [MAHE-KMC]** <surgery.kmc@manipal.edu>
Date: Wed, 15 Mar 2023, 10:55 am
Subject: Board of Studies Meeting
To: drshrishailmetgud2@gmail.com <drshrishailmetgud2@gmail.com>, Dinesh B.V [MAHE-KMC] <dinesh.bv@manipal.edu>, Badareesh L [MAHE-KMC] <badareesh.l@manipal.edu>, Sunil Krishna M [MAHE-KMC] <sunil.krishna@manipal.edu>, Vijayendra Kedage [MAHE-KMC] <vijayendra.kedage@manipal.edu>, Pavan Madhukar Bhat [MAHE-KMC] <pavan.bhat@manipal.edu>, Krishnananda Prabhu [MAHE-KMC] <krishnananda.prabhu@manipal.edu>, Arvind Kumar Pandey [MAHE-KMC] <arvind.pandey@manipal.edu>, Vishnu Sunil [MAHE-KMC] <vishnu.sunil@manipal.edu>, Shrikala Baliga [MAHE-KMCMLR] <shrikala.baliga@manipal.edu>, Ashfaque Mohammed [MAHE-KMCMLR] <ashfaque.m@manipal.edu>, Suresh Kumar Shetty [MAHE-KMCMLR] <suresh.shetty@manipal.edu>, Pramod Kumar [MAHE-KMCMLR] <kumar.pramod@manipal.edu>, Anand R [MAHE-KMCMLR] <anand.r@manipal.edu>, Mangala M Pai [MAHE-KMCMLR] <mangala.pai@manipal.edu>, Sharada Rai [MAHE-KMCMLR] <sharada.rai@manipal.edu>, Deepika C A [MAHE-KMCMLR] <deepika.ca@manipal.edu>, Ahris V F [MAHE-KMCMLR] <ahris.vf@manipal.edu>, Sunil Kumar Shetty [MAHE-KMCMLR] <sunil.shetty@manipal.edu>, Nawin Kumar [MAHE-MTMC] <nawin.kumar@manipal.edu>, MURALA SAI ROHITH REDDY - 210120001 <murala.reddy@learner.manipal.edu>, NIKITA CHAUHAN - 190101302 <nikita.chauhan@learner.manipal.edu>, SHRUTIK YADAV - 205501172 <shrutik.yadav@learner.manipal.edu>

Agenda points:

1. Welcome.
2. UG and PG Feedback-KMC Manipal & Mangalore.
3. UG Curriculum discussion.
4. PG Curriculum.
5. PG logbook
6. Discussion on CBME.
7. Any other agenda that may rise during the meeting

Microsoft Teams meeting

Join on your computer, mobile app or room device
Click here to join the meeting

EDUCATIONAL CME

Organised by

Indian Menopause Society (Belagavi Chapter)

Certificate of Participation

This certificate is awarded to

Dr. Anita Dalal

for having actively participated as **Faculty** in the Educational CME held on 23rd July 2023 at Belagavi.

Dr. Vanita Metgud
President, BGMS

1 IMS Credit Point

Dr. Shobhana Patted
Hon. Secretary, BGMS

Fwd: Session on Exercise and Nutrition Myths

Inbox
Search for all messages with label Inbox
Remove label Inbox from this conversation



Dr. Harpeet Kour Sun, Sep 24, 7:49 PM (13 hours ago)

to me

---------- Forwarded message ---------
From: **sushma patil** <sushmanavin@gmail.com>
Date: Sun, 24 Sept, 2023, 8:01 am
Subject: Session on Exercise and Nutrition Myths
To: <harpreetkour.kour@gmail.com>

Dear Dr Harpreet,

It was an immense pleasure and a privilege to have you at Sushruta Pranic healing center on 14th September to talk about Exercise and Nurtition myths,what we need to know.It was an amazing session with lots of insights and information about what to eat right.Though people are aware of the fact that exercise and a good diet are essential for better health,very few are well informed about the correct way to go about it.Everyone who attended the session are extremely happy and looking forward to having more sessions like this.Thank you.

With warm regards,
Sushma patil
Head of Sushruta Pranic healing and meditation center
Belgaum.

Sent from my iPhone

P Reply Forward

EDUCATIONAL CME

Organised by

Indian Menopause Society (Belagavi Chapter)

Certificate of Participation

This certificate is awarded to

Dr. Hema Patil

for having actively participated as **Faculty** in the Educational CME held on 23rd July 2023 at Belagavi.

Dr. Vanita Metgud
President, BGMS

1 IMS Credit Point

Dr. Shobhana Patted
Hon. Secretary, BGMS

EDUCATIONAL CME

Organised by

Indian Menopause Society (Belagavi Chapter)

Certificate of Participation

This certificate is awarded to

Dr. Farzanabegam Dharwad

for having actively participated as **Faculty** in the Educational CME held on 23rd July 2023 at Belagavi.

Dr. Vanita Metgud
President, BGMS

Dr. Shobhana Patted
Hon. Secretary, BGMS

3rd YUVA KSOGA GADAG CONFERENCE 2023

Organized By :Gadag obstetrics and Gynecological Society and Department of OBG, GIMS Gadag

Certificate of Attendance

This is to certify that

Dr. Anita Dalal

has Participated as a **FACULTY** in the **3rd YUVA KSOGA CONFERENCE, GADAG**

held on 5th & 6th August 2023.

The **ICOG** has granted **8** Credit Points for Delegate.

Dr. Vidya Thobbi	Dr. Rajshree Paladi	Dr. Laxmi Shrikhande	Dr. Ashok Kumar
President KSOGA	Hon. Secretary KSOGA	Chairperson ICOG	Hon. Secretary ICOG

Dr. Shashidhar Reshme	Dr. Jayashree A K	Dr. Shruti Bhavi Patil
Organising Chairman YUVA KSOGA 2023	Organising Chairman YUVA KSOGA 2023	Organising Secretary YUVA KSOGA 2023

3rd YUVA KSOGA GADAG

CONFERENCE 2023

Organized By :Gadag obstetrics and Gynecological Society and Department of OBG, GIMS Gadag

Certificate of Attendance

This is to certify that

Dr M B Bellad

has Participated as a **FACULTY** in the **3rd YUVA KSOGA CONFERENCE, GADAG**

The **ICOG** has granted **8** Credit Points for Delegate.

Dr. Vidya Thobbi President KSOGA	**Dr. Rajshree Paladi** Hon. Secretary KSOGA	**Dr. Laxmi Shrikhande** Chairperson ICOG	**Dr. Ashok Kumar** Hon. Secretary ICOG

Dr. Shashidhar Reshme Organising Chairman YUVA KSOGA 2023	**Dr. Jayashree A K** Organising Chairman YUVA KSOGA 2023	**Dr. Shruti Bhavi Patil** Organising Secretary YUVA KSOGA 2023



3rd YUVA
KSOGA GADAG
CONFERENCE 2023

Founded 1984

Organized By :Gadag obstetrics and Gynecological Society and Department of OBG, GIMS Gadag

Certificate of Attendance

This is to certify that

Dr. Yashita Pujar

has Participated as a **FACULTY** in the **3rd YUVA KSOGA CONFERENCE, GADAG**

held on 5th & 6th August 2023.

The **ICOG** has granted **8** Credit Points for Delegate.

Dr. Vidya Thobbi	Dr. Rajshree Paladi	Dr. Laxmi Shrikhande	Dr. Ashok Kumar
President KSOGA	Hon. Secretary KSOGA	Chairperson ICOG	Hon. Secretary ICOG

Dr. Shashidhar Reshme	Dr. Jayashree A K	Dr. Shruti Bhavi Patil
Organising Chairman YUVA KSOGA 2023	Organising Chairman YUVA KSOGA 2023	Organising Secretary YUVA KSOGA 2023

3rd YUVA KSOGA GADAG CONFERENCE 2023

Founded 1984

Organized By :Gadag obstetrics and Gynecological Society and Department of OBG, GIMS Gadag

Certificate of Attendance

This is to certify that

Dr. Manjunath Hukkeri

has Participated as a **FACULTY** in the **3rd YUVA KSOGA CONFERENCE, GADAG**

held on 5th & 6th August 2023. The Karnataka Medical Council has

The **ICOG** has granted **8** Credit Points for Delegate.

Dr. Vidya Thobbi President KSOGA	**Dr. Rajshree Paladi** Hon. Secretary KSOGA	**Dr. Laxmi Shrikhande** Chairperson ICOG	**Dr. Ashok Kumar** Hon. Secretary ICOG
Dr. Shashidhar Reshme Organising Chairman YUVA KSOGA 2023	**Dr. Jayashree A K** Organising Chairman YUVA KSOGA 2023	**Dr. Shruti Bhavi Patil** Organising Secretary YUVA KSOGA 2023	**Dr. Uma B R** Zonal Chairman KMC, Bangalore

FOGSI

CLINICAL RESEARCH COMMITTEE

EMERGENCY OBSTETRIC & CRITICAL CARE COMMITTEE KSOGA

CODE BLUE WEBINAR 12

10/07/2023 4.00-6.00PM



DR HRISHIKESH PAI
PRESIDENT FOGSI



DR MADHURI PATEL
SECETARY GENERAL
FOGSI



DR ALKA PANDEY
VICE PRESIDENT
FOGSI



DR SUREKHA TAYADE
CHAIRPERSON
CONVENOR
CRC FOGSI



DR BRAJBALA TIWARI
COORDINATOR
PRESIDENT INDORE



DR ANUPAMA DAVE
COORDINATOR
PROF MGMMC

Click Here To Register

CHIEF GUEST



DR MANDAKINI MEGH
PAST VICE PRESIDENT
FOGSI
PAST ICOG CHAIR

GUEST OF HONOUR



DR VIDYA THOBBI
PRESIDENT
KSOGA

TALK ON PERIMORTEM CAESEREAN SECTION



SPEAKER
PROF DR BEENU KUSHWAH
REWA



CHAIRPERSON
DR RAJSHREE PALADI
SECRETARY KSOGA



CHAIRPERSON
DR SUMAIYYA
FIRDOUS PATEL
BELAGAVI

DEMONSTRATION OF CPR & DEFIBRILLATOR



SPEAKER
DR SHRADDHA PATEL
DIRECTOR SKILL LAB



CHAIRPERSON
DR ROOPA PRAKASH
MYSORE



DR REKHA
RAJENDRAKUMAR
BANGALORE

PANEL ON NEAR MISS CASES IN OBSTETRICS



MODERATOR

DR V SUGUNA
BIJAPUR



DR REKHA R SHREESHAIL
SHIMOGA

PANELIST



DR SHOBHA V.SHYAVI
BAGALKOT



DR SUSHMA HP
HASSAN



DR HEMA S PATIL
BELAGAVI



DR SUREKHA HANDRAL
HAVERI



DR KAVERI KALABURGI



DR UMA B DESHMUKH
BIDAR



DR PRASHASTHI
CHICKMANGALUR



DR SUMA K B
MYSORE

MOC

DR SHOBANA PRIYA K
CRC



INDIAN MEDICAL ASSOCIATION (R)
Karnataka State Branch

IMA House, Near IMA Circle, A.V. Road, Bangalore - 560 018, Karnataka.
E-mail: imaksbpresident@gmail.com | Web : imakarnataka.in



IMA KSB Teacher's Day Award-2023

☆☆☆☆☆☆☆

This Certificate is Awarded to



Dr. Kiran S. Patil

of Belagavi on the eve of the IMA KSB Teacher's Day Celebrations held at Sri Siddartha Medical College Campus, Tumkur, in recognition and appreciation of his excellent academic performance and yeoman services as a teacher in building medical pupils to learn and develop their knowledge, capabilities, values, and attitudes.

Dr. Shivakumar B. Lakkol
President, IMA Karnataka State Branch

Dr. B.P. Karunakara
Hon. State Secretary, IMA-KSB

RAMAIAH | ADVANCED LEARNING CENTER

CERTIFICATE

This is to certify that **Dr Dinesh R Kale** has participated as Faculty in "Pelvic-Acetabular Course – Basic and Advanced" organised by Ramaiah Advanced Learning Center on 7, 8 and 9th of July, 2023.

Dr Sanjay C Desai
Director
Ramaiah Advanced Learning Center

Dr Ramesh Sen
Organising Secretary

ODISHA ORTHOPAEDIC ASSOCIATION

(A CHAPTER OF INDIAN ORTHOPAEDIC ASSOCIATION)

Regd. No.- 13205 / 49 of 1978-1979

(2023 - 2024)

IOA President's theme : "STRONG BONES STRONGER NATION"

President :
Dr. K. Saskar Rao
Mob : 93375 05511
E-mail : saskarrao1958@gmail.com

Hony Secretary :
Dr. Basanta Kumar Behera
Mob : 99378 05004
E-mail : basantaortho@gmail.com

Hony Treasurer :
Dr. Sakti Prasad Das
Mob : 94370 16874
E-mail : sakti2663@yahoo.com

President Elect :
Dr. R. N. Mohanty
Mob : 9437230250

Vice-President :
Dr. G. Amrit
Mob : 8480613051

Joint Secretary :
Dr. Rajesh Rana
Mob : 9090432353

Executive Members :
Dr. R. K. Mohapatra
Mob : 9437026360

Dr. B. N. Mohapatra
Mob : 8249989364

Dr. Tapan Ku. Satpathy
Mob : 9437090044

Dr. Kishore Panda
Mob : 9438087219

Editor :
Dr. N. C. Mohapatra
Mob : 9437126788

Chairman Academic Committee :
Dr. Santosh Rath
Mob : 95833 73285

Chairman Research Committee :
Dr. U. N. Mishra
Mob : 9437034322

Chairman Fellowship Committee :
Dr. Sanjay Ku. Das
Mob : 9437022566

Chairman Legal Committee :
Dr. N. C. Mahakul
Mob : 9437032032

To,

Dr. Dinesh Kale,
Professor, Department of Orthopaedics,
J N Medical College, Belgavi,
Karnataka.

Sub: Faculty invitation for the upcoming acetabulum cadaveric workshop at SCB Medical College, Cuttack on 23 July 2023.

Dear Sir,

On behalf of the organising committee, we request you to kindly participate as a faculty for the upcoming acetabulum cadaveric workshop at SCB Medical College, Cuttack on 23rd July, 2023.

We are looking forward to a positive response from your end.

Thanking you, Yours truly,

Dr. N.C. Mohapatra,
HOD, Department of Orthopaedics, SCB Medical College, Cuttack. Director,
Regional spinal injury centre, Cuttack.
Chairman, organising committee, Acetabulum cadaveric workshop.

Scanned with OKEN Scanner

OASISCON 2023

MANGALURU

22nd Annual Conference Of OASIS

Patron
Prof. M. Shantharam Shetty

Advisors
Dr. Ajith Kumar M
Dr. Bhaskaranand Kumar
Dr. Edward Nazarath
Dr. Jayaprakash Shetty B
Dr. Mahabala Rai.P
Dr. Mohanty S.P
Dr. Raghuveer Adiga K
Dr. R.M Shenoy
Dr. Ravindranath Rai H
Dr. Sharath K.Rao
Dr. Sripathi Rao P
Dr. Umananda Mallya P

Org. Chairman
Dr. N. Nithyanand Rao

Org. Secretary
Dr. B.Sachidanand Rai

Treasurer
Dr. Vikram Shetty

Co. Org. Secretary
Dr. Latheesh Leo
Dr. Siddharth M Shetty

Joint Org. Secretary
Dr. Shailesh Pai
Dr. Rizwan Ahmed

Committee Chairmen
Dr. Anil K. Bhat
Dr. Arif K.S
Dr. Deepak K. Rai
Dr. Imthiyaz Ahmed
Dr. Jagannath Kamath B
Dr. Jalaluddeen M. V
Dr. Kiran K.V. Acharya
Dr. K. R. Kamath
Dr. Ronald Menezes
Dr. Seetharam Rao. B
Dr. Shashiraj Shetty
Dr. Sudeep Shetty
Dr. Surendra U. Kamath

Dear Dr. Dinesh Kale
Greetings from OASISCON 2023, Mangalore.

The organizing committee of OASISCON 2023, Mangalore, cordially invites you to the "22nd Annual Conference of the Orthopaedic Association of South Indian States - OASISCON 2023" which is slated to be held from September 1-3, 2023 at Indiana Convention Centre, Mangalore, Karnataka. The Conference will provide a perfect platform for interaction among regional, national & international experts from reputed institutions, universities and medical schools across the globe.

On behalf of the organizing committee for OASISCON 2023, it is our pleasure to invite you as a Faculty in OASISCON 2023.

Title of the talk : - Pelvis & Acetabulum - Percutaneous fixation of acetabular fractures
Date of the Session: 09:35 - 09:42 on 03-09-2023
Please confirm your participation latest by 15th August 2023.

As per protocol of Orthopaedic Association of South Indian States, all faculty members are required to register for the conference. Further, the faculty must arrange for their own travel. The Local travel (including airport transfers) and accommodation shall be arranged by the organizing committee. Requesting you to inform your travel itinerary to arrange the same.

As a special gesture we have extended an early bird registration package for our faculty. Below is the faculty registration link.
https://oasiscon2023.com/registration-category/

We look forward to seeing you in Mangalore in September 2023.
With warm regards,

Dr. Anil Bhat
Chairman Scientific Committee
OASISCON 2023, Mangalore

Dr. B.Sachidanand Rai
Org. Secretary

Email : info@ oasiscon2023.com
Website : www.oasiscon2023.com

BOS

OVERSEAS CONFERENCE-

Bishkek,Kyrgyzstan 2023-
Sep 21st - Sep 25th

CERTIFICATE

This is to certify that

Dr. Dinesh Kale KMC No. 96972

has participated as ~~Delegate~~ / Faculty in the

BOS overseas conference 21-25 September
at Bishkek ,Kyrgyzstan

Dr Prof Raju KP
President BOS

Dr.Tyagaraj T.V
Co-Ordinator BOS

Dr.Basavaraj C M
Organising Secretary

Scanned with OKEN Scanner

NATIONAL PEDIATRIC AND FETAL CARDIOLOGY FORUM
PEDIATRIC CARDIOLOGY CHAPTER OF IAP



Dr Upendra Kinjawadekar
President IAP 2023



Dr G V Basavaraja
President Elect IAP 2023



Dr Remesh Kumar R
President IAP 2022



Dr Vineet Saxena
HSG CIAP 2022 & 23



CONGENITAL HEART DISEASE
WHEN AND HOW TO INTERVENE
GUIDELINES FOR CAREGIVER



SPEAKER
DR VEERESH MANVI



MODERATOR
DR NEERAJ AWASTHY

Go to diapindia.org/eventcalendar or click here

Saturday
1st July

Time
8 pm to 9 pm

If you are not able to view on the above link, please click here

Fwd: Pneumocare Link

Inbox
Search for all messages with label Inbox
Remove label Inbox from this conversation

t

tanmaya metgud 4:16 PM (15 minutes ago)

to me

---------- Forwarded message ---------
From: **Halyal, Vijay** <Vijay.Halyal@pfizer.com>
Date: Wed, 20 Sept 2023, 3:59 pm
Subject: Pneumocare Link
To: tanmaya metgud <tanmayametgud@gmail.com>

Hi Vijay
Please find the link for Pneumocare program with Dr Tanmaya Metgud

Sr. No.	Segment	Region Name	District	Initiator DBM	DBM Email ID	HCP Name	HCP Pfizer VEEVA code	Years of experience	HCP City/Territory	HCP Category (District/ National/Internatio nal Level)	Email ID	Mobile	DBM Phone number	Meeting Date (dd/mm/yy)	Starting Time (00:00 am/	MAP NO.	Audience link	Speaker link	Bit.ly for SMS for audience

															pm)				
340	Pedia	central	Bangalore-3	Saravana L	saravana.l@pfizer.com	Dr Tanmaya Metgud	03-106054182	15	Belgaum	District	tanmayametgud@gmail.com	9845395294	9663372514	21-Sep-23	3PM-4PM	MAPP-169426	https://webstream.streamcart.com/live/ped-210923-1	https://webstream.streamcart.com/presenter/view/rx1OfFBurn/EutVAfxfPE	https://bit.ly/44W2CTT

Vijay Halyal
1833791
Senior Healthcare Executive- Vaccines
Belgaum

गोंय विद्यापीठ
ताळगांव पठार
गोंय - ४०३ २०६
फोन: +९१-८६६९६०९०४८

Goa University
Taleigao Plateau, Goa - 403 206
Tel : +91-8669609048
Email : registrar@unigoa.ac.in
Website: www.unigoa.ac.in

(Accredited by NAAC)

GU/Acad–PG/53/BoS-Medicine&Allied/2023/ 379

Date: ~~/09~~/2023
4/10/23

ORDER

In accordance with the provisions under Ordinance OA-14, the Vice-Chancellor is pleased to constitute the Board of Studies in Medicine & Allied under the Faculty of Medicine, with the following members:

1) Dr. Jagadish Cacodcar - Chairperson
Professor & Head of Dept.
Department of Community Medicine
Goa Medical College
Bambolim Goa
Email: jkakodkar@hotmail.com
Mobile: 9823928743

2) Dr. Rakhi Ghodge - Member
Associate Professor
Department of Skin & VD
Goa Medical College
Bambolim Goa.
E-mail: Dr.rakhighodge@gmail.com
Mobile: 9822150305

3) Dr. Vaishali Joshi - Member
Professor & Head of Dept.
Department of Pediatrics
Goa Medical College
Bambolim Goa
E-mail: pediatricofficegmc@yahoo.com
Mobile: 0832-2495016

4) Dr. Uday Kakodkar - Member
Professor & Head of Dept.
Department of Pulmonary Medicine
Goa Medical College
Bambolim Goa
E-mail: udaykakodkar25@gmail.com
Mobile: 9422059348

5) Dr. Anar Khandeparkar - Member
Professor & Head of Dept.
Department of General Medicine
Goa Medical College
Bambolim Goa
E-mail: anar1662@gmail.com
Mobile: 9420979598

6) Dr. Shilpa Waiker - Member
Associate Professor & Head of Dept.
Institute of Psychiatry and Human Behaviour
Bambolim Goa
E-mail: shilpakerkar13@yahoo.co.in
Mobile: 9822267789

7) Dr. Gajanan S. Gaude - Member
Professor & Head of Dept.
Department of Respiratory/Pulmonary Medicine
Jawaharlal Nehru Medical College
Belgaum, Karnataka 590010
Email: gsgaude922@outlook.com
Mobile: 9448143994

8) Dr. Dnyanesh Kamble - Member
Professor
Department of Pediatrics
Jawaharlal Nehru Medical College
Belgaum, Karnataka 590010
Email: drdnyaneshk@gmail.com
Mobile: 9986981620

9) Dr. Andre V. Fernandes . - Member
Professor & Head of Dept.
Department of Forensic Medicine & Toxicology
Goa Medical College
Bambolim Goa
Email: andrevitor2611@gmail.com
Mobile: 9890942611

10) Dr. Nelly De Sa - Member
Department of Pediatrics
Cascade 1, Rich Builders Paradise
Alto St. Cruz, P. O.Bambolim Complex
Bambolim Goa 403202
Email: drnellygoa@gmail.com
Mobile: 8007542913

The Board of Studies shall carry out the functions and duties as prescribed under Ordinance OA-14 of the University.

The term of the Board shall be for a period of three years from the date of issue of this Order.

The members of the Board of Studies shall be entitled to claim TA/DA as admissible under the rules for attending the meeting of the Board.

27/09/2023
(Prof. V.S. Nadkarni)
REGISTRAR

To,
All the members concerned.
Copy to:
1) The Dean, Faculty of Medicine
2) Controller of Examinations.
3) AR(Colleges)
4) AR-Exam (UG)/(PG)/(Prof)

LEADING EDUCATIONIST OF INDIA AWARD

FOR EDUCATIONAL EXCELLENCE

Presented to

सत्यमेव जयते

DR.HARPREET KOUR

FOR HIS / HER OUTSTANDING CONTRIBUTION IN OVERALL EXCELLENCE

FOR INDIVIDUAL EXCELLENCE IN RECOGNITION OF

FLATTERING MERIT EXCELLENT PERFORMANCE & OUTSTANDING

CONTRIBUTION FOR THE PROGRESS OF THE NATION & WORLDWIDE

FOR THE YEAR 2023

Ravnish Wahi
General Secretary

FRIENDSHIP FORUM

STILLBIRTH
SOCIETY OF INDIA

Pre-conference Workshop
&
1st National Conference

Theme: Preventing Preventable Stillbirths

August 12 - 13, 2023

Punjab Medical Council
सत्यमेव जयते
PMC-1916

Certificate of participation

This is to certify that Dr SHIVAPRASAD S. GOUDAR

participated as Faculty/Delegate in **Pre-conference Workshop & 1st National Conference** *organized by Stillbirth Society of India & Department of Obstetrics & Gynecology, Postgraduate Institute of Medical Education and Research, Chandigarh*

(08 Credit Hours from PMC vide letter No. PMC/CME/2023/2641 Dt. 28-06-2023)

Dr. Vanita Suri Patron	**Dr. Neelam Aggarwal** Org. Chairperson	**Dr. Sujata Siwatch** Org. Secretary	**Dr. Bharti Sharma** Org. Secretary	**Dr. Vijay Kumar** Observer PMC







A very thought provoking 1st National Conference of Stillbirth Society of India on "Preventing Preventable Stillbirths" organised by the Department of Obstetrics and Gynecology PGIMER Chandigarh on August 12-13, 2023. Privileged to be part of the panel discussion on "Policy to Implementation" and sharing the experiences of JNMC Women's and Children's Health Research Unit -

Reg No: 1042

Epidemiology Foundation of India

2023

Certificate of Contribution

This is to certify that

Dr. Mubashir Angolkar

Karnataka - Jawaharlal Nehru Medical College, Belgaum

has delivered ***Expert Talk*** *during Scientific Session*

Health Seeking Behaviour (HSB) - III

in EFICON 2023 on (30th Sep - 1st Oct 2023)
at Goa Medical College, Bambolim, Goa 403202

08 CME Credit hours has been accredited by Goa Medical Council
Vide - Ref: GMC/21/Accr/2023/699 Date: 22-09-2023

Dr. Umesh Kapil	Dr. Ashok Bhardwaj	Dr. Jagdish A Cacodcar	Dr. Pradeep Aggarwal
President	Vice-President	Organizing Chairperson	Secretary
Epidemiology Foundation of India	Epidemiology Foundation of India	EFICON-2023	Epidemiology Foundation of India

https://efi.org.in/ epifindia@gmail.com +91 98372 15747

Scanned with ACE Scanner

ISACON
South Zone 2023
MYSORE

ISA
Indian Society of Anaesthesiologists
Eternal Vigilance

Indian Society of Anaesthesiologists 1947 75 2022 PLATINUM JUBILEE

INDIAN SOCIETY OF ANAESTHESIOLOGISTS KARNATAKA STATE BRANCH

38TH ISA ANNUAL SOUTH ZONE CONFERENCE & 37TH ANNUAL STATE CONFERENCE OF KARNATAKA

HOSTED BY : ISA KARNATAKA STATE **ORGANIZED BY : ISA MYSURU CITY BRANCH**

VENUE : NEW LIBRARY COMPLEX, MYSORE MEDICAL COLLEGE CAMPUS

Certificate

This is to certify that

DR RAJESH MANE

has attended and participated as a Faculty/ Chairperson during the Conference, "SZISACON 2023" held in Mysore from 12th to 13th August 2023.

We appreciate your contribution to the success of this conference.

Dr. Gurulingappa A Patil
President
ISA KARNATAKA

Dr. Shivakumar M C
Hon. Secretary
ISA KARNATAKA

Dr. Usha Devi R
Organizing Chairman

Dr. Manjula B P
Organizing Co-Chairman

Dr. H G Manjunath
Organizing Secretary

Dr. Archana K N
Scientific Committee Chairman

Dr. Dinesh G
Scientific Committee Chairman

1171

Deccan Psychiatric Association

Trust No. F-0013022(SNG)

CME FOR POST GRADUATE STUDENTS IN PSYCHIATRY CERTIFICATE

This is to certify that Dr. BHEEMSAIN TEKKALAKI.
has attended "CME for Postgraduate Students in Psychiatry" organised by Deccan Psychiatric Association as ~~Delegate~~/Resource Person at Sayaji Hotel Kolhapur no Sunday 10th September2023.

Dr. Sandesh Patil	Dr. Padmaraj Patil	Dr. Rakesh Belgudri
President DPA	Secretary DPA	Treasurer DPA

ರಾಣಿ ಚನ್ನಮ್ಮ ವಿಶ್ವವಿದ್ಯಾಲಯ
ವಿದ್ಯಾಸಂಗಮ, ಬೆಳಗಾವಿ - 591156

RANI CHANNAMMA UNIVERSITY
VIDYASANAGAMA, BELAGAVI - 591156

SCHOOL OF SOCIAL SCIENCES
DEPARTMENT OF SOCIAL WORK

Website: www.rcub.ac.in Email Id.: mswrcu@gmail.com Cell: 9036948843

Date: 21/09/2023

To,

Dr. Bheemsain V. Tekkalaki
Associate Professor of Psychiatry
Jawaharlal Nehru Medial College, Belagavi.

Respected Sir,

Sub: Gratitude for having been the Resource Person – reg.

With reference to the above, we wish to express our heartfelt gratitude to you for having been the Resource Person for the Workshop on "Role of Social Workers in the Prevention of Suicide" as part of "World Suicide Prevention Day – 2023" for our staff and students organized by the Department of Social Work in association with 'Astitva' – Alumni Association of the Department of Social Work in Lecture Hall 10, Rani Channamma University, Belagavi on 8th September 2023.

We wish to also bring to your kind notice that all the participants of the Workshop have unequivocally expressed their appreciation to you for making the session highly participative and effective.

We request you to kindly continue to support us in our future endeavours as well.

Thank you.

Yours faithfully,

21/09

(Dr. Ashok Antony D'Souza)

Convenor of the Workshop



33RD ANNUAL CONFERENCE OF IPS-KC

"CONSULTATION LIAISON PSYCHIATRY"

HOSTED BY: DEPARTMENT OF PSYCHIATRY, B.V.V.SANGHA'S S. NIJALINGAPPA MEDICAL COLLEGE, HSK HOSPITAL & RC, NAVANAGAR, BAGALKOTE

UNDER THE AEGIS OF INDIAN PSYCHIATRIC SOCIETY - KARNATAKA CHAPTER (IPSKC)

Certificate of Participation

This is to certify that

Dr. Bheemsain Tekkalaki

has Judged a Scientific Session in **KANCIPS 2023**

held at Centenary Auditorium, S N Medical College, Navanagar,

Bagalkote on 11th - 13th August 2023.

Dr. N M Patil	Dr. Harsha G T	Dr. Narayan R Mutalik	Dr. Harish D Kulkarni
President	Hon. Secretary	Organising Chairman	Organizing Secretary
IPS-KC	IPS-KC	KANCIPS 2023	KANCIPS 2023

26th Annual Congress of
Cosmetic Dermatology Society (India)

COSDERMINDIA 2023

4th - 6th, August 2023
Taj Resort & Convention Centre, GOA, India

CERTIFICATE OF PARTICIPATION

This is to certify that

Dr. Bhavana Doshi

has attended & participated as a **FACULTY** in

COSDERMINDIA 2023

held between 4th-6th August 2023 at Taj Resort & Convention Center, Goa, India.
Goa State Medical Council has granted **8 (Eight)** credit hours to the **Faculty** as per
(vide no. GMC/21/Accr/2023/555 dated 21/07/2023)

Dr. Amala Kamat
Organizing President

Dr. Anurag Tiwari
Organizing Vice-President

Dr. Amit Luthra
Organizing Secretary

Dr. Priti Shenai
Joint Organizing Secretary

Dr. Bhavini Lodaya
Scientific Chair

Dr. Neetu Rajdeo
Workshop Chairperson

Dr. Ginni Chhabria
Workshop Chairperson

Heart Failure Foundation

HFF CONCLAVE 2023

22nd & 23rd July 2023, Bengaluru

Endorsed by HFSA

Certificate

awarded in appreciation to

Dr. Richard Saldanha

for his contribution and participation as a Faculty at the

3rd Conclave on Advanced Heart Failure and Transplantation

conducted by Heart Failure Foundation on 22nd & 23rd July 2023 at Bengaluru.

Karnataka Medical Council has granted 04 Credit Hours
(Vide Letter No. K.M.C. / C.M.E. / 0101 /2023 Dated: 05-06-2023)

Dr. Karthik Vasudevan *Course Director*	*Dr. Nagamalesh U M* *Course Director*	*Dr. Julius Punnen* *Course Director*	*Dr. Bagirath R* *Course Director*


B L D E
(DEEMED TO BE UNIVERSITY)
BLDE
(DEEMED TO BE UNIVERSITY)
SHRI B. M. PATIL MEDICAL COLLEGE, HOSPITAL & RESEARCH CENTRE, VIJAYAPURA-586103
GUEST LECTURE ON
PERSPECTIVE OF CARDIOVASCULAR DISEASE IN NORTH KARNATAKA
By
DR. RICHARD SALDANA
Chief Cardio Thoracic Surgeon,
KLE Hospital & MRC Belagavi
5th August 2023
11:30 AM
Auditorium,
Library Building

CHAIRPERSON CERTIFICATE

IMA
BELGAUM CME
3rd &4th June 2023

This is to certify that

DR. SAMEER AMBAR

Has chaired a scientific session
conducted at the
IMA BELGAUM CME 2023 held on
3rd and 4th of June 2023 at Belagavi.

Dr. Swapna Mahajan
President IMA, Belagavi

Dr. Sanjay Porwal
CME Chairman

Dr. Hemant Koujalgi
Secretary IMA, Belagavi

Time Slot	Programme Schedule
9:30 AM - 10:00 AM	**Registration**
10:00 AM - 10:30 AM	**Inauguration**
10:30 AM - 11:30 AM	**Dr. Ranga Reddy Burri** (Keynote Address) President, Infection Control Academy and Honorary Professor University of Hyderabad
11:30 am – 11.45 AM	**Tea Break**
11:45 AM – 12:45 PM	**Dr. Laxmi Deshpande** (Talk) Assistant Professor, Dept. of Microbiology, JN Medical College, Belagavi
12:45 am – 1:45 PM	**Working Lunch Break**
1:45 pm - 2:45 PM	**Dr. Siva Kumar Shanmugam** (Talk) Scientist D and Head Bacteriology, ICMR-National Institute for Research in Tuberculosis, Chennai
2.45 pm-3.45 PM	**Miss. Karen Adler** (Talk) Leicester Centre for Phage Research, Department of Genetics and Genome Biology, University of Leicester, UK
3:45 pm – 4.15 PM	**Valedictory and Certificate Distribution**
4.15 pm onwards	**High Tea**

Scan the QR Code for Registration:

Registration fees:

KAHER Participants: Rs 200

Non-KAHER Participants: Rs 250

Spot Registration: Rs 300

Note: Amount should be Paid in CASH only during registration on the day of Seminar

Contact:
Program coordinator:
Dr. Madhavi Patil,
Scientist Grade I, Dr. Prabhakar Kore Basic Science Research Centre [BSRC],
KAHER, Nehru Nagar, Belagavi
Mobile: 9822032173, 9881932873
Office: 0831 2444122
Email: research@kledeemeduniversity.edu.in

KLE Academy of Higher Education and Research [KAHER],

[Accredited 'A+ Grade' by NAAC – 3rd cycle]

National Seminar

on

Defying the Unseen Foe: Understanding Antimicrobial Resistance

Organized by

Dr. Prabhakar Kore Basic Science Research Centre [BSRC],
KLE Academy of Higher Education and Research [KAHER],
Nehru Nagar, Belagavi - 590 010, Karnataka.



On
November 21st, 2023
At

Prosthodontics Gallery Hall,
Ground floor, V. K. Institute of Dental Sciences, KAHER,

Belagavi

USM KLE
UNIVERSITI SAINS MALAYSIA KLE SOCIETY INDIA

AFPI
Academy of Family Physicians of India
KARNATAKA

THE SPICE ROUTE
AFPI

DEPT. OF FAMILY MEDICINE USM-KLE
DELEGATE

Certificate

RIGHT TIME RIGHT PLACE RIGHT CARE
RRR

This is to certify that

Dr. Sunesh Patted

bearing Reg. No. _____ Registered with Karnataka Medical Council.

has participated as Delegate/Faculty in

AFPICON 2023 CME Programme held on 5/8/2023 and 6/8/2023.

Karnataka Medical Council has granted 4 Credit hours for Delegate/Faculty,

Vide Letter No. 3424 Date-30/6/2023

Dr Geeta Pangi Organising Chair	**Dr Smruti Haval** Organising Secretary	**Dr Ramakrishna Prasad** President-AFPI Karnataka	**Dr Hashapriya** Secretary- AFPI Karnataka

drpatted suresh
to me

Sent from Yahoo Mail on Android

----- Forwarded message -----

From: "Imaging and Physiology Council of India" <imagingpci@gmail.com>

To: "Suresh Patted" <drpatted@yahoo.com>

Cc:

Sent: Tue, 1 Aug 2023 at 19:06

Subject: IPCI 2023 - Commitments

Dear Dr Suresh Patted,

Greetings from Imaging & Physiology Council of India !

Thank you for accepting our invitation as **Faculty** to the IPCI 2023 meeting to be held on **11, 12 & 13** of **August** 2023 at **Hotel ITC Grand Chola**, Chennai.

Please find below your commitments for the meeting:

Date: 12th August 2023	**Hall**: B	**Role**: Judge
Session: Calcified lesion intervention		**Time**: 10:00 AM - 11:30 AM

The organising committee will take care of your travel, stay and local hospitality. Our travel agent - Dhanhind will get in touch with you for your tickets.

Looking forward to seeing you at IPCI.

Kind regards,

Course Directors – IPCI 2023

IMAGING & PHYSIOLOGY COUNCIL OF INDIA

6th National Meeting on Imaging & Physiology 2023

11th - 13th August 2023
ITC Grand Chola, Chennai

Dear Dr. Sanjay C Porwal,

Greetings from iPCI Chennai 2023!!

On behalf of the course directors, we are happy to have you as a part of the iPCI 2023 faculty.

Your **Final Scientific Commitments** for the meeting are as follows:

Day - 2 (12-08-2023), Hall B

08:30 AM to 10:30 AM **Session 1 - Acute Coronary Syndrome**

Role: Judge



Your stay arrangements are made at **ITC Grand Chola, Chennai and airport transfers have also been arranged.**

Please find the **Speaker and Chairperson Instructions, Preview Room Guidelines, Slide Template and the Scientific Agenda** attached in this email for your reference.

In case of any query, please feel free to reach out to us at ipcichennai@gmail.com

SCIENTIFIC SYMPOSIUM

Date: 24/08/2023

SPEAKER
Dr. Sanjay C Porwal
Professor & Interventional Cardiologist
Dept. of Cardiology
KLE's Dr. Prabhakar Kore Institute of Medical Sciences, Belgaum.

Chairperson
Dr. Suresh V Patted
HOD. Dept. of Cardiology
KLE's Dr. Prabhakar Kore Institute of Medical Sciences, Belgaum.

TOPICS OF THE EVENT

TOPIC
Emerging Therapies in Lipid Lowering Agents:
Bempedoic Acid.

VENUE

Hotel UK 27 The Fern, Belgaum.
Date: 24/08/2023
Time – 7:00PM – 09:30PM
Followed by Dinner...

AZURA
Life Sciences
a SUN PHARMA division

SCIENTIFIC SYMPOSIUM

Date: 24/08/2023

SPEAKER
Dr. Sanjay C Porwal
Professor & Interventional Cardiologist
Dept. of Cardiology
KLE's Dr. Prabhakar Kore Institute of Medical Sciences, Belgaum.

Chairperson
Dr. Suresh V Patted
HOD. Dept. of Cardiology
KLE's Dr. Prabhakar Kore Institute of Medical Sciences, Belgaum.

TOPICS OF THE EVENT

TOPIC
Emerging Therapies in Lipid Lowering Agents:
Bempedoic Acid.

VENUE

Hotel UK 27 The Fern, Belgaum.
Date: 24/08/2023
Time – 7:00PM – 09:30PM
Followed by Dinner...

AZURA
Life Sciences
a SUN PHARMA division

Narayana Hrudayalaya Health Organization invites all Delegates for Virtual CME

"Complex Coronary Summit 5.0"

Day 1 - 22nd September 2023 | **Day 2 - 23rd September 2023**

Time	Topic	Presenter	View
Moderator: Dr. Sanjay C Porwal Expert Panel: Dr. C. B. Keshavamurthy			
07:00 - 07:05 pm	Welcome Note	Dr. Vineet Sankhla	Scheduled
07:05 - 07:45 pm	TAVR - Live in Box	[Operator: Dr. Sanjay Mehrotra, NH Main]	Scheduled
07:45 - 07:55 pm	Case discussion by Panel		Scheduled
07:55 - 08:05 pm	CasePresentation 1	Dr. Gowtham H G	Scheduled
08:05 - 08:15 pm	CasePresentation 2	Dr. Samir Kabba	Scheduled
08:15 - 08:25 pm	CasePresentation 3	Dr. Sanjay Vaghani	Scheduled
08:25 - 08:45 pm	Panel Discussion and Q/A session & Moderator Address - Sesson Conclusion		Scheduled

INDIAN MEDICAL ASSOCIATION

BELGAUM BRANCH

IMA House, Club Road, BIMS Hospital Compound, Belagavi - 590 001

imabelagavi@gmail.com

Registration No. DRBG/SOR/69/2018-2019

SECRETARY	PRESIDENT	TREASURER
Dr. HEMANT V. KOUJALGI	Dr. SWAPNA MAHAJAN	Dr. BASAVARAJ BIJJARGI
Cell : 9845619112	Cell : 9480327755	Cell : 9844194762

IMM PAST PRESIDENT	1ST VICE PRESIDENT	2ND VICE PRESIDENT
Dr. Mrs. RAJASHRI. ANAGOL	Dr. R. B. ANAGOL	Dr. SACHIN MAHULI

CME Chairman
Dr. Sanjay Porwal

Co-Chairman
Dr. Smita Koujalgi

Joint Secretary
Dr. S. G. Wagle

Central Council Member
Dr. V. B Yalburgi
Dr. Suchitra Latkar
Dr. B. G. Halgekar
Dr. Anjali Halgekar
Dr. S. B. Kulkarni
Dr. Milind Halgekar
Dr. Rajashri Anagol

State Council Member
Dr. Anil Patil
Dr. Jayant Kaddu
Dr. D. V. Gizare
Dr. Suraj Joshi
Dr. R. G. Viveki
Dr. Raju Nayak
Dr. P. N. Shigli
Dr. V. B Jadhav
Dr. K. L. Achrekar
Dr. S. N. Dhamankar
Dr. C. T. Shravage
Dr. D. P. Wagale
Dr. M. L. Tukkar
Dr. Santosh Shinde

Catering Committee
Dr. Savita Kaddu
Dr. Aruna Mahendrakar

HBI/IMA Task Force
Dr. Devagouda I.
Dr. Sayak Dana
Dr. B. H. Metgud
Dr. Zubin Ruttonji
Dr. Manoj Patil
Dr. Irrangouda Patil
Dr. Vijay Chavan
Dr. D. V. Gizare
Dr. Raviraj Ghorpade
Dr. Abhinandan Hanji
Dr. P. S. Ponde
Dr. Ramesh Tejannavar
Dr. Laxmikant Tukkar
Dr. Anil Mahajan
Dr. Vijay Pujar
Dr. Rajesh Latkar
Dr. Milind Halgekar
Dr. Madhav Prabhu
Dr. Santosh V. Patil
Dr. Anil B. Patil
Dr. Savita Kaddu
Dr. Ravi Patil
Dr. S. Y. Kulgod
Dr. Sanjay Porwal
Dr. Shripati Pise
Dr. Rohit Joshi
Dr. Sachin Mahuli
Dr. Mallangouda N. Patil

Sports Committee
Dr. Santosh Kurbet
Dr. Darshan Rajput
Dr. Santosh Tamgound
Dr. Prabauraj Bali

Cultural Committee
Dr. R. G. Viveki
Dr. Rajesh Latkar
Dr. Sushrut Kamoji

Building Committee
Dr. Anil Pote
Dr. Sajid Tebhla
Dr. Rajesh Latkar

IMA P.R.O. Committee
Dr. Santosh Shinde
Dr. Neeta Deshpande
Dr. B. S. Baliga

IMA Working Committee
Dr. Sameer Kutre
Dr. Sameer Ambar
Dr. Satish Jakati
Dr. Raju Mahendrakar
Dr. Dinanath Patil
Dr. Vibhav Manjarekar
Dr. Alpesh Toprani
Dr. Vijay Patil
Dr. H. M. Patil
Dr. K. N. Hulkatti
Dr. S. N. Bhandurge
Dr. Swapnil Pattanshetti
Dr. Someshekhar Gurannavar
Dr. Shrinivas Badiger
Dr. Bhimashankar Gajare
Dr. Asawari Sant
Dr. Satish Bagewadi
Dr. Ajaykumar B. Patil
Dr. Ashok Patil
Dr. Arun S. Patil
Dr. [illegible] Kulkarni
Dr. Manjunath Shivagunimath
Dr. Mahantesh Mudakavimath

Ladies Wing
Mrs. Sneha Gajare, Chairman
Mrs. Vanita Halgekar, Secretary

Date : 20/07/2023

To,

The Secretary
The Tilakwadi Club,
Belagavi.

Subject : Request for reservation of Tilakwadi Club for IMA Annual Sports day.

Respected Sir,

We from the administration of IMA Belgaum request you to reserve the following halls for the Annual Sports day, IMA Belagavi on 30/07/2023 from 8:00am to 5:00pm for all the IMA members and their children. Sports will be accompanied by breakfast and lunch.

1) Badminton hall
2) Table Tennis room
3) Carrom hall
4) Dining room for the annual sports day to be conducted in Tilakwadi Club on 30/07/2023.

Dr. Swapna Mahajan
President
IMA Belagavi

Dr. Hemant Koujalgi
Secretary
IMA Belagavi

Special Advisors

Dr. R. A. Kutre
Dr. Prakash G. Patil
Dr. V. B. Jadhav
Dr. Meena D. Patil
Dr. P. R. Malur
Dr. A. S. Devangavi
Dr. S. M. Raikar
Dr. Z. F. Hafiz

Ladies Wing

Dr. Vaishali Patil
Dr. Ujjawal Halgekar
Dr. Anita Bhandurge
Dr. Meenal Joshi
Dr. Meenal Manjrekar
Dr. Rohini Kolari
Dr. Smita Badiger
Dr. Sheetal Porwal
Dr. Aruna Mahendrakar
Dr. Neeta Deshpande
Dr. Neha Kulkarni
Dr. Rupali Shinde
Dr. Sheetal Ambar
Dr. Swapna Desai
Dr. Asawari Sant
Dr. Sonal Dhamankar
Dr. Rupali Toprani
Dr. Anita Umadi
Dr. Radhika Wagle

manipalhospitals
LIFE'S ON

KAPRAS

Manipal Hospital Old Airport Road
in association with
Karnataka Association of Plastic Reconstructive & Aesthetic Surgeons
3rd Annual Conference of Karnataka Association of Plastic,
Reconstructive and Aesthetic Surgeons

KAPRASCON '23

26th, 27th August, 2023

Certificate

This is to certify that

Dr. RAJESH SHANKAR POWAR has Participated as "QUIZ MASTER"

Faculty/Chairperson/Presenter/Delegate in **"KAPRASCON`23"** Programme,

held on 26th & 27th of August, 2023, organized by

Manipal Hospital Old Airport Road, Bengaluru.

Anantheswar. Y.N.
President - KAPRAS
Dr. Anantheswar Y N
Consultant - Plastic Reconstructive & Cosmetic Surgery

Srikanth V
Organising Secretary
Dr. Srikanth V
Consultant - Plastic Reconstructive & Cosmetic Surgery

Scientific Committee Chairman
Dr. Ashok B C
Consultant - Plastic Reconstructive & Cosmetic Surgery

Joseph
Scientific Committee Chairman
Dr. Vijay Joseph
Consultant - Plastic Reconstructive & Cosmetic Surgery

manipalhospitals
LIFE'S ON

KAPRAS

Manipal Hospital Old Airport Road
in association with
Karnataka Association of Plastic Reconstructive & Aesthetic Surgeons
3rd Annual Conference of Karnataka Association of Plastic,
Reconstructive and Aesthetic Surgeons

KAPRASCON '23

26th, 27th August, 2023

Certificate

This is to certify that

DR. DARSHAN RAJPUT

has Participated as Faculty/Chairperson/Presenter/Delegate

in **"KAPRASCON `23"** Programme, held on 26th & 27th of August, 2023,
organized by Manipal Hospital Old Airport Road, Bengaluru.

President - KAPRAS
Dr. Anantheswar Y N
Consultant - Plastic Reconstructive & Cosmetic Surgery

Organising Secretary
Dr. Srikanth V
Consultant - Plastic Reconstructive & Cosmetic Surgery

Scientific Committee Chairman
Dr. Ashok B C
Consultant - Plastic Reconstructive & Cosmetic Surgery

Scientific Committee Chairman
Dr. Vijay Joseph
Consultant - Plastic Reconstructive & Cosmetic Surgery

IMA SOUTH ZONE GPCON 2023

"Connecting Minds to Empower Primary Care"

Hosted by : **IMA CGP GADAG BRANCH**

Under Guidance of IMA KSB (CGP)

26th and 27th August 2023

National IMA J.t Secretary CGP :
Dr. Pavankumar Patil

Organising Chairman :
Dr. Pyarali Noorani

Organising Secretary :
Dr. Shridhar Kuradagi

Hon Treasurer
Dr. R. T. Patil

President IMA Gadag :
Dr. V. S. Hosmath

Secretary IMA Gadag :
Dr. Saleem A. Jamadar

Registeration Committee :
Dr. Guruprasad N.
Dr. G. S. Palled
Dr. Shivaprakash Neelgund

Catering Committee :
Dr. Mohan Kuradagi
Dr. Rahul Shirol
Dr. Krishnareddy N.

Banquet Committee :
Dr. Vijaykumar Sajjanar
Dr. Veeresh Hanchinal
Dr. Siddharath

Accommodation Committee :
Dr. P. D. Kalolgi
Dr. Kunal Allolli
Dr. Ganga Allolli
Dr. Rashmi Patil

Tour n Travel Committee :
Dr. B. R. Basavaraddi
Dr. Avinash Odugoudar
Dr. Jayraj Patil

Stalls & Sponsors Committee :
Dr. Dhanesh Desai
Dr. Saleem Jamadar
Dr. Tukaram Sori

Entertainment Committee :
Dr. Radhika Kulkarni
Dr. Sunita Kuradagi
Dr. Shruti Bhavi Patil
Dr. Shridhar Kuradagi
Dr. G. S. Palled

Scientific Committee :
Dr. Uday Kulkarni
Dr. Sanjeev Joshi
Dr. Shivangouda J.
Dr. Ajay Raju

Finance Committee :
Dr. Ajay Raju
Dr. V. S. Hosmath
All main office bearers

Stage Committee :
Dr. Aravind K.
Dr. Pratik Khona
Dr. Samatha
Dr. Radhika Ballary

Printing Committee :
Dr. S. V. Reshme
Dr. Bharath Bidinahal
Dr. Ramesh Mayappanavar

To **22-08-2023**

Dr Pradeep Gouder
Belagavi

Sub- Guest Lecture at South zone IMA CGP (College of General Practitioners) conference: Reg

Respected Sir

Sir as you are aware that IMA Gadag in association with National and State IMA CGP wing are hosting South zone IMA CGP (College of General Practitioners) conference at Gadag on 26-08-2023 Saturday and 27-08-2023 Sunday. This is a proud moment for Gadag as it is happening for the first time in Karnataka state and that too in Gadag. Around 800-1000 delegates from southern states (Karnataka, Andhra Pradesh, Telangana, Tamil Nādu, Kerala) would be attending the conference.

Many thanks for accepting our invitation to deliver Lectures for IMA-CGP SOUTH ZONE CONFERENCE**.**

The Schedule of Guest Lecture is mentioned below.

Date	Time	Topic
26.08.2023 (Saturday)	**10.00 am to 10.25 am**	**Basics in interpreting chest x ray**

Regards

Dr Pyarali Noorani
Organizing Chairman

Day 1 (26th August 2023, Saturday)

8 AM TO 9 AM REGISTRATION AND BREAKFAST

SN	Time	Topic	Speakers	Chairpersons
1	9 am to 9 .25 am	Topical steroid misuse in routine practice	Dr Veeresh Dyavannavar	Dr Solomon C Dr Venktesh Karanth
2	9.30 am to 9.55 am	Auscultation? Forgotten tool in medicine	Dr Kushal Godkhindi	
3	10.00 am to 10.25 am	Basics in interpreting chest x ray	Dr Pradeep Gouder	
	10.30 am to 11.00 am	**Inauguration of Scientific Program**		
4	11.00 am to 11.25 am	Common Colorectal Problems	Dr Ravi Wankhedkar	Dr G B Bidnihal Dr Ganesh Kundapur
5	11.30 am to 11.55 am	Robotic Surgeries in Ophthalmology	Dr Srinivas Joshi	
6	12.00 Noon to 12.25 pm	Non variceal GI bleed	Dr Preetam Hurkadli	
7	12.30 pm to 12.55 pm	Systemic therapy in solid cancers	Dr Swarathika Majumdar	Dr Jagadish Shirol Dr Dhanesh Desai
8	01.00 pm to 01.25 pm	Complex Aortic Surgeries in Adult & Paediatrics	Dr Praveen Tambrallimath	
	01.30 pm to 02.15 pm	**Lunch**		
9	02.15 pm to 02.40 pm	Relaxation between busy practice	Dr Prashant Katkol	Dr Sanjeev Joshi Dr Vinay Mastannanavar
10	02.45 pm to 03.10 pm	Overview of Behavioural Addiction: Focus on gaming and mobile Addiction	Dr Sudheendra Huddar	
11	03.15 pm to 03.40 pm	Interventional management of acute strokes	Dr Anirudh Vilas Kulkarni	
12	03.45 pm to 04.10 pm	Management of Parkinsons and Movement Disorder	Dr Praveen Sharma P	Dr Sunita Gadag Dr N B Patil
13	04.15 pm to 04.40 pm	Puberty Issues	Dr Saroja Bhairi	
14	04.45 pm to 05.10 pm	Antihypertensives	Dr Padma	
15	05.15 pm to 6.00 pm	Panel Discussion Day today problems in medical practice	Dr Ravi Wankhedkar, Dr Madhusudan Kariganur, Dr Vivek Dorai, Dr Shivakumar Kumbar , Dr Shitij Bali, Dr Rajan Sharma	
	7.30 pm onwards	Banquet and Entertainment		

Day 2 (27th August 2023, Sunday)

8 AM TO 9 AM REGISTRATION AND BREAKFAST

SN	Time	Topic	Speakers	Chairpersons
16	9 am to 9.25 am	Multimodality Approach in Cancer Surgery: Converting the Inoperable to Operable.	Dr Prabhu Nesargikar	Dr Ajay Raju Dr Mahantesh Patil
17	9.30 am to 9.55 am	Bone marrow transplantation	Dr Mallikarjun Kalashetti	
18	10.00 am to 10.25 am	Documentation	Dr Dinesh Takre	
	10.30 am to 11.55 am	**Inauguration of IMA National HQS South Zone CGP Conference**		
19	12.00 Noon to 12.25 pm	MAKO Robotic assisted orthopaedic replacement surgeries	Dr Lokesh A Veerappa	Dr Prakash Sankanur Dr P Maragi
20	12.30 pm to 12.55 pm	Doctors to be future ready	Dr Kunal Joshi	
21	01.00 pm to 01.25 pm	Approach to unconscious patients	Dr Guruprasad N	
	01.30 pm onwards	**Valedictory & Lunch**		

CALPLAST 2023

Exam CME and Case Discussions in Plastic Surgery

CERTIFICATE

This is to certify that Dr.....RAJESH.....POWAR.....

has participated as a Delegate/ Faculty at CALPLAST 2023

conducted by the Department of Plastic & Reconstructive Surgery, Government Medical College, Kozhikode, held on 19th and 20th of August,2023 at Kozhikode

Accredited by the Travancore-Cochin Medical Council for 2.5 CME hours(CI - 16219/2023/MC/CME)

Dr.U R Nandakumar	Dr.Ranjith Satyan	Dr.Praveen N	Dr.Anu Anto Kallerey
Patron	Organising Chairman	Organising co-Chairman	Organising Secretary

AESTHETICS

Learning from Each Other

Certificate of Partcipiation

This is to certify that

Dr. Binita Nishant Mallapur

participated as Faculty / Chairperson / Delegate in the "**Aesthetics 2023 - Learning From Each Other**" held at India Habitat Centre, New Delhi from 18th - 20th August 2023.

DR. SANJIV KANDHARI	DR. S. S. SAHA	DR. HEMA PANT	DR. RAKESH KALRA	DR. RAJAT KANDHARI	DR. VIVEK KUMAR
Organizing President	Organizing Chairman	Chairperson Scientific Committee	Chairperson Scientific Committee	Scientific Secretary	Organizing Secretary

IMA HQS NATIONAL SOUTH ZONE CGP CONFERENCE

IMA SOUTH ZONE CONFERENCE 2023

Certificate of Attendance

This is to certify that

Dr. Santosh Patil

has **CHAIRED** a Scientific Session in the **IMA HQS NATIONAL SOUTH ZONE CGP WORKSHOP & CONFERENCE 2023** held at **GADAG INSTITUTE OF MEDICAL SCIENCES, GADAG** on 26th & 27th August 2023.

Dr. Rayapu Ramesh Babu
Dean - IMA CGP HQS

Dr. R Anburajan
Secretary - IMA CGP HQS

Dr. Pavankumar Patil
Joint Secretary -IMA CGP HQS

Dr. Shivakumar Lakkol
President - IMA Karnataka State Branch

Dr. B P Karunakara
Hon. Secretary
IMA Karnataka State Branch

Dr. Annayya Kulal M Ulthur
Director,
IMA CGP Karnataka State

Dr. Pyarali Noorani
Organizing Chairperson
IMA CGPCON 2023

Dr. Shridhar Kuradagi
Organizing Secretary
IMA CGPCON 2023

APSI- PGME COURSE 5
CERTIFICATE
OF APPRECIATION

This is to certify that

Dr. Binita Nishant

has been a **Faculty** in 5th Online Post Graduate Medical Education Program on 28th & 29th September 2023 organised by Association of Plastic Surgeons of India.

DR. NITIN MOKAL	DR. RAVI MAHAJAN	DR. VIJAY KUMAR	DR. VEENA K. SINGH	DR. ANKUR BHATNAGAR
President, APSI	Past President, APSI	Secretary, APSI	Course Director	Course Director



8th International & 17th National TRANSOESOPHAGEAL ECHOCARDIOGRAPHY (TEE) WORKSHOP & CME

16th to 19th August 2023

▶▶▶ INVITATION ◀◀◀

Dear Dr. Abhijeet Shitole

Date: 12-07-2023

Greetings from NH Bangalore, India!

I am delighted to let you know that the 8th International & 17th National Transoesophageal Echocardiography (TEE) workshop & CME will be held at NH Health City, Bangalore India, from 16th to 19th of August 2023. This event will be held under the banner of The Indian Association of Cardiovascular and Thoracic Anaesthesiologists (IACTA) in collaboration with the International Society of Cardiovascular Ultrasound (ISCU), Indian Academy of Echocardiography (IAE), The Simulation Society (TSS), Indian Association of Cardiovascular and Thoracic Surgeons (IACTS), Indian Society of Critical Care Medicine, Bangalore chapter (ISCCM), Minneapolis Heart Institute Foundation (MHIF), USA, University of Minnesota(UOM), USA & Maastricht University, Netherlands.

In this connection, I have immense pleasure to invite you as a faculty to moderate specified sessions. I request you to send me an acceptance letter to enable us to schedule the participation. You may be requested to chair more than one session and are expected to participate in the 'Hands-on" section as needed. As a policy, it will be our pleasure to take care of Workshop/ CME registration.

We will let you know the exact schedule after your response,

Looking forward to your reply

Thank you & regards

Organizing/Scientific Committee

Dr. Muralidhar K, Dr. Kumar Belani
Dr. Mahala B K, Dr. Thomas Koshy
Dr. Vinayak Desurkar , Dr. Raghu B

Venue: 7th Floor, Harold Varmus Auditorium,
Mazumdar Shaw Medical Centre, NH-Narayana Health City, Bangalore

NOVUS
Innovation with care

Dr. Reddy's

LEAP

Latest Evidence And Practices in Nephrology

Date: 26TH SEPTEMBER, 2023 | **Time: 07:30 PM Onwards**

Click here to join webinar

AGENDA

Opening remarks and introduction of faculty Drl Medical Team		5 mins
Context setting	Dr. Siddini Vishwanath Chairperson HOD, Department of Nephrology, Manipal Hospital, Old Airport Road	5 mins
TOPIC 01 Recent Development in IgA Nephropathy- Where are we and what is new?	**Speaker** Dr. Arun K N Chief Consultant Nephrologist, BMJ Hospital, Bangalore	15 mins
TOPIC 02 Hypertension in dialysis patients- How to balance the BP in this vulnerable population?	**Speaker** Dr. Rohan Augustine Consultant Nephrologist & Transplant Physician, Manipal Hospital, Old Airport Road	15 mins
Panel discussion on two presented topics	**Chairperson**	25 mins
Anaemia management in CKD? What we have learnt till now? Experience and updates	**Moderator** **Dr. Srinivas Nalloor** Consultant Nephrologist & Transplant Physician, Apollo Hospital, Mysore	40 mins
	Panelists **Dr. Venkatesh moger** HOD, KIMS Hospital, Hubbli **Dr. Ritesh Vernekar** Associate professor, KLE Hospital, Belgham **Dr. Prashanth G Kedlaya** HOD, Department of Nephrology, ST. Johns Medical College and Hospital, Bangalore **Dr. Gireesh M S** Associate Professor, Department of Nephrology, MS Ramaiah Hospital, Bangalore **Dr. G K PRAKASH** Senior consultant Nephrologist at Northside Manipal Hospital Bangalore	
Closing remarks	Dr. Siddini Vishwanath Chairperson HOD, Department of Nephrology, Manipal Hospital, Old Airport Road	5 mins
Vote of thanks	Drl Medical Team	5 mins

Scientific initiative brought to you by

Dr. Reddy's

"By accepting this invite to the event, you hereby agree to the T&C at https://www.drreddys.com/privacy-notice.aspx in respect of the handling of your personal data by Dr. Reddy's. Your participation at the event shall not be construed to: (a) require you to promote, purchase, prescribe, or otherwise recommend any Company products or services; or (b) interfere with your clinical decision-making."

For the use of a Registered Medical Practitioner, a Hospital or a Laboratory only.

CERTIFICATE

ICNA
International
Child Neurology
Association

Delhi-NCR Pediatric
Neurology Group

ACHEIVEMENT

This is to certify that

Dr. Mahesh Kamate

contributed as esteemed Faculty/ Chairperson
in the "Pediatric Movement Disorder Masterclass"
organised by Delhi-NCR Pediatric Neurology Group & endorsed by International Child Neurology Association (ICNA) held on 7-8 July, 2023 in New Delhi.

Dr. Rekha Mittal
Chairperson

Dr. Saurabh Chopra
Chairperson

Dr. Suvasini Sharma
Program Coordinator

Dr. Divyani Garg
Program Coordinator

Dr. Ridhimaa Jain
Organising Secretary

Dr. Sayoni Roy Chowdhury
Organising Secretary

KAPCON 2023

KOLHAPUR ACADEMY OF PAEDIATRICS

KAPCON 2023

MMC CODE : F-22079/Kop.

DATE : 03/09/2023

Certificate

THIS IS TO CERTIFY THAT

Dr. Mahesh Kamate

has participated as FACULTY in KAPCON 2023 Held on

2nd & 3rd September 2023 at Hotel Sayaji, Kolhapur.

Maharashtra Medical Council has Granted 04 Credit Hours for this Conference.

DR. AMIT PATIL	DR. KASHMIRI BADBADE	DR. VIJAY MALI	DR. SUHAS KULKARNI
PRESIDENT	SECRETARY	TREASURER	MMC OBSERVER

Centre for Chronic Disease Control
WHO Collaborating Centre for Surveillance, Capacity building and Translational Research in Cardio-Metabolic Diseases

BRIDGE
CENTRE FOR DIGITAL HEALTH

PUBLIC HEALTH FOUNDATION of INDIA

ENDOCRINOLOGY MASTERCLASS

Clinical Grand Rounds

Proudly Confers the Scroll of Honour
To

Prof. Vikrant Ghatnatti

in recognition of his outstanding contribution to the
31st Endocrinology Masterclass Clinical Grand Round session held on 4 August 2023
We acknowledge his profound dedication and constant support for the advancement of the masterclass
as
Session Moderator

Prof. Nikhil Tandon
Program Chair

Prof. D Prabhakaran
Program Director

Prof. R Krishna Kumar
Program Director

Centre for Chronic Disease Control
WHO Collaborating Centre for Surveillance, Capacity building and Translational Research in Cardio-Metabolic Diseases

BRIDGE
CENTRE FOR DIGITAL HEALTH

PUBLIC HEALTH FOUNDATION of INDIA

ENDOCRINOLOGY MASTERCLASS

Clinical Grand Rounds

Proudly Confers the Scroll of Honour
To

Dr. Vanishri Ganakumar

in recognition of her outstanding contribution to the
31st Endocrinology Masterclass Clinical Grand Round session held on 4 August 2023
We acknowledge her profound dedication and constant support for the advancement of the masterclass
as
Thematic Area Expert

Prof. Nikhil Tandon
Program Chair

Prof. D Prabhakaran
Program Director

Prof. R Krishna Kumar
Program Director

KAPCON 2023
REACHING NEW HEIGHTS

NeopeD

PROGRAM — 2nd SEPTEMBER

TIME		SPEAKERS
13:50-14:20	**Panel Discussion** Updates In Neonatology Moderator - Dr. Amit Patil	Dr. R Kishor Kumar Dr. S M Dhaded Dr. Amit Gupta Dr. Rahul Yadav Dr. Vijay Mali
14:20-14:50	Tiny Steps, Mighty Strides : Intervention For Better Newborn Survival	Dr. S M Dhaded
14:50-15:20	Nurturing Newborns : Latest Advances & Innovations	Dr. R Kishor Kumar
15:20-15:50	Learning From Past : Avoiding Mistakes In Neonatology	Dr. Rahul Yadav
15:40-16:00	**TEA BREAK (SERVED IN LECTURE)**	
15:50-16:20	Unlocking Hearts : Clinical Journey Through CHD	Dr. Prashanth B
16:20-16:50	Gut Microbiome in Autoimmune Diseases	Dr. Lalit Verma
16:50-17:20	Unvelling The Unknown : Immunology Spot Diagnosis Demystified	Dr. Sagar Bhattad
17:20-17:50	Illustrating Rheumatology : Visual Insights Into Diagnostic Challenges	Dr. Anandrao
17:50-18:10	Quality Parenting Time	Dr. Sulbha Pawar Dr. Kashmiri B
19:30-23:00	**BANQUET**	

PHYSICON-2023

XXXIV Annual National Conference of the Physiological Society of India (PSI)

Theme: "Physiology: From Experimental To Translational Medicine"

Certificate

Dr. Harpreet Kour

Bearing registration No.-37276---registered with KA U PB----------Medical Council has delivered **Invited Lecture** in PHYSICON - 2023 held on 2nd & 3rd Nov 2023 organized by Department of Physiology, Shri B. M. Patil Medical College, Hospital and Research Center, BLDE (Deemed to be University), Vijayapura, Karnataka, India.

KMC has granted 4 **Credit hours** for participants vide letter no. K.MC./C.M.E./0361/2023 dated 12/10/2023

PRESIDENT, PSI

GENERAL SECRETARY, PSI

ORGANIZING CHAIRPERSON

ORGANIZING SECRETARY

Epidemiology Foundation of India

2023

Brand Ambassador

Dr. Nayana K Hashilkar

Professor and Head

Karnataka - Jawaharlal Nehru Medical College, Belgaum

for promoting World Health Organization (WHO) theme on
"Inappropriate promotion of foods and beverages
to young children in India"

EFICON 2023 on (30th Sep - 1st Oct 2023)
at Goa Medical College, Bambolim, Goa 403202

Umesh Kapil

Dr. Umesh Kapil
President
Epidemiology Foundation of India

Dr. Pradeep Aggarwal
Secretary
Epidemiology Foundation of India

https://efi.org.in/ epifindia@gmail.com +91 98372 15747

KASTURBA MEDICAL COLLEGE
MANIPAL
(A constituent unit of MAHE, Manipal)

Dr TMA Pai 1898 1979 Padmashree Awardee 125th BIRTH ANNIVERSARY

INSTITUTION OF EMINENCE

ISRPTCon 2023

The 15th Annual National Conference of
Indian Society for Rational Pharmacotherapeutics

4th - 5th November 2023
Kasturba Medical College, Manipal

CERTIFICATE OF APPRECIATION

This is to certify that

DR. URMILA KABAN.

has participated as a **Chairperson/Judge** in the

15th Annual National Conference of Indian Society for Rational Pharmacotherapeutics (ISRPTCon 2023)

organized by the Department of Pharmacology, Kasturba Medical College, Manipal

held on 4th and 5th November 2023.

Dr C. D. Tripathi	Dr Sandeep Kaushal	Dr. Smita Shenoy	Dr Bharti C Magazine	Dr. Padmaraj Hegde
President ISRPT	General Secretary ISRPT	Organizing Secretary ISRPTCon2023	Joint Organizing Secretary ISRPTCon2023	Dean KMC Manipal

Epidemiology Foundation of India

2023

Certificate of Recognition

DR NAYANA HASHILKAR

JNMC Belagavi - Karnataka

Professor + HOD, Pharmacology

In recognition of your outstanding contribution to
"Epidemiology Foundation of India"

EFICON 2023 on (30th Sep - 1st Oct 2023)
at Goa Medical College, Bambolim, Goa 403202

Umesh Kapil

Prof. (Dr) Umesh Kapil
President
Epidemiology Foundation of India

Pradeep

Dr. Pradeep Aggarwal
Secretary
Epidemiology Foundation of India

https://efi.org.in/ epifindia@gmail.com +91 98372 15747

॥वसुधैव कुटुम्बकम्॥

SYMBIOSIS MEDICAL COLLEGE FOR WOMEN
SYMBIOSIS UNIVERSITY HOSPITAL AND RESEARCH CENTRE

Constituents of Symbiosis International (Deemed University)

Established under section 3 of the UGC Act, 1956 | Re-accredited by NAAC with 'A++' grade | Awarded Category – I by UGC

Indian Association of Pathologists and Microbiologists

44th Annual Conference of Maharashtra Chapter

MAPCON Pune

"Pathology: Unraveling the mysteries of disease"

6th | 7th | 8th October 2023

Certificate of Participation

This is to certify that

Dr. Ranjit Kangle

has participated in the session as a ~~Judge~~ / Chairperson

in 44th Annual Conference of Maharashtra Chapter of IAPM

held on 6, 7 & 8 October 2023.

Dr. Anand Bhosale	*Dr. Shubhangi Agale*	*Dr. (Lt Col) T. Vijaya Sagar*	*Dr. Rajiv Yeravdekar*
Organizing Secretary	*Chairperson, MC-IAPM*	*Dean, SMCW & SUHRC*	*Provost, FoMHS*

SIU Campus, Gram: Lavale, Tal.: Mulashi, Dist.: Pune 412 115, India | Web: www.smcw.edu.in

CPD Code: MMC/MAC/2023/B-018455 and MMC/MAC/2023/B-018466

KAPCON 2023 MANGALURU

49th ANNUAL CONFERENCE OF THE KARNATAKA CHAPTER
INDIAN ASSOCIATION OF PATHOLOGISTS AND MICROBIOLOGISTS (KCIAPM)

KAPCON 2023

"Bridge to the Future"

CERTIFICATE OF APPRECIATION

THIS CERTIFICATE IS PRESENTED TO

DR. BHAGYASHRI R HUNGUND

for **judging** the **Scientific Sessions** as a part of **KAPCON 2023**

at the **49th Annual State Conference of the Karnataka Chapter - Indian Association of Pathologists and Microbiologists (KCIAPM)**
held between **05th - 08th October 2023** at **Father Muller Convention Center, Mangaluru.**
We appreciate your contribution to the success of this conference.

Dr. Suresh Hanagavadi	Dr. Aditya Agnihotri	Dr. Umashankar. T	Dr. Jayaprakash CS	Dr. Nisha J Maria
Hon. President, KCIAPM	Hon. Secretary, KCIAPM	Organizing Chairperson	Scientific Chairperson & Organizing Co-Chairperson	Organizing Secretary

KAPCON 2023 MANGALURU

49th ANNUAL CONFERENCE OF THE KARNATAKA CHAPTER
INDIAN ASSOCIATION OF PATHOLOGISTS AND MICROBIOLOGISTS (KCIAPM)

KAPCON 2023

"Bridge to the Future"



CERTIFICATE OF APPRECIATION

THIS CERTIFICATE IS PRESENTED TO

DR. SUNITA PATIL

for delivering a **Guest Lecture** on the topic:

PRIVACY AND CONFIDENTIALITY: ETHICS AND LAW IN PATHOLOGY PRACTICE.

at the **49th Annual State Conference of the Karnataka Chapter - Indian Associationof Pathologists and Microbiologists (KCIAPM)** held between **06th - 08th October 2023** at **Father Muller Convention Center, Mangaluru.**

Dr. Suresh Hanagavadi
Hon. President, KCIAPM

Dr. Aditya Agnihotri
Hon. Secretary, KCIAPM

Dr. Umashankar. T
Organizing Chairperson

Dr. Jayaprakash CS
Scientific Chairperson &
Organizing Co-Chairperson

Dr. Nisha J Marla
Organizing Secretary

23B

KAPCON 2023 MANGALURU

49th ANNUAL CONFERENCE OF THE KARNATAKA CHAPTER
INDIAN ASSOCIATION OF PATHOLOGISTS AND MICROBIOLOGISTS (KCIAPM)

KAPCON 2023

"Bridge to the Future"

CERTIFICATE OF APPRECIATION

THIS IS TO CERTIFY THAT

Dr. Manasi Gosavi

For being the **Chairperson**

at the **49th Annual State Conference of the Karnataka Chapter - Indian Associationof Pathologists and Microbiologists (KCIAPM)** held between **06th - 08th October 2023** at **Father Muller Convention Center, Mangaluru.**

We appreciate your contribution to the success of this conference.

Dr. Suresh Hanagavadi	Dr. Aditya Agnihotri	Dr. Umashankar. T	Dr. Jayaprakash CS	Dr. Nisha J Marla
Hon. President, KCIAPM	Hon. Secretary, KCIAPM	Organizing Chairperson	Scientific Chairperson & Organizing Co-Chairperson	Organizing Secretary

KAPCON 2023 MANGALURU

49th ANNUAL CONFERENCE OF THE KARNATAKA CHAPTER
INDIAN ASSOCIATION OF PATHOLOGISTS AND MICROBIOLOGISTS (KCIAPM)

KAPCON 2023

"Bridge to the Future"

CERTIFICATE OF APPRECIATION

PRESENTED TO

DR. MANASI GOSAVI

for being a **Judge** in the ~~Path~~X / PathArt contest
at the **49th Annual State Conference of the Karnataka Chapter - Indian Associationof Pathologists and Microbiologists (KCIAPM)**
held on **06th - 08th October 2023** at **Father Muller Convention Center, Mangaluru.**
We appreciate your contribution to the success of this conference.

Dr. Suresh Hanagavadi Hon. President, KCIAPM	**Dr. Aditya Agnihotri** Hon. Secretary, KCIAPM	**Dr. Umashankar. T** Organizing Chairperson	**Dr. Jayaprakash CS** Scientific Chairperson & Organizing Co-Chairperson	**Dr. Nisha J Marla** Organizing Secretary

30th National Conference of Indian Association of Oral & Maxillofacial Pathologists 2023 • • •

Theme: Oral Pathology : Into the Lens and Beyond

KLE
EMPOWERING PROFESSIONALS

KLE
BELGAUM

Certificate of Appreciation

This certificate is awarded to

DR. LAXMI DESHPANDE

for being a **resource person** for the **Preconference Workshop** on

Basic Principles, Techniques, and Applications of Flow Cytometry

during **30th National Conference of IAOMP** held from **3rd to 5th November 2023**

organized by Department of Oral and Maxillofacial Pathology & Oral Microbiology

KLE V. K. Institute of Dental Sciences, Belagavi.

Dr. N Chaitanya Babu	Dr. Nadeem Jeddy	Dr. S.R.K Nandan	Dr. Seema Hallikerimath	Dr. Punnya Angadi	Dr. Deepa Mane
President IAOMP	Hon. Secretary IAOMP	Hon. Treasurer IAOMP	Organising Chairperson	Organising Secretary	Chairperson, Scientific Committee

KLE
EMPOWERING PROFESSIONALS

KLE Academy of Higher Education and Research (KAHER)

[Deemed-to-be University established u/s 3 of the UGC Act]
[Accredited 'A+ Grade' by NAAC – 3rd cycle]

One Day National Seminar on

'Defying the Unseen Foe: Understanding Antimicrobial Resistance'

21st November 2023

This is to certify that Dr. /~~Mr.~~ /~~Ms.~~ /~~Mrs.~~ Laxmi Deshpande
has participated in One Day National Seminar as a ~~Delegate~~/ Resource Person/
~~Organizing Committee Member~~

Organised By

Dr. Prabhakar Kore Basic Science Research Center, KAHER, Belagavi, Karnataka

Dr. Ramesh S. Paranjape
Distinguished Professor,
KAHER & Incharge Director,
Dr. Prabhakar Kore Basic Science
Research Center, KAHER, Belagavi.

Dr. [Mrs.] N. S. Mahantashetti
Principal,
J. N. Medical College,
KLE Academy of Higher
Education & Research, Belagavi

Dr. Madhavi Patil
Program Coordinator,
Dr. Prabhakar Kore Basic Science
Research Center, KAHER,
Belagavi.

NITTE (Deemed to be University) | K S HEGDE MEDICAL ACADEMY

KAMLSCON 2023

31st Annual State Conference of
Karnataka Medico-Legal Society

Organized by

DEPARTMENT OF FORENSIC MEDICINE AND TOXICOLOGY
K.S. HEGDE MEDICAL ACADEMY, MANGALURU

Confers

Silver Medal for 2nd Topper

(Instituted by Dr. Vidyullatha V Shetty)

to



Dr. DHIVAGAR K

Jawaharlal Nehru Medical College, Belgaum

In recognition of an Exemplary performance in
Forensic Medicine Postgraduate Deemed University Examination.

Dr. Mahabalesh Shetty K	Dr. Varsha A Shetty	Dr. Suraj S Shetty
Organising Chairman	Secretary, KAMLS	President, KAMLS & Organising Secretary

Progressive Education Society's

MODERN COLLEGE OF PHARMACY

Yamunanagar, Nigdi Pune-44



Date : 27/10/2023

Dr. Vishal Koulapur

Professor ,

Department of Forensic Medicine

J N Medical College KAHER University

Topic:

"Guidance session on Career Opportunities in Forensic Pharmacy"

GPS Map Camera

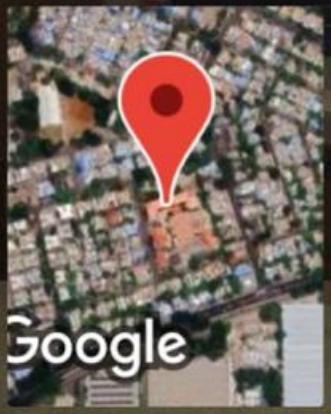

Pimpri Chinchwad, Maharashtra, India

126/140, Late Shantaram Varang Marg, Yamuna Nagar, Nigdi, Pimpri Chinchwad, Pimpri-Chinchwad, Maharashtra 411035, India

Lat 18.663624°

Long 73.78208°

27/10/23 02:02 PM GMT +05:30

NITTE (Deemed to be University) | K S HEGDE MEDICAL ACADEMY

KSHEMA 25 NURTURING MEDICAL PASSION SINCE 1999

KARNATAKA MEDICO-LEGAL SOCIETY

KAMLSCON 2023

31st Annual State Conference of Karnataka Medico-Legal Society

Organized by

DEPARTMENT OF FORENSIC MEDICINE AND TOXICOLOGY
K.S. HEGDE MEDICAL ACADEMY, MANGALURU

Certificate of Appreciation

This is to certify that

Dr. RAVINDRA S HONNUNGAR

has participated as **Adjudicator** for **Oral/ Poster Presentation** under **Postgraduate/ Undergraduate/ Faculty Category** at the 31st Annual State conference of Karnataka Medicolegal Society held on 3rd and 4th November 2023.

Dr. Mahabalesh Shetty K	Dr. Varsha A Shetty	Dr. Suraj S Shetty
Organising Chairman	Secretary, KAMLS	President, KAMLS & Organising Secretary

NITTE (Deemed to be University) | K S HEGDE MEDICAL ACADEMY

KSHEMA 25 NURTURING MEDICAL PASSION SINCE 1999

KARNATAKA MEDICO-LEGAL SOCIETY

KAMLSCON 2023

31st Annual State Conference of Karnataka Medico-Legal Society

Organized by

DEPARTMENT OF FORENSIC MEDICINE AND TOXICOLOGY
K.S. HEGDE MEDICAL ACADEMY, MANGALURU

Certificate of Appreciation

This is to certify that

Dr....PRASANNA S JIRLI.....

has participated as **Adjudicator** for **Oral/ Poster Presentation** under **Postgraduate/ Undergraduate/ Faculty Category** at the 31st Annual State conference of Karnataka Medicolegal Society held on 3rd and 4th November 2023.

Dr. Mahabalesh Shetty K	**Dr. Varsha A Shetty**	**Dr. Suraj S Shetty**
Organising Chairman	Secretary, KAMLS	President, KAMLS & Organising Secretary

SDM
College of Medical Sciences
& Hospital

A Constituent Unit of
SHRI
DHARMASTHALA
MANJUNATHESHWARA
UNIVERSITY

Post Graduate Refresher Course

Organised By
Department of Community Medicine & IAPSM Karnataka State Chapter

CERTIFICATE OF PARTICIPATION

This is to certify that

Dr. Chandra S. Metgud

bearing Reg. No. 40163 registered with Karnataka Medical Council,
J. N. Medical College, Belagavi has participated as a
Resource Person in the two day "PG Refresher Course" held on 3rd and 4th November 2023.

Dr. Pushpa S. Patil
Professor & H.O.D.
Dept. of Community Medicine,
SDMCMS&H, SDM University

Dr. Poonam Naik
President,
IAPSM Karnataka State Chapter

Dr. Rathnamala M. Desai
Principal, SDMCMS&H
SDM University.

SDM
College of Medical Sciences & Hospital
Manjushree Nagar, Sattur, Dharwad - 580009, Karnataka, INDIA.

A Constituent Unit of Shri Dharmasthala Manjunatheshwara University
Recognised by Medical Council of India, New Delhi

MEDICAL EDUCATION UNIT



DR. PADMAJA WALVEKAR

In appreciation of your support, guidance and presentation of the guest lecture on "Assessment in CBME with emphasis on Mini CEX and OCSE" on 4th November 2023 organized by the Medical Education Unit of SDM College of Medical Sciences and Hospital, Dharwad, a constituent unit of Shri Dharmasthala Manjunatheshwara University.

MEU, SDMCMS&H, Dharwad

NATIONAL MEDICAL COMMISSION
INDIA
भारतीय राष्ट्रीय आयुर्विज्ञान आयोग

CERTIFICATE OF PARTICIPATION

Dr. Deepti M Kadeangadi, bearing registration number **63434** of **Karnataka Medical council**, from **J N Medical College, Belagavi** Medical College, has participated as Resource faculty in **Basic Course in Medical Education** conducted at NMC Nodal centre for faculty development, J N Medical College, Belagavi, Karnataka from **20th September 2023** to **22nd September 2023.**

Dr. Roopa M. Bellad
Convener Nodal Centre

Dr. (Mrs.) N. S. Mahantashetti
Principal

CERTIFICATE OF PARTICIPATION

This is to certify that

Dr. Deepti M. Kadeangadi, bearing registration number 63434 of Karnataka Medical Council, from J N Medical College, Belagavi Medical College, has attended the **Curriculum Implementation Support Program III** conducted by NMC Nodal Centre for Faculty Development J N Medical College, Belagavi from 26th October 2023 to 27th October 2023 at NMC Nodal Centre for Faculty Development J N Medical College, Belagavi, Karnataka

Dr. Roopa M. Bellad
Convener Nodal centre

Dr. (Mrs.) N. S. Mahantashetti
Principal

CERTIFICATE OF THE SPEAKER

This certificate goes to

DR UMESH S CHARANTIMATH

to certify he was a speaker at the Second International Conference on Maternal Child Health and Nutrition (ICMCHN 2023) – Tackling anaemia, malnutrition, and food systems affecting health in developing countries on 22-23 September at FICCI, New Delhi

MEERA SATPATHY

Chairperson Sukarya

IN PARTNERSHIP WITH:

NCEAR-A

INTERNATIONAL FOOD POLICY RESEARCH INSTITUTE
IFPRI

GLOBALWA

Milken Institute School of Public Health
THE GEORGE WASHINGTON UNIVERSITY

W
DEPARTMENT OF GLOBAL HEALTH

SDM
College of Medical Sciences & Hospital
Manjushree Nagar, Sattur, Dharwad - 580009, Karnataka, INDIA.
A Constituent Unit of Shri Dharmasthala Manjunatheshwara University
Recognised by Medical Council of India, New Delhi

MEDICAL EDUCATION UNIT



DR. PADMAJA WALVEKAR

In appreciation of your support, guidance and presentation of the guest lecture on "Assessment in CBME with emphasis on Mini CEX and OCSE" on 4th November 2023 organized by the Medical Education Unit of SDM College of Medical Sciences and Hospital, Dharwad, a constituent unit of Shri Dharmasthala Manjunatheshwara University.

MEU, SDMCMS&H, Dharwad

CERTIFICATE OF PARTICIPATION

This is to certify that

Dr. Padmaja R Walvekar, bearing registration number 29675 of Karnataka Medical Council, from J N Medical College, Belagavi Medical College, has attended the **Curriculum Implementation Support Program III** conducted by NMC Nodal Centre for Faculty Development J N Medical College, Belagavi from 26th October 2023 to 27th October 2023 at NMC Nodal Centre for Faculty Development J N Medical College, Belagavi, Karnataka

Dr. Roopa M. Bellad
Convener Nodal centre

Dr. (Mrs.) N. S. Mahantashetti
Principal

ISSN 1470-0328/1471-0528 (Online) November 2023
Volume 130 Supplement 3

BJOG

An International Journal of Obstetrics and Gynaecology



Improving Maternal, Newborn and Child Health Outcomes in Low Resource Settings: Translating Research Evidence to Practice

Supplement of the 3rd International Conference on Maternal, Newborn and Child Health Belagavi India November 11–13, 2022.

Guest Editors:
Robert Goldenberg, Richard Derman, Shivaprasad S Goudar, Elizabeth McClure, Nancy Krebs, Sarah Saleem, Avinash Kavi, Robert M Silver and Aris Papageorghiou

www.bjog.org

WILEY

Royal College of Obstetricians & Gynaecologists

Volume 130, Supplement 3, November 2023

BJOG
An International Journal of Obstetrics and Gynaecology

Improving Maternal, Newborn and Child Health Outcomes in Low Resource Settings: Translating Research Evidence to Practice



Royal College of Obstetricians & Gynaecologists

Guest Editors:
Robert Goldenberg, Richard Derman, Shivaprasad S Goudar, Elizabeth McClure, Nancy Krebs, Sarah Saleem, Avinash Kavi, Robert M Silver and Aris Papageorghiou

Disclaimer
This supplement has been produced using author-supplied copy. Editing has been restricted to some corrections of spelling and style where appropriate. No responsibility is assumed for any claims, instruction, methods or drugs dosages contained in the abstracts: it is recommended that these should be verified independently.

WILEY

14710528, 2023, S3, Downloaded from https://obgyn.onlinelibrary.wiley.com/doi/10.1111/1471-0528.17714, Wiley Online Library on [10/11/2023]. See the Terms and Conditions (https://onlinelibrary.wiley.com/terms-and-conditions) on Wiley Online Library for rules of use; OA articles are governed by the applicable Creative Commons License

Volume 130, Supplement 3, November 2023

BJOG
An International Journal of Obstetrics and Gynaecology

Contents

Editorial

4 **Improving maternal, neonatal and child health outcomes in low-resource settings: Translating research evidence to practice – report from The Third International Conference on Maternal, Newborn and Child Health**
Robert L. Goldenberg, Shivaprasad S. Goudar, Avinash Kavi, Nancy F. Krebs, Richard J. Derman, Sarah Saleem, Elizabeth M. McClure (USA, India, Pakistan)

Review Article

8 **The great obstetrical syndromes and the placenta**
Matthew K. Hoffman (USA)

Research Articles

16 **Aspirin delays the onset of hypertensive disorders of pregnancy among nulliparous pregnant women: A secondary analysis of the ASPIRIN trial**
Avinash Kavi, Matthew K. Hoffman, Manjunath S. Somannavar, Mrityunjay C. Metgud, Shivaprasad S. Goudar, Janet Moore, Eleanor Nielsen, Norman Goco, Elizabeth M. McClure, Adrien Lokangaka, Antoinette Tshefu, Melissa Bauserman, Musaku Mwenechanya, Elwyn Chomba, Waldemar A. Carlo, Lester Figueroa, Nancy F. Krebs, Saleem Jessani, Sarah Saleem, Robert L. Goldenberg, Prabirkumar Das, Archana Patel, Patricia L. Hibberd, Fabian Esamai, Sherri Bucher, Marion Koso-Thomas, Robert Silver, Richard J. Derman (India, USA, Democratic Republic of the Congo, Zambia, Guatemala, Pakistan, Kenya)

26 **The PURPOSe cause of death study in stillbirths and neonatal deaths in India and Pakistan: A review**
Robert L. Goldenberg, Sarah Saleem, Shivaprasad S. Goudar, Janet Moore, Gowdar Guruprasad, Vardendra Kulkarni, Sangappa M. Dhaded, Shiyam Sunder Tikmani, Sidrah Nausheen, Shazia Masheer, Mangala G. Kallapur, Najia K. Ghanchi, Sheetal U. Harakuni, Imran Ahmed, Kay Hwang, S. Yogeshkumar, Manjunath S. Somannavar, Haleema Yasmin, Jean Kim, Carla M. Bann, Robert M. Silver, Elizabeth M. McClure, on behalf of the PURPOSe Study Group (USA, Pakistan, India)

36 **Morphological study of the placenta in deliveries with pre-eclampsia: Results from a prospective, observational study in India and Pakistan (PURPOSe)**
S. Yogeshkumar, Shobha Dhananjay, Sarvamangala Gowdar, Guruprasad Gowdar, Vardendra Kulkarni, Sunil Byranahalli, Shivaprasad S. Goudar, Sangappa M. Dhaded, Manjunath S. Somannavar, Shiyam Sunder Tikamani, Sarah Saleem, Imran Ahmed, Najia Karim Ghanchi, Zeeshan Uddin, Haleema Yasmin, Kay Jackson, Elizabeth M. McClure, Robert L. Goldenberg (India, Pakistan, USA)

43 **Placental inflammation and pregnancy outcomes: A prospective, observational study in South Asia: The PURPOSe study**
Imran Ahmed, Najia Karim Ghanchi, Shiyam Sunder Tikmani, Kay Hwang, Afia Zafar, Sarah Saleem, Zeeshan Uddin, Sheetal Harakuni, Manjunath S. Somannavar, Vardendra Kulkarni, Gowder Guruprasad, Shivaprasad S. Goudar, Jean Kim, Elizabeth M. McClure, Robert L. Goldenberg (Pakistan, USA, India)

53 **Group B streptococcal prevalence in internal organs and placentas of deceased neonates and stillbirths in South Asia**
Mangala G. Kallapur, Najia K. Ghanchi, Sheetal U. Harakuni, Manjunath S. Somannavar, Imran Ahmed, Elizabeth Fogleman, Kay Hwang, Jean Kim, Sarah Saleem, Shivaprasad S. Goudar, Shiyam Sunder Tikmani, Sangappa M. Dhaded, Gowdar Guruprasad, Haleema Yasmin, S. Yogeshkumar, Elizabeth M. McClure, Robert L. Goldenberg, on behalf of the PURPOSe Study Group (India, Pakistan, USA)

61 **Data usefulness in determining cause of stillbirth in South Asia**
Robert L. Goldenberg, Kay Hwang, Sarah Saleem, Shiyam Sunder Tikmani, S. Yogeshkumar, Vardendra Kulkani, Najia Ghanchi, Sheetal Harakuni, Imran Ahmed, Zeeshan Uddin, Shivaprasad S. Goudar, Gowder Guruprasad, Sangappa Dhaded, Norman Goco, Robert M. Silver, Elizabeth M. McClure (USA, Pakistan, India)

68 **Neonatal mortality among preterm infants admitted to neonatal intensive care units in India and Pakistan: A prospective study**
Sarah Saleem, Shiyam Sunder Tikmani, Shivaprasad S. Goudar, Kay Hwang, Sangappa Dhaded, Gowder Guruprasad, Naveen G. Nadig, Varun B. Kusagur, Lingaraja Gowda C. Patil, E. S. Siddartha, S. Yogeshkumar, Manjunath S. Somannavar, Sana Roujani, Mashal Khan, Mehmood Shaikh, Muhammad Hanif, Carla M. Bann, Elizabeth M. McClure, Robert L. Goldenberg, on behalf of the PURPOSE Study Group (Pakistan, India, USA)

76 **Pregnancy outcomes in preterm multiple gestations: Results from a prospective study in India and Pakistan (PURPOSe)**
Gowdar Guruprasad, Chaitali R. Raghoji, Sangappa M. Dhaded, Shiyam Sunder Tikmani, Sarah Saleem, Shivaprasad S. Goudar, Kay Hwang, S. Yogeshkumar, Manjunath S. Somannavar, Sayyeda Reza, Haleema Yasmin, Janet L. Moore, Carla M. Bann, Elizabeth M. McClure, Robert L. Goldenberg, on behalf of the PURPOSe Study Group (India, Pakistan, USA)

Commentary

84 **The efficacy of antenatal corticosteroids to improve preterm newborn outcomes in low-resource countries: Are we there yet?**
Saima Sultana, Joshua P. Vogel, Olufemi T. Oladapo (Australia, Switzerland)

14710528, 2023, S3, Downloaded from https://obgyn.onlinelibrary.wiley.com/doi/10.1111/1471-0528.17714, Wiley Online Library on [10/11/2023]. See the Terms and Conditions (https://onlinelibrary.wiley.com/terms-and-conditions) on Wiley Online Library for rules of use; OA articles are governed by the applicable Creative Commons License

Review Article

92 **Maternal gestational iron status and infant haematological and neurodevelopmental outcomes**
Michael K. Georgieff (USA)

Research Articles

99 **Lessons learned in implementing the Low Birthweight Infant Feeding Exploration study: A large, multi-site observational study**
Sunil S. Vernekar, Sarah Somji, Kingsly Msimuko, S. Yogeshkumar, Rashmita B. Nayak, Shilpa Nabapure, Varun B. Kusagur, Friday Saidi, Melda Phiri, Eddah Kafansiyanji, Christopher R. Sudfeld, Rodrick Kisenge, Robert Moshiro, Danielle E. Tuller, Linda Vesel, Katherine E. A. Semrau, Sangappa M. Dhaded, Roopa M. Bellad, Tisungane Mvalo, Karim Manji (India, Tanzania, Malawi, USA)

107 **Experiences of peer counsellors in supporting exclusive breastfeeding in southern India: An exploratory qualitative study**
Umesh S. Charantimath, Roopa M. Bellad, Niranjana Mahantashetti, Chandrashekar C. Karadiguddi, Geetanjali M. Mungarwadi, Patricia J. Kelly, Tony Ma, Shivaprasad S. Goudar, Richard J. Derman (India, USA)

113 **Impact of a school-based nutrition educational intervention on knowledge related to iron deficiency anaemia in rural Karnataka, India: A mixed methods pre–post interventional study**
Shumona Sharmin Salam, Umesh Ramadurg, Umesh Charantimath, Geetanjali Katageri, Bronwen Gillespie, Jayaraj Mhetri, Shrinivas Patil, Ashalata Mallapur, Chandrashekhar Karadiguddi, Phaniraj Vastrad, Ashwini Dandappanavar, Subarna Roy, Basavaraj Peerapur, Shivaprasad Goudar, Dilly O. C. Anumba (UK, India)

124 **Associations between ambient temperature and pregnancy outcomes from three south Asian sites of the Global Network Maternal Newborn Health Registry: A retrospective cohort study**
Kartik Shankar, Kay Hwang, Jamie L. Westcott, Sarah Saleem, Sumera A. Ali, Saleem Jessani, Archana Patel, Avinash Kavi, Manjunath S. Somannavar, Shivaprasad S. Goudar, Patricia L. Hibberd, Richard J. Derman, Matthew Hoffman, Blair J. Wylie, Robert L. Goldenberg, Vanessa R. Thorsten, Elizabeth M. McClure, Nancy F. Krebs (USA, Pakistan, India)

Review Article

134 **The Global Network COVID-19 studies: a review**
Seemab Naqvi, Sarah Saleem, Sk Masum Billah, Janet Moore, Musaku Mwenechanya, Waldemar A. Carlo, Fabian Esamai, Sherri Bucher, Richard J. Derman, Shivaprasad S. Goudar, Manjunath Somannavar, Archana Patel, Patricia L. Hibberd, Lester Figueroa, Nancy F. Krebs, William A. Petri, Adrien Lokangaka, Melissa Bauserman, Marion Koso-Thomas, Elizabeth M. McClure, Robert L. Goldenberg (Pakistan, Bangladesh, USA, Zambia, Kenya, India, Guatemala, Democratic Republic of the Congo)

Research Articles

140 **COVID-19 symptoms and antibody positivity among unvaccinated pregnant women: An observational study in seven countries from the Global Network**
Avinash Kavi, Shivaprasad S. Goudar, Manjunath S. Somannavar, Janet L. Moore, Richard J. Derman, Sarah Saleem, Seemab Naqvi, Sk Masum Billah, Rashidul Haque, Lester Figueroa, Manolo Mazariegos, Adrien Lokangaka, Antoinette Tshefu, Fabian Esamai, Musaku Mwenechanya, Elwyn Chomba, Archana Patel, Prabirkumar Das, Melissa Bauserman, William A. Petri Jr, Nancy F. Krebs, Waldemar A. Carlo, Sherri Bucher, Patricia L. Hibberd, Marion Koso-Thomas, Elizabeth M. McClure, Robert L. Goldenberg (India, USA, Pakistan, Bangladesh, Australia, Guatemala, Democratic Republic of the Congo, Kenya, Zambia)

149 **Trends over time in the knowledge, attitude and practices of pregnant women related to COVID-19: A cross-sectional survey from seven low- and middle-income countries**
Saleem Jessani, Sarah Saleem, Elizabeth Fogleman, Sk Masum Billah, Rashidul Haque, Lester Figueroa, Adrien Lokangaka, Antoinette Tshefu, Shivaprasad S. Goudar, Avinash Kavi, Fabian Esamai, Musaku Mwenchanya, Elwyn Chomba, Archana Patel, Prabir Das, Manolo Mazariegos, Melissa Bauserman, William A. Petri Jr, Nancy F. Krebs, Richard J. Derman, Waldemar A. Carlo, Sherri Bucher, Patricia L. Hibberd, Marion Koso-Thomas, Carla M. Bann, Elizabeth M. McClure, Robert L. Goldenberg (Pakistan, USA, Bangladesh, Australia, Guatemala, Democratic Republic of the Congo, India, Kenya, Zambia)

158 **The CryoPop study: Screening for high-grade cervical dysplasia in Karnataka, India**
Jean R. Anderson, S. Yogeshkumar, Enriquito Lu, Gayane Yenokyan, Katrina Thaler, Margaret Mensa, Santosh Chikaraddi, Laxmikant Lokare, Muttappa R. Gudadinni, Ramalingappa Antartani, Kasturi Donimath, Basavaraj Patil, Shailaja Bidri, Shivaprasad S. Goudar, Richard Derman, Anita Dalal, The CryoPop Study Group (USA, India)

Commentary

168 **Connecting the dots: Adoption of maternal, newborn and child health research evidence in policy and practice**
Nomita Chandhiok, Shivaprasad S. Goudar, Avinash Kavi, Manjunath S. Somannavar, Robert M. Silver (India, USA)

14710528, 2023, S3, Downloaded from https://obgyn.onlinelibrary.wiley.com/doi/10.1111/1471-0528.17714, Wiley Online Library on [10/11/2023]. See the Terms and Conditions (https://onlinelibrary.wiley.com/terms-and-conditions) on Wiley Online Library for rules of use; OA articles are governed by the applicable Creative Commons License

Reproductive Health

Editorial Board

Editor-in-Chief

Sanni Yaya



University of Ottawa, Canada

Research website

ORCID profile

Twitter: sannietyaya

Specialisms: **Global health; Maternal and child health, Reproductive health; International health**

Associate Editors

Hamdia Ahmed

Nicole McPherson



The University of Adelaide, Australia

Research website

ORCID profile

Twitter: @NicciMcPherson

Specialisms: **Male fertility, Sperm, Spermatogenesis, ART, IVF, Male infertility, Embryogenesis, Embryo development.**

Avinash Kavi



KLE Academy of Higher Education and Research, India

Research website

ORCID profile

Twitter: @dravinashkavi

Specialisms: **Maternal and child health, Community health, Obstetrics, Public health, Diabetes, Community based research**

Maryse Kok



KIT Royal Tropical Institute, Netherlands

Research website

ORCID profile

Twitter: @marysekok

"RANGE LOGUES"

TALK SHOW

SPEAKER - 1



DR. VISHWANATH HESARUR

Consultant Interventional Cardiologist, Asst. Prof. JNMC Belagavi

MODERATOR



DR. KESHAV MURTHY V.

Director of Cardiology & Clinical Alliances, NH Multispeciality Hospital Mysore

SPEAKER - 2



DR. NITIN AGARWAL

Consultant Physician & Diabetologist, Managing Director Ayush Hospital, Vijayapur

- Date -
Friday
27th October 2023

- Time -
5:00 pm onwards

Episode 2

In Sync with the Heart with Dapagliflozin and Sitagliptin: How Staying Within Range Improves Cardiovascular Outcomes

Click here to register and join

Session sponsored by: USV

UDAPA-S 10/100
Dapagliflozin + Sitagliptin Tablets
turn to a life 'IN RANGE'

SCIP INDIA 2023

SOCIETY OF CORONARY IMAGING & PHYSIOLOGY

07th ANNUAL NATIONAL CONFERENCE

25th & 26th November 2023

ITC Gardenia Bengaluru

Dear Dr. Suresh V Patted,

Greetings from **SCIP India 2023!**

The **7th Annual National Conference of Society for Coronary Imaging and Physiology, India (SCIP 2023)** is being organized at **Hotel ITC Gardenia, Bengaluru, India on 25th and 26th November 2023**.

SCIP India was founded in 2017 to spread awareness and knowledge about this relatively new facet of Interventional Cardiology. It holds annual conferences in the field of Imaging & Physiology with the pioneers in the field to popularise and integrate precision PCI into our practice. Apart from annual conferences, small focused sessions are held for groups of cardiologists under the aegis of **SCIP India** in various centres.

As a subject expert, it will be our honour and privilege to have your presence as a **Faculty** at **Bengaluru, India**.

Your **Scientific Commitments** for the upcoming **SCIP India 2023** are as follows:

Day - 1 (25-11-2023), Hall B

02:00 PM to 03:08 PM

Session - 5 - Stent Failure
Role: Experts

We request you to revert with your confirmation or suggestions for the same.

We will send you your Final Commitments one week prior to the conference.

For any details not mentioned in this email, please write to us at **scipblr2023@gmail.com** or call us on **+91 755 824 4955 (WhatsApp available).**

For your travel communication, our authorised travel partner – **Neeta P Nair** - will get in touch with all outside Bengaluru faculty for travel arrangements. **Neeta P Nair** can be reached at **neeta.nair@sublimeservices.in** or +91 9900153779.

Thanks and Regards,
Dr DS Chadha, Organizing Secretary and Co- Chairman Scientific Committee
Dr A George Koshy, President SCIP and Co- Chairman Scientific Committee

Dear Dr. Suresh V Patted,

Greetings from the **Scientific Committee of CSI 2023, Hyderabad.**

We are delighted to inform you that the **Scientific Committee of 75th Annual Conference of Cardiological Society of India** is now on the last leg of formulation of the Scientific Program. The theme of the conference is : The theme of the conference is: **Happy Heart Healthy Heart**

You being an expert in the field of Cardiovascular Science are **invited** as a **faculty** in CSI 2023.

The following is your scientific responsibilities for the conference. As the program evolves, additional responsibilities may follow.

Day - 2 (08-12-2023), Hall A - General Cardiology

03:40 PM to 03:50 PM

Session 37 - Antiplatelet & Anticoagulants
Newer Antiplatelet Drugs (Factor XI inhibitors) (10 min)
Role: Speaker

I request you to kindly confirm by return mail within **two day's time**.

If you have any queries, please feel free to reach us on e-mail at **scientificprogrammecsi2023@gmail.com.**

We look forward to seeing you in Kolkata

With warm personal regards,

Dr.Pratap Chandra Rath

ScholarMD
EDVENT

- Continuing Medical Education Programmes for Qualified Professionals -

Certificate

This is to certify that *Dr. Pradeep Goudar*

Radiologist, registered with *Karnataka* Medical Council vide registration no. *83170*

has attended & completed

FETAL MEDICINE TRAINING PROGRAMME

a structured continuing medical education programme conducted over a period of one academic year 2023.
This certificate has been awarded in appreciation of the same.

Dr. Ashok Khurana | **Dr. B S Rama Murthy** | **Dr. T L N Praveen** | **Dr. Bimal Sahani**

Dr. Bijoy Balakrishnan | **Dr. Aniruddha Kulkarni** | **Dr. Mohit Shah**

Note : Continuing Medical Education (CME) programmes do not confer any additional qualification.

पीएम श्री केंद्रीय विदयालय क्र.२ PM SHRI KENDRIYA VIDYALAYA No.2
बेलगावी छावनी BELAGAVI CANTT
सैनिक अस्पताल मार्ग, MILITARY HOSPITAL ROAD,
बेलगावी छावनी - 590009 (कर्नाटक) BELAGAVI CANTT -590009 (KARNATAKA)
PHONE: 0831-2970092(O) E-MAIL: kvn2belgaumcantt@gmail.com WEBSITE: https://no2belagavicantt.kvs.ac.in

F: 3-23/KV2BGM/2023-24/

Date:17-10-2023

To,

Dr Mubashir Angolkar

Professior and HOD

Public Health, JNMC, Belagavi.

Sub: Adolescent girls programme under PMSHRI scheme in Kendriya Vidyalaya- reg

Madam,

As our Vidyalaya is organizing adolescent girls programme under PMSHRI scheme, you are cordially invited to create gender sensitization, menstrual health and hygiene for senior secondary session tomorrow that is on 18-10-2023.

Kindly make yourself convenient to conduct the programme at 8.00 a.m. tomorrow in our school premise.

Thanking you,

Yours faithfully,

17/10/2023

(Mahendra Kalra)

Principal

ಪ್ರಾಂಶುಪಾಲರು/ प्राचार्य / PRINCIPAL
ಕೇಂದ್ರೀಯ ವಿದ್ಯಾಲಯ ಕ್ರ. 2 केन्द्रीय विद्यालय नं. २
KENDRIYA VIDYALAYA No. 2
ಬೆಳಗಾವಿ/बेलगावि /BELAGAVI-590001

Jain Pre-University College (DD.232)

ಜೈನ್ ಪದವಿ ಪೂರ್ವ ಮಹಾವಿದ್ಯಾಲಯ

Accredited with Grade 'A'

(Recognized by Govt. of Karnataka and Affiliated to PUE Board, Bengaluru)

CTS No. 2798, Vadagaon Road, Hindwadi, Belagavi - 590 011. Phone : +91 831 4205509

Email : jainpucollegebelgaum@gmail.com

Ref:JCB/PU/2023

Date – 06.11.2023

To,
Dr. M. Angolkar
Chairperson
Dept. of Public Health
J. N. M. C. Medical College
Belagavi.

Respected Ma'am,

Warm Wishes and Greetings from the Jain Group of Institutions.

We take pride and pleasure in inviting you as the Guest Speaker of ' Girls Health and Hygiene'. The agenda of the program is to educating young girls on their body, Menstrual cycle, health, life style and how it's affecting them in reality.

Hope, you will be kind enough to spare your precious time and we would be honored if you would consent to be our Guest Speaker of the program .

The programme schedule is as under –

- **On 7th November 2023**
- **Venue -** College Auditorium
- **Time - 10:00am**
- **Contact Number - Principal - Prof.Vishal Patil - 9632605878**

Thank you, in anticipation.

Principal 06/11/23
JAIN P. U. COLLEGE
(Science & Commerce)
DD 232

AO TRAUMA

Certificate

Contributors course certificate

DINESH KALE

Attended and completed

AO Trauma Online Pre basic Seminar—Introduction to Basic Principles of Fracture Management

As

Co-Chairperson

Date/location

Oct 8, 2023 / Delhi India

Course chairperson(s)

Dhaval Desai

This certificate pertains only to the participant's completion of the educational activity and does not in any way attest to the proficiency of the participant's clinical or surgical expertise.

T. Sawaguchi

Takeshi Sawaguchi
Chairperson AO Trauma Asia Pacific

TAHA

Wael Taha
Chairperson AO Trauma International Board

Tim Pohlemann

Tim Pohlemann
AO Foundation President

Scanned with OKEN Scanner

AO TRAUMA

Certificate

Contributors course certificate

Gangadhar Bhuti

Attended and completed

AO Trauma Online Pre basic Seminar—Introduction to Basic Principles of Fracture Management

As

Faculty National

Date/location

Oct 8, 2023 / Delhi India

Course chairperson(s)

Dhaval Desai

This certificate pertains only to the participant's completion of the educational activity and does not in any way attest to the proficiency of the participant's clinical or surgical expertise.

T. Sawaguchi

Takeshi Sawaguchi
Chairperson AO Trauma Asia Pacific

Wael Taha
Chairperson AO Trauma International Board

Tim Pohlemann
AO Foundation President

AO TRAUMA

Certificate

Contributors course certificate

SAHIL KALE

Attended and completed

AO Trauma Online Pre basic Seminar—Introduction to Basic Principles of Fracture Management

As

Faculty National

Date/location

Oct 8, 2023 / Delhi India

Course chairperson(s)

Dhaval Desai

Takeshi Sawaguchi
Chairperson AO Trauma Asia Pacific

Wael Taha
Chairperson AO Trauma International Board

Tim Pohlemann
AO Foundation President

This certificate pertains only to the participant's completion of the educational activity and does not in any way attest to the proficiency of the participant's clinical or surgical expertise.

AO TRAUMA

Certificate

Contributors course certificate

MADHUSUDAN SHETTEPPA KHOMPI

Attended and completed

AO Trauma Online Pre basic Seminar—Introduction to Basic Principles of Fracture Management

As

Faculty National

Date/location

Oct 8, 2023 / Delhi India

Course chairperson(s)

Dhaval Desai

T. Sawaguchi

Takeshi Sawaguchi
Chairperson AO Trauma Asia Pacific

Wael Taha
Chairperson AO Trauma International Board

Tim Pohlemann
AO Foundation President

This certificate pertains only to the participant's completion of the educational activity and does not in any way attest to the proficiency of the participant's clinical or surgical expertise.

AO TRAUMA

Certificate

Contributors course certificate

Utkarsh Burli

Attended and completed

AO Trauma Online Pre basic Seminar—Introduction to Basic Principles of Fracture Management

As

Faculty National

Date/location

Oct 8, 2023 / Delhi India

Course chairperson(s)

Dhaval Desai

Takeshi Sawaguchi
Chairperson AO Trauma Asia Pacific

Wael Taha
Chairperson AO Trauma International Board

Tim Pohlemann
AO Foundation President

This certificate pertains only to the participant's completion of the educational activity and does not in any way attest to the proficiency of the participant's clinical or surgical expertise.

p- ISSN 2454 - 7956
e- ISSN 2455 - 8338

JOURNAL OF ORTHOPEDIC EDUCATION

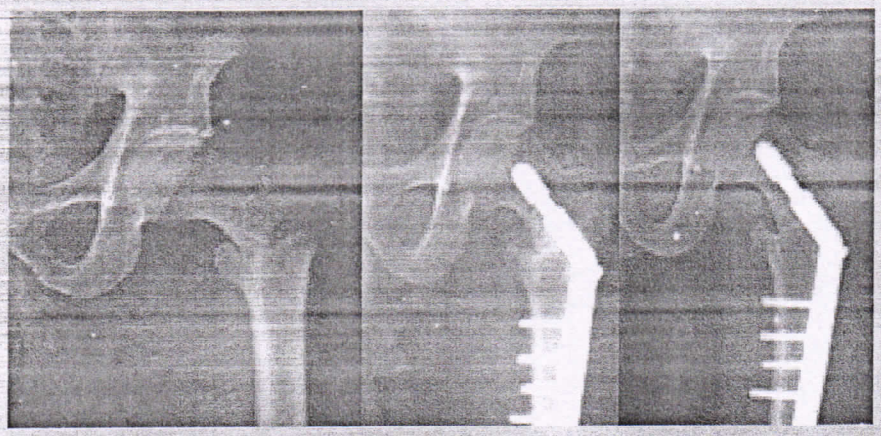

K.L.E. University's
Jawaha[illegible]al College
286-2020-6-1

Volume 6 Number 1
January - April 2020

RED FLOWER
Publication Pvt. Ltd.

Journal of Orthopedic Education

Editor-in-Chief

Prof. Sudhir Singh
Principal,
Muzaffarnagar Medical College, U.P.

National Editorial Board

Atul Jain,
Maulana Azad Medical College, New Delhi

B.L. Khajotia,
S.P. Medical College, Bikaner

Deepak. B. Datrange,
P.D.V.V.P.F'S Medical College, Ahmednagar

Joe Joseph Cherian,
St. John's Medical College Hospital, Bangalore

Mukesh Tiwari,
NIMS Medical College & Hospital, Jaipur

Pankaj Kumar Lakhtakia,
Shyam Shah Medical College, Rewa

Pradeep Choudhari,
Sri Aurobindo Institute of Medical Sciences, Indore

R.B. Uppin,
J.N. Medical College, Belgaum

Rajesh Malhotra,
All India Institute of Medical Sciences, New Delhi

Ramesh Kumar Narula,
Rohilkhand Medical College, Bareilly

Saurabh Jain,
MGM Medical College, Indore

Sidhant Goyal,
Sri Ramachandra University, Chennai

International Editorial Board

Ali Parsa,
Mashhad University of Medical Sciences, Mashhad, Iran

Managing Editor
A. Lal

Publication Editor
Dinesh Kumar Kashyap

Red Flower Publication Pvt. Ltd.
48/41-42, DSIDC, Pocket-II, Mayur Vihar, Phase-I, Delhi - 110 091 (India).
Tel: 91-11-22754205, 45796900, Fax: 91-11-22754205
E-mail: info@rfppl.co.in, Website: www.rfppl.co.in

© 2019 Red Flower Publication Pvt. Ltd. All rights reserved.

The views and opinions expressed are of the authors and not of the **Journal of Orthopedic Education.** Journal of Orthopedic Education Journal does not guarantee directly or indirectly the quality or efficacy of any product or service featured in the the advertisement in the journal, which are purely commercial.

INDIAN MEDICAL ASSOCIATION

BELGAUM BRANCH

IMA House, Club Road, BIMS Hospital Compound, Belagavi - 590 001

imabelagavi@gmail.com

Registration No. DRBG/SOR/69/2018-2019

SECRETARY	PRESIDENT	TREASURER
Dr. HEMANT V. KOUJALGI	Dr. SWAPNA MAHAJAN	Dr. BASAVARAJ BIJJARGI
Cell : 9845619112	Cell : 9480327755	Cell : 9844194762

IMM PAST PRESIDENT	1ST VICE PRESIDENT	2ND VICE PRESIDENT
Dr. Mrs. RAJASHRI. ANAGOL	Dr. R. B. ANAGOL	Dr. SACHIN MAHULI

CME Chairman
Dr. Sanjay Porwal

Co-Chairman
Dr. Smita Koujalgi

Joint Secretary
Dr. S. G. Wagle

Central Council Member
Dr. V. B Yalburgi
Dr. Suchitra Latkar
Dr. B. G. Halgekar
Dr. Anjali Halgekar
Dr. S. B. Kulkarni
Dr. Milind Halgekar
Dr. Rajashri Anagol

State Council Member
Dr. Anil Patil
Dr. Jayant Kaddu
Dr. D. V. Gizare
Dr. Suraj Joshi
Dr. R. G. Viveki
Dr. Raju Nayak
Dr. P. N. Shigli
Dr. V. B Jadhav
Dr. K. L. Achrekar
Dr. S. N. Dhamankar
Dr. C. T. Shravage
Dr. D. P. Wagale
Dr. M. L. Tukkar
Dr. Santosh Shinde

Catering Committee
Dr. Savita Kaddu
Dr. Aruna Mahendrakar

HBI/IMA Task Force
Dr. Devagouda I.
Dr. Sayak Dana
Dr. B. H. Metgud
Dr. Zubin Ruttonji
Dr. Manoj Patil
Dr. Irrangouda Patil
Dr. Vijay Chavan
Dr. D. V. Gizare
Dr. Raviraj Ghorpade
Dr. Abhinandan Hanji
Dr. P. S. Ponde
Dr. Ramesh Tejannavar
Dr. Laxmikant Tukkar
Dr. Anil Mahajan
Dr. Vijay Pujar
Dr. Rajesh Latkar
Dr. Milind Halgekar
Dr. Madhav Prabhu
Dr. Santosh V. Patil
Dr. Anil B. Patil
Dr. Savita Kaddu
Dr. Ravi Patil
Dr. S. Y. Kulgod
Dr. Sanjay Porwal
Dr. Shripati Pise
Dr. Rohit Joshi
Dr. Sachin Mahuli
Dr. Mallangouda N. Patil

Sports Committee
Dr. Santosh Kurbet
Dr. Darshan Rajput
Dr. Santosh Tamgound
Dr. Prabauraj Bali

Cultural Committee
Dr. R. G. Viveki
Dr. Rajesh Latkar
Dr. Sushrut Kamoji

Building Committee
Dr. Anil Pote
Dr. Sajid Tebhla
Dr. Rajesh Latkar

IMA P.R.O. Committee
Dr. Santosh Shinde
Dr. Neeta Deshpande
Dr. B. S. Baliga

IMA Working Committee
Dr. Sameer Kutre
Dr. Sameer Ambar
Dr. Satish Jakati
Dr. Raju Mahendrakar
Dr. Dinanath Patil
Dr. Vibhav Manjarekar
Dr. Alpesh Toprani
Dr. Vijay Patil
Dr. H. M. Patil
Dr. K. N. Hulkatti
Dr. S. N. Bhandurge
Dr. Swapnil Pattanshetti
Dr. Someshekhar Gurannavar
Dr. Shrinivas Badiger
Dr. Bhimashankar Gajare
Dr. Asawari Sant
Dr. Satish Bagewadi
Dr. Ajaykumar B. Patil
Dr. Ashok Patil
Dr. Arun S. Patil
Dr. [illegible] Kulkarni
Dr. Manjunath Shivagunimath
Dr. Mahantesh Mudakavimath

Ladies Wing
Mrs. Sneha Gajare, Chairman
Mrs. Vanita Halgekar, Secretary

Date : 20/07/2023

To,

The Secretary
The Tilakwadi Club,
Belagavi.

Subject : Request for reservation of Tilakwadi Club for IMA Annual Sports day.

Respected Sir,

We from the administration of IMA Belgaum request you to reserve the following halls for the Annual Sports day, IMA Belagavi on 30/07/2023 from 8:00am to 5:00pm for all the IMA members and their children. Sports will be accompanied by breakfast and lunch.

1) Badminton hall
2) Table Tennis room
3) Carrom hall
4) Dining room for the annual sports day to be conducted in Tilakwadi Club on 30/07/2023.

Dr. Swapna Mahajan
President
IMA Belagavi

Dr. Hemant Koujalgi
Secretary
IMA Belagavi

Special Advisors

Dr. R. A. Kutre
Dr. Prakash G. Patil
Dr. V. B. Jadhav
Dr. Meena D. Patil
Dr. P. R. Malur
Dr. A. S. Devangavi
Dr. S. M. Raikar
Dr. Z. F. Hafiz

Ladies Wing

Dr. Vaishali Patil
Dr. Ujjawal Halgekar
Dr. Anita Bhandurge
Dr. Meenal Joshi
Dr. Meenal Manjrekar
Dr. Rohini Kolari
Dr. Smita Badiger
Dr. Sheetal Porwal
Dr. Aruna Mahendrakar
Dr. Neeta Deshpande
Dr. Neha Kulkarni
Dr. Rupali Shinde
Dr. Sheetal Ambar
Dr. Swapna Desai
Dr. Asawari Sant
Dr. Sonal Dhamankar
Dr. Rupali Toprani
Dr. Anita Umadi
Dr. Radhika Wagle

IAPS-KSC
Indian Association Of Pediatric Surgeons
KARNATAKA STATE CHAPTER

President - IAPS KSC
Dr. Narendra Babu
9845483339 /
drnarendrababum88@gmail.com

Secretary - IAPS KSC (2023 - 25)
Dr. Subramanya Kattepura
8197303739 / drsunbak@yahoo.com

Joint Secretary / Treasurer
Dr. Mamatha B.
9148962484 /
mamathanaveen3@gmail.com

EXECUTIVE COMITTEE MEMBERS
Dr. Apurva Bhaskar
Tumkur

Dr. Jayateertha Joshi
Mangaluru

Dr. Nijagal Mutt J B
Tumkur

Dr. Pavithra V.
Magadi

Dr. Prasanna Kumar A. R.
Bengaluru

Dr. Swapnil A. Pattanshetti
Belagavi

Chairman Elect
Dr Raghu KC

EX-OFFICIO

Imm. Past President
Dr. Vasant Shenoy

Imm. Past Secretary
Dr. Venkatesh K. L.

Greetings from Karnataka State Chapter – Indian Association of Pediatric Surgeons!

Dear IAPS-KSC colleagues,

We are happy to announce that monthly clinical meet for the month of April will be organized by **Bangalore Medical college and Research Institute** on Friday 28/4/2023 between 7.00-8.30pm.

Topic:

7.00 - 7.30pm: case presentation - Male ARM by Dr Aneesh shenoy, MCh postgraduate BMCRI

7.30-8.00pm: case presentation Female ARM by Dr Keshav, MCh post graduate BMCRI

Moderators: Dr Narendra Babu (Prof, IGICH Bangaluru) and Dr Lakshmi (Secretary SPU - IAPS, Sr consultant KKCT), Dr.Santhosh Kurbett (Prof, JNMC Belgavi)

8.00-8.30pm: Troubleshooting in ARM by Dr Raghunath (Assoc Prof, BMCRI Bangaluru)

Please encourage all Postgraduates and DNB students to participate in this clinical meet. This is a Post-graduate focused teaching programme. All faculty please login, participate and guide our prospective Pediatric surgeons.

Join Zoom Meeting
https://us02web.zoom.us/j/82548778144?pwd=WkFaNzNvc2pTQllPc084emQ4L1N3QT09

Meeting ID: 825 4877 8144
Passcode: 197286

INDIAN MEDICAL ASSOCIATION

BELGAUM BRANCH

IMA House, Club Road, BIMS Hospital Compound, Belagavi - 590 001

imabelagavi@gmail.com

Registration No. DRBG/SOR/69/2018-2019

SECRETARY	PRESIDENT	TREASURER
Dr. HEMANT V. KOUJALGI	Dr. SWAPNA MAHAJAN	Dr. BASAVARAJ BIJJARGI
Cell : 9845619112	Cell : 9480327755	Cell : 9844194762

IMM PAST PRESIDENT	1ST VICE PRESIDENT	2ND VICE PRESIDENT
Dr. Mrs. RAJASHRI. ANAGOL	Dr. R. B. ANAGOL	Dr. SACHIN MAHULI

CME Chairman
Dr. Sanjay Porwal

Co-Chairman
Dr. Smita Koujalgi

Joint Secretary
Dr. S. G. Wagle

Central Council Member
Dr. V. B Yalburgi
Dr. Suchitra Latkar
Dr. B. G. Halgekar
Dr. Anjali Halgekar
Dr. S. B. Kulkarni
Dr. Milind Halgekar
Dr. Rajashri Anagol

State Council Member
Dr. Anil Patil
Dr. Jayant Kaddu
Dr. D. V. Gizare
Dr. Suraj Joshi
Dr. R. G. Viveki
Dr. Raju Nayak
Dr. P. N. Shigli
Dr. V. B Jadhav
Dr. K. L. Achrekar
Dr. S. N. Dhamankar
Dr. C. T. Shravage
Dr. D. P. Wagale
Dr. M. L. Tukkar
Dr. Santosh Shinde

Catering Committee
Dr. Savita Kaddu
Dr. Aruna Mahendrakar

HBI/IMA Task Force
Dr. Devagouda I.
Dr. Sayak Dana
Dr. B. H. Metgud
Dr. Zubin Ruttonji
Dr. Manoj Patil
Dr. Irrangouda Patil
Dr. Vijay Chavan
Dr. D. V. Gizare
Dr. Raviraj Ghorpade
Dr. Abhinandan Hanji
Dr. P. S. Ponde
Dr. Ramesh Tejannavar
Dr. Laxmikant Tukkar
Dr. Anil Mahajan
Dr. Vijay Pujar
Dr. Rajesh Latkar
Dr. Milind Halgekar
Dr. Madhav Prabhu
Dr. Santosh V. Patil
Dr. Anil B. Patil
Dr. Savita Kaddu
Dr. Ravi Patil
Dr. S. Y. Kulgod
Dr. Sanjay Porwal
Dr. Shripati Pise
Dr. Rohit Joshi
Dr. Sachin Mahuli
Dr. Mallangouda N. Patil

Sports Committee
Dr. Santosh Kurbet
Dr. Darshan Rajput
Dr. Santosh Tamgound
Dr. Prabauraj Bali

Cultural Committee
Dr. R. G. Viveki
Dr. Rajesh Latkar
Dr. Sushrut Kamoji

Building Committee
Dr. Anil Pote
Dr. Sajid Tebhla
Dr. Rajesh Latkar

IMA P.R.O. Committee
Dr. Santosh Shinde
Dr. Neeta Deshpande
Dr. B. S. Baliga

IMA Working Committee
Dr. Sameer Kutre
Dr. Sameer Ambar
Dr. Satish Jakati
Dr. Raju Mahendrakar
Dr. Dinanath Patil
Dr. Vibhav Manjarekar
Dr. Alpesh Toprani
Dr. Vijay Patil
Dr. H. M. Patil
Dr. K. N. Hulkatti
Dr. S. N. Bhandurge
Dr. Swapnil Pattanshetti
Dr. Someshekhar Gurannavar
Dr. Shrinivas Badiger
Dr. Bhimashankar Gajare
Dr. Asawari Sant
Dr. Satish Bagewadi
Dr. Ajaykumar B. Patil
Dr. Ashok Patil
Dr. Arun S. Patil
Dr. [illegible] Kulkarni
Dr. Manjunath Shivagunimath
Dr. Mahantesh Mudakavimath

Ladies Wing
Mrs. Sneha Gajare, Chairman
Mrs. Vanita Halgekar, Secretary

Date : 20/07/2023

To,

The Secretary
The Tilakwadi Club,
Belagavi.

Subject : Request for reservation of Tilakwadi Club for IMA Annual Sports day.

Respected Sir,

We from the administration of IMA Belgaum request you to reserve the following halls for the Annual Sports day, IMA Belagavi on 30/07/2023 from 8:00am to 5:00pm for all the IMA members and their children. Sports will be accompanied by breakfast and lunch.

1) Badminton hall
2) Table Tennis room
3) Carrom hall
4) Dining room for the annual sports day to be conducted in Tilakwadi Club on 30/07/2023.

Dr. Swapna Mahajan
President
IMA Belagavi

Dr. Hemant Koujalgi
Secretary
IMA Belagavi

Special Advisors

Dr. R. A. Kutre
Dr. Prakash G. Patil
Dr. V. B. Jadhav
Dr. Meena D. Patil
Dr. P. R. Malur
Dr. A. S. Devangavi
Dr. S. M. Raikar
Dr. Z. F. Hafiz

Ladies Wing

Dr. Vaishali Patil
Dr. Ujjawal Halgekar
Dr. Anita Bhandurge
Dr. Meenal Joshi
Dr. Meenal Manjrekar
Dr. Rohini Kolari
Dr. Smita Badiger
Dr. Sheetal Porwal
Dr. Aruna Mahendrakar
Dr. Neeta Deshpande
Dr. Neha Kulkarni
Dr. Rupali Shinde
Dr. Sheetal Ambar
Dr. Swapna Desai
Dr. Asawari Sant
Dr. Sonal Dhamankar
Dr. Rupali Toprani
Dr. Anita Umadi
Dr. Radhika Wagle

Director 24/12/20

ಜಿಲ್ಲಾ ಸಕ್ಷಮ ಪ್ರಾಧಿಕಾರ, ಪಿ.ಸಿ & ಪಿ.ಎನ್.ಡಿ.ಟಿ ಬೆಳಗಾವಿ
ಜಿಲ್ಲಾ ಆರೋಗ್ಯ & ಕು.ಕ ಅಧಿಕಾರಿಗಳ ಕಛೇರಿ, ಬೆಳಗಾವಿ
ಪಿ.ಸಿ&ಪಿ.ಎನ್.ಡಿ.ಟಿ ಜಿಲ್ಲಾ ಸಲಹಾ ಸಮಿತಿ ಸದಸ್ಯರ ಪಟ್ಟಿ

ಅ.ಸಂ	ಸಮಿತಿ ಸದಸ್ಯರ ಹೆಸರು	ವಿಳಾಸ	ಷರಾ
1.	ಡಾ. ಸುಧಾಕರ್ ಆರ್.ಸಿ ರೆಡಿಯೋಲಾಜಿಸ್ಟ್	ಬಿಮ್ಸ್ ಆಸ್ಪತ್ರೆ, ಬೆಳಗಾವಿ	
2.	ಡಾ. ಮಂಜುನಾಥ ಹುಕ್ಕೇರಿ ಪ್ರಸೂತಿ ಹಾಗೂ ಸ್ತ್ರೀರೋಗ ತಜ್ಞರು	Dept of Gynecology, KLE University, JNMC Belagavi	
3.	ಡಾ. ಸ್ವಪ್ನೀಲ್ ಪಟ್ಟಣಶೆಟ್ಟಿ ಚಿಕ್ಕಮಕ್ಕಳ ತಜ್ಞರು	Dept of Paediatrics, KLE University, JNMC Belagavi	
4.	ಶ್ರೀ ಅನಿಲ್ ಎ ಕೋರೆ ನ್ಯಾಯವಾದಿಗಳು	Plot No. 18,R.S No. 96, 3rd Bus Stop, Gokak Road, Kanabargi Tq/Dist: Belagavi	
5.	ಶ್ರೀ ಗೋಪಾಲ ವಿಠ್ಠಲ ಪೂಜೇರಿ (ಎನ್.ಜಿ.ಒ ಪ್ರತಿನಿಧಿ)	ಅಧ್ಯಕ್ಷರು, ವಿಠ್ಠಲರಾವ ಗ್ರಾಮೀಣ ಮಲ್ಟಿ ಪರಪಸ್ ಸೊಸೈಟಿ ಮತ್ತು ಸಾಯಿ ಗ್ರಾಮೀಣ ಅಭಿವೃದ್ಧಿ ಹಾಗೂ ಆರೋಗ್ಯ ಶಿಕ್ಷಣ ಸಂಸ್ಥೆ, ಕಂಕಣವಾಡಿ ಕಂಕಣವಾಡಿ ತಾ: ರಾಯಬಾಗ ಜ: ಬೆಳಗಾವಿ	
6.	ಉಪ ನಿರ್ದೇಶಕರು, ಜಿಲ್ಲಾ ವಾರ್ತಾ ಮತ್ತು ಪ್ರಚಾರ ಇಲಾಖೆ, ಬೆಳಗಾವಿ	ಜಿಲ್ಲಾಧಿಕಾರಿಗಳ ಕಛೇರಿ ಆವರಣ, ಬೆಳಗಾವಿ	
7.	ಶ್ರೀಮತಿ. ವೈಜಯಂತಿ ಎಮ್ ಚೌಗಲಾ (ಎನ್.ಜಿ.ಒ ಪ್ರತಿನಿಧಿ)	146, ಆಶೀರ್ವಾದ ಬಿಲ್ಡಿಂಗ್, ಶಿವಬಸವ ನಗರ, ಬೆಳಗಾವಿ	
8.	ಡಾ: ಸಂಜಯ್ ಪಿ ಹೊಸಮಠ, (ಎನ್.ಜಿ.ಒ ಪ್ರತಿನಿಧಿ)	ಅಧ್ಯಕ್ಷರು, ಶ್ರೀ ದುರ್ಗಾದೇವಿ ಆರೋಗ್ಯ ಸೇವಾ ಅಭಿವೃದ್ಧಿ ಸಂಘ, ಅಂಬೇಡ್ಕರ್ ನಗರ ಗೋಕಾಕ	

ಅಧ್ಯಕ್ಷರು
ಜಿಲ್ಲಾ ಸಕ್ಷಮ ಪ್ರಾಧಿಕಾರ, ಪಿ.ಸಿ & ಪಿ.ಎನ್.ಡಿ.ಟಿ
ಮತ್ತು ಜಿಲ್ಲಾಧಿಕಾರಿಗಳು, ಬೆಳಗಾವಿ

IPS AP SB

IPSOCON Guntur 2023

56th Annual Conference of Indian Psychiatric Society South Zonal Branch

Theme: **Exploring Newer Frontiers in Clinical Psychiatry**

Organised by **IPS AP State Branch, Guntur Psychiatric Society & Manasa Schizophrenia Foundation**

Certificate of Participation

This is to certify that

Dr. N M Patil

has participated as ***Speaker / Chairperson / Delegate*** *at the*

56th Annual Conference of Indian Psychiatric Society South Zonal Branch

held from 13th – 15th October, 2023 at Shree Convention Centre, Guntur, AP.

Andhra Pradesh Medical Council has awarded ***6 (SIX) Credit Hours*** *for the conference.*

(Ref-APMC/CME/144/2023)

Dr. B. S. Siva Reddy
Chairman
A.P Medical Council

Dr. I. Ramesh
Registrar
A.P Medical Council

Dr. Kadiveti Uday Kumar
President
IPS South Zonal Branch

Dr. P. Lokeswara Reddy
Hon. General Secretary
IPS South Zonal Branch

Dr. I. V. L. Narasimha Rao
Organising Chairperson
IPSOCON 2023

Dr. I. Sarath Chandra
Organizing Secretary
IPSOCON 2023

Dr. Vishal Indla
Observer
A.P Medical Council

IPS AP SB

IPSOCON
Guntur 2023

56th Annual Conference of Indian Psychiatric Society South Zonal Branch

Theme: **Exploring Newer Frontiers in Clinical Psychiatry**

Organised by **IPS AP State Branch, Guntur Psychiatric Society & Manasa Schizophrenia Foundation**

CERTIFICATE OF PARTICIPATION

This is to certify that

Dr. N. M. Patil

has participated as ***Speaker*** *for the session titled*

Newer Frontiers in Management of Schizophrenia beyond Drug Treatment

at the ***56th Annual Conference of Indian Psychiatric Society South Zonal Branch***

held from 13th – 15th October, 2023 at Shree Convention Centre, Guntur, Andhra Pradesh.

Dr. Kadiveti Uday Kumar	Dr. P. Lokeswara Reddy	Dr. I. V. L. Narasimha Rao	Dr. I. Sarath Chandra
President	Hon. General Secretary	Organising Chairperson	Organizing Secretary
IPS South Zonal Branch	IPS South Zonal Branch	IPSOCON 2023	IPSOCON 2023



Mid-Year Conference of Indian Psychiatric Society
(MIDCIPS 2023)

Prof. Mohammad Maqbool
Organizing Chairperson

Prof. Abdul Majid
Organizing Secretary

Website: https://midcips-acipsnz-2023.com/ **Email id: midcips2023@gmail.com**

Dr. Vinay Kumar
President

Dr. Laxmikant Rathi
Vice President

Dr. Arabinda Brahma
Hon. Gen. Secretary

Dr. M Aleem Siddiqui
Hon. Treasurer

Dr. O.P. Singh
Hon. Editor

Dr. N.N Raju
Immediate Past President

Dr. T.S.S Raa
Immediate Past Secretary

Dr. K.K. Mishra
Immediate Past Treasurer

Dr. Bheemsasin T , **Dated: 26-09-2023**

Greetings from MIDCIPS – 2023

Dear Sir,

On behalf of the organizing committee, it is our pleasure to invite you as Guest / Invited Speaker during the upcoming MIDCIPS 2023 to be held on 28th & 29th October 2023 at Srinagar, Jammu & Kashmir.

Organizing Committee of MIDCIPS will support your travel and local hospitality. It is our pleasure to share with you the details of your presentation.

Session Name	Plenary Theme symposium
Session Time	09:00AM - 10:30PM (IST)
Your Topic	Treatment Adherence in Psychiatric disorders Traditional options to improve Adherence
Session duration (including Q/A)	1 hour 30 minutes
Date	28th October 2023

Important Information

Please carry your presentation in a pen-drive to the conference. You are requested to submit your presentation in your hall at least 3 hours prior to your session time.

Personal laptops will not be allowed at the podium.

Organizing Committee may have to change the schedule in exceptional / unfavorable circumstances which will be intimated in advance.

If you need any assistance or further information, please do not hesitate to contact us at midcips2023@gmail.com

We look forward to your presentation.
Sincerely,

(Prof) Dr Abdul Majid
Organizing Secretary
MIDCIPS 2023

CUTICON KN 2023

27th - 29th October 2023
Dr. TMA Pai Halls, Kasturba Medical College,
Manipal Academy of Higher Education (MAHE)

CERTIFICATE OF PARTICIPATION

This is to certify

Dr. Vijaya Sajjan

Medical Council Reg. No. KMC 56705

has participated as **Delegate** at the 14th Annual State Conference of IADVL, Karnataka State Branch held from 27th - 29th October 2023 at Dr. TMA Pai Halls, Kasturba Medical College, Manipal.

The Karnataka State Medical Council has granted Four Credit Hours For this program

Vide Letter No: K.M.C./C.M.E./0376/2023 Dated: 17/10/2023

Dr. Prakash Koloigi
President IADVL KN

Dr. Shruthi H.N.
Secretary, IADVL KN

Dr. Sathish Pai B
Organizing Chairman

Dr. Raghavendra Rao
Organizing Secretary

Dr Smitha Prabhu S
Chairperson, KN Academy
Scientific Chair

Dr Ashwini P K
Convener KN Academy

J.N. Medical College
PVPI ADR Monitoring Centre, KLE College of Pharmacy
A Constituent unit of
KLE Academy of Higher Education and Research, Belagavi
Nehru Nagar, Belagavi – 590 010, Karnataka, India

Meeting Notice

A meeting has been convened to review the status of Recently approved Adverse Drug Reaction (ADR)Monitoring centre sanctioned by Pharmacovigilance programme of India

Venue: Site Management Office **Date:** 25-01-2022 **Time:** 11.00 am

Agenda:

1. To Discuss the strategies for initiation of the AMC activities
2. Approval of the causality assessment committee at AMC
3. To consider the space and budgetary allocation for the proposed AMC
4. Any other subject with the permission of the chair

Kindly make it convenient to attend the meeting:

Signature
Chief Co-ordinator

To,

Sl. No.	Name	Designation	Signature
1.	**Dr. Arif A Maldar** Medical Superintendent KLEs Dr. Prabhakar Kore Hospital and MRC, Belagavi	Chairman	
2.	**Dr. M. S. Ganachari** Professor & Head, Dept. of Pharmacy Practice KLE College of Pharmacy, Belagavi	Chief Co-ordinator	
3.	**Dr. Anil Hogade** Professor, Dept. of Pharmacology J. N. Medical College, Belagavi	Member	
4.	**Head Department of General Medicine** J. N. Medical College, Belagavi	Member	
5.	**Head Dept. of Dermatology,** J. N. Medical College, Belagavi	Member	
6.	**Dr. Ramesh Bhandari** Assistant Professor, Dept. of Pharmacy Practice KLE College of Pharmacy, Belagavi	Deputy Co-ordinator & Secretary	

3G 4G 15:33 ... Vo)) LTE 4G2

www.ijdd.in/editorialboard.as 7

Indian Journal of Drugs in Dermatology

Official Publication of Indian Association of Dermatologists, Venereologists and Leprologists (IADVL) - Maharastra Branch

Editorial Board

Editor-In-Chief

Dr. Sushil Pande
Associate Professor
Department of Dermatology, NKP Salve Institute of Medical Sciences and Lata Mangeshkar Hospital, Digdoh hills, Hingna Road, Nagpur, India

Email: drsushilpande@gmail.com

Deputy Editors

Dr. Bhavana Doshi

Associate Professor, Department of Dermatology, KLE Academy of Higher Education and Research, JN Medical College, Belgavi, Karnataka, India

Email: bhavs1982@gmail.com

Dr. Bhushan Madke

Associate Professor, Department of Dermatology, Jawaharlal Nehru Medical College and AVBR Hospital, Sawangi (Meghe), Wardha, India

Email: drbhushan81@gmail.com

Assistant Editors

Dr. Kinjal Rambhia

Assistant Professor, Kooper Medical College, Mumbai, India

Email: kinjal_rambhia@hotmail.com

Dr. Resham Vasani

Assistant Professor, Department of Dermatology, K J Somaiyya Medical College, Sion, Mumbai, India

Email: dr.resham@gmail.com

Dr. Shuken Dashore

Consultant Dermatologist, Apple Hospital, Indore, India

Email: shuken.dashore@gmail.com

Advisory Editor

Dr. Uday Khopkar
Professor and Head, Department of Dermatology, Seth GS Medical College and KEM hospital, Parel, Mumbai, India

Email: drkhopkar@gmail.com

National Editorial Board Members

Dr. Abhay Martin

CERTIFICATE

NO: MMC/ACCRE.CERT/SPA-0105/2013

CPD CODE - MMC/MAC/2023/C-018200

DR / ~~MR~~ / ~~MS~~ KUMAR VINCHURKAR

HAS PARTICIPATED AS FACULTY / ~~DELEGATE~~ IN THE

8TH ANNUAL CONFERENCE OF THE ASSOCIATION OF MAHARASHTRA MEDICAL ONCOLOGISTS (AMMO)

HELD ON 6TH & 7TH OCTOBER 2023 AT KOLHAPUR

MAHARASHTRA MEDICAL COUNCIL HAS GRANTED FOUR CPD CREDIT POINTS FOR DELEGATES PARTICIPATING IN "CPD" SCHEDULED ON 06/10/2023-07/10/2023

Dr Purvish Parikh	Dr Chandrashekhar Pethe	Dr Akshay Shivchhand	Dr. Vijaykumar Bhagwan Barge
Scientific Chairperson	Program Director	Organizing Secretary	MMC Observer
8th AMMO Conference	8th AMMO Conference	8th AMMO Conference	

The Third
INDIAN CANCER CONGRESS
2023

CERTIFICATE OF PARTICIPATION

This is to certify that

Dr. Kumar Vinchurkar

has participated as a

Faculty

in the 3rd **INDIAN CANCER CONGRESS, 2023,**

November 2-5, 2023 at Jio World Convention Centre, Mumbai.

Maharashtra Medical Council has granted **Four CPD credit** points for the Congress.

Dr. Sanjay Sharma Organizing Chairman	**Dr. Prafulla K. Das** President - IASO	**Dr. Sudeep Gupta** Chairman Scientific Committee & President - ISMPO	**Dr. Ramesh S. Bilimagga** President - ISO	**Dr. Manoj Gupta** President - AROI
Dr. Devendra Chaukar Organizing Secretary	**Dr. Chandramohan K** Secretary - IASO	**Dr. Kumar Prabhash** Secretary - ISMPO	**Dr. Arvind Krishnamurthy** Secretary - ISO	**Dr. V. Srinivasan** Secretary - AROI

Others 14

BLDE
(DEEMED TO BE UNIVERSITY)
Declared as Deemed to be University u/s 3 of UGC Act, 1956
The Constituent College
SHRI B. M. PATIL MEDICAL COLLEGE, HOSPITAL AND RESEARCH CENTRE

BLDE(DU)/REG/IQAC/2021-22/874 July 29, 2021

To,
Dr. Mallikarjun Karishetti
Prof. & Head,
Department of Nephrology, JNMC,
Belagavi – 590 010

Greeting from BLDE (Deemed to be University) Vijayapura.

Sir,

Subject: Nomination as a Member on Internal Quality Assurance Cell (IQAC).

I am pleased to inform you that you will be Member on Internal Quality Assurance Cell (IQAC) of the BLDE (Deemed to be University), Vijayapura, as a Parent Representative.

The University will be grateful if you can kindly accept the nomination and convey your acceptance.

I will be looking forward to your consent.

Please arrange to send address for correspondence, mobile no. and e-mail address for office use.

With regards,

Thanking you,

Yours sincerely,

REGISTRAR
REGISTRAR
BLDE (Deemed to be University)
Vijayapura-586103. Karnataka

Dear Dr. Suresh V Patted,

Greetings from the **Scientific Committee of CSI 2023, Hyderabad.**

We are delighted to inform you that the **Scientific Committee of 75th Annual Conference of Cardiological Society of India** is now on the last leg of formulation of the Scientific Program. The theme of the conference is : The theme of the conference is: **Happy Heart Healthy Heart**

You being an expert in the field of Cardiovascular Science are **invited** as a **faculty** in CSI 2023.

The following is your scientific responsibilities for the conference. As the program evolves, additional responsibilities may follow.

Day - 2 (08-12-2023), Hall A - General Cardiology

03:40 PM to 03:50 PM

Session 37 - Antiplatelet & Anticoagulants
Newer Antiplatelet Drugs (Factor XI inhibitors) (10 min)
Role: Speaker

I request you to kindly confirm by return mail within **two day's time**.

If you have any queries, please feel free to reach us on e-mail at **scientificprogrammecsi2023@gmail.com.**

We look forward to seeing you in Kolkata

With warm personal regards,

Dr.Pratap Chandra Rath

CUTICON GOA 2023

7th Annual Conference of IADVL Goa branch

Venue: Clube Tennis de Gasper Dias Miramar, Panaji, Goa

Date: 9th & 10th December 2023

CERTIFICATE OF APPRECIATION

Is issued to

Dr. Bhavana Doshi

for delivering a talk on Spectrum of Intriguing Lumps & Bumps in Dermatology as Expert Faculty at Cuticon Goa 2023.

This educational activity has been granted 3 credit points by Goa Medical Council vide letter no. GMC/21/Accr/2023/810

Dr. Uma Dubhashi	Dr. Diksha Phadke	Dr. Rohit Hede
President	Secretary	Scientific Chairman

IAPEN INDIA ASSOCIATION
For
Parenteral and Enteral Nutrition

IAPEN INDIA ASSOCIATION FOR PARENTERAL AND ENTERAL NUTRITION

This is to certify that

HARPREET KOUR

Is a Life time Member of the IAPEN India Association
for Parenteral and Enteral Nutrition

IAPEN INDIA ASSOCIATION FOR PARENTAL AND ENTERAL NUTRITION
IAPEN INDIA

Membership Number

LM - 2023 - 1169

LEKHA VS
Secretary
IAPEN INDIA

DR.P C VIJAYAKUMAR
President
IAPEN INDIA

12/17/2023

Made for free with Certify'em

S. No: 106

NUTRITION SOCIETY OF INDIA

(Regd. No. 125/1966)

This is to certify that having complied with all requirements

Dr. Harpreet Kour

has been duly elected as the

Life Member

(LM No LM-2023-0106)

of the Nutrition Society of India

By its General Body and has accepted the privileges and responsibilities of this membership as specified by the Constitution and Bylaws of the Society

Dr. B. Dinesh Kumar
Vice President

Date: 13/12/2023

Place: Hyderabad

Dr. A. Laxmaiah
Secretary

Government Medical College, Bhavnagar.

(Affiliated to Maharaja Krishnakumarsinhji Bhavnagar University, Bhavnagar, Gujarat.)

Maharaja Krishnakumarsinhji Bhavnagar University

Certificate of Appreciation

This Certificate is issued to

Dr. Harpreet Kaur

In Recognition of their contribution in upgrading knowledge of health profession during National Seminar on Sports and Exercise Physiology on 21-11-2023

Organized by Department of Physiology, GMC Bhavnagar

As a part of Physiology Week Celebration with American Physiological Society

Dr. Hement B. Mehta
Dean
Government Medical College,
Bhavnagar, Gujarat.

20–24 November Physiology Week 2023

Dr. Chinmay J. Shah
Co-ordinator- M.E.U.,
Government Medical College,
Bhavnagar, Gujarat.

Bensons English Medium Primary / High School
Yamanapur, Belagavi - 10.

Estd.:1982

Ref No: 887/2023-24

Date: 21/11/2023

To,
Dr.Harpreet Kaur,
Dept. of Physiology,
JNMC Campus,
Belagavi.

Subject: Request to attend our Annual Sports Day.

Respected Madam,

With reference to the above cited subject we would like to state that we want you to grace our Annual Sports Day as the Chief Guest.

Date : **24/11/2023 (Friday)**

Venue : **Nehru Stadium**, JNMC Campus,
Nehru Nagar, Belagavi

Timing : **09.00 am onwards**

Hope you will consider our humble invitation favorably and oblige.

Thanking you in anticipation.

Yours faithfully,

Academic Director Madam Rachana Gorle.
Bensons English Medium High School,
Yamanapur,Belagavi.

G20 भारत 2023 INDIA

स्वच्छ भारत एक कदम स्वच्छता की ओर

आयुष्मान भव A Campaign to ensure saturation Coverage of health schemes An Initiative to Deliver

Azadi Ka Amrit Mahotsav

APPICON 2023

69TH ANNUAL NATIONAL CONFERENCE OF ASSOCIATION OF PHYSIOLOGISTS AND PHARMACOLOGISTS OF INDIA

69th Annual National Conference of Association of Physiologists and Pharmacologists of India

Theme: Exploring the transdisciplinary frontiers in Medicine for advancing health care innovation

CERTIFICATE OF APPRECIATION

This is to certify that Dr/Mr/Ms. HARPREET KOUR has contributed as **Invited Speaker/~~Chairperson/Judge~~** in **69th Annual National Conference of Association of Physiologists and Pharmacologists of India - APPICON 2023** organized by Departments of Physiology and Pharmacology, AIIMS Kalyani from 30th November to 2nd December 2023.

Prof Dr Ramji Singh	Dr Tandra Ghosh	Dr Karuna Sree P	Dr Madhavan C	Prof Dr A.K. Pandey
Executive Director AIIMS Kalyani	Organizing Chairperson	Organizing Co Chairperson	Organizing Secretary	General Secretary, APPI

EADV CONGRESS

BERLIN
11-14 OCTOBER 2023

SPEAKER CERTIFICATE

THIS ACKNOWLEDGES THAT

Dr. Shivakumar Patil

Has actively participated as a speaker during the conduct of the session:

IADVL - Indian Association of Dermatologists, Venereologists & Leprologists

Presenting the lecture:

Dermatoscopy in leprosy and its association with clinical spectrum and histopathology

At the **32nd Congress of the European Academy of Dermatology and Venereology**
Berlin, 11-14 October 2023

Prof. Martin Röcken
EADV President

EUROPEAN ACADEMY OF DERMATOLOGY & VENEREOLOGY

ONYCHOCON 2023

BMC&RI, BENGALURU

12th National Conference of Nail Society Of India

CERTIFICATE

OF APPRECIATION

This is to certify that

Dr. Shivkumar Patil

has participated as faculty and contributed as panelist on the topic Onychomycosis during ONYCOCON 2023 held from 24th to 26th November.

DR. VINEET RELHAN
President, NSI

DR SHIKHA BANSAL
Honorary Secretary

DR. S. SACCHIDANAND
Organising Chairperson

DR. SHILPA K.
Organizing Secretary

DR. B.S. CHANDRASHEKAR
Scientific Chairperson

DR. NAGESH T S
Scientific Secretary

MEDICAL EDUCATION & RESEARCH TRUST (R)

API BHAVANA, # 16/F, Miller Tank Bed Area,Vasanth Nagar, Bengaluru - 560 052. Ph.: 2235 3525

C.M.E. CERTIFICATE



This is to Certify that

Dr V A KOTHIWALE Bearing Reg. No KMC 21931

Registered with KARNATAKA Medical Council, Address

KLE ACADEMY OF HIGHER EDUCATION & RESEARCH, BELAGAVI has Participated as **Faculty** in 20th **Dr. KSS APPA National Symposium in Cardiology & 44th Annual CME in Internal Medicine,** Held from 26th October to 01st November 2023 at **API Bhavana,** Bengaluru - 560 052.

P. Chandrasekhara	V. Channaraya		
Dr. Chandrasekhara P.	***Dr. Channaraya V***	***Dr. S. T. Yavagal***	***Dr. Ravi K.***
Chairman	Hon. Secretary	Vice-Chairman	Hon. Treasurer
Programme Director	Programme Director		Programme Director

IAP Shivamogga Chapter

CERTIFICATE
OF PARTICIPATION

This is to Certify that, Dr. **Manisha Bhandarkar**

Participated in **Advanced NRP (IAP) Workshop**

as Speaker / ~~Delegate~~, at 24th **KARNEOCON-2023**

held in Shivamogga on 15th December, 2023.

DR. H V KOTTURESHA RASTHAPURMATH CHIEF ORGANISING CHAIR PERSON	DR. DEEPAK CHIRADONI CHIEF ORGANISING SECRETORY	DR. PRASHANTH GOWDA NNF KARNATAKA PRESIDENT	DR. VEERESH S M IAP SHIVAMOGGA PRESIDENT
DR. DINAKARA PRITHVIRAJ SCIENTIFIC INCHARGE	DR. VENUGOPAL S CO-SCIENTIFIC INCHARGE	DR. L H BIDARI NNF KARNATAKA PAST-PRESIDENT	DR. SHAILAJA JAYAPRAKASH SOGS PRESIDENT

PPT along with Medical council registration number with the state medical council which you are registered.

With Best Regards

KSOGA TEAM!

33rd KSOGA

2023 VIJAYAPURA

wellness of women; Educate, Excel, Empower

KARNATAKA STATE OBSTETRIC AND GYNECOLOGY ASSOCIATION

Dates: 15th, 16th, & 17th December 2023 | Venue: BLDE(DU), Shri B. M. Patil Medical College, Hospital & Research Centre, Vijayapura

ORGANISING CHAIRPERSONS
DR. VIDYA. THOBBI
DR. SHAILAJA. R. BIDRI

ORGANISING SECRETARIES
DR. NEELAMMA. PATIL
DR. SHOBHA. S. SHIRAGUR
DR. GEETA. CHOUDHARY
DR. KIRAN. OSWAL

TREASURER
DR. ARUNA. M. BIRADAR

SCIENTIFIC COMMITTEE CHAIRPERSON
DR. RAJASRI YALIWAL

PRESIDENT KSOGA
DR. VIDYA THOBBI

SECRETARY KSOGA
DR. RAJASHREE PALADI

COMMITTEE CHAIRPERSONS

ORGANISING VICE CHAIRPERSONS
DR. S. R. MUDANUR
DR. T. P. NAIDU

LOCAL ADVISORY COMMITTEE
DR. B. A. SASNUR
DR. JAYSHREE. KULKARNI
DR. D. S. JIGAJINNI
DR. JAYSHREE. MUNDEWADI
DR. HEMA PATIL
DR. P. T. JADHAV
DR. P. B. JAJU

REGISTRATION & RECEPTION COMMITTEE
DR. PRIYADARSHINI. PATIL
DR. SUVARNA. NANDI

WORKSHOP COMMITTEE
DR. SANGAMESH. S. MATHAPATI

PG CME
DR. MAMTHA. KULLOLI
DR. NIRMALA. KOTI

PAPER AND POSTER PRESENTATION COMMITTEE
DR. LAXMI SANGOLLI

QUIZ COMMITTEE
DR. AMBIKA. PATIL

KSOGA OFFICE BEARERS
DR. M. G. HIREMATH
DR. H. NAGRAJ
DR. SUMAN GADDI
DR. SHAILAJA BIDRI
DR. SHRUTI BHAVI PATIL
DR. MAHESH KOREGOL
DR. SHANTA SHEKAR
DR. SREELAKSHMI K N
DR. DURGADAS ASARANA
DR. T. P. NAIDU

Dear Doctor,

Date: 14-11-2023

Greetings from the 33rd KSOGA Conference, 2023 Organizing team!

We cordially invite you to participate as faculty for the 33rd KSOGA Conference 2023 to be held on the 15th, 16th, and 17th of December, being organized by KSOGA, Bijapur Obstetrics and Gynaecological Society, and BLDE (DU) Shri B M Patil Medical College, Hospital and Research Center, Vijayapura and Al Ameen Medical College, Vijayapura. We wish that your participation enriches the knowledge of our delegates.

The details of the talk are as follows
Name : Dr Anita Dalal
Category : Speaker
Topic : Feminine forever with hormones or with lifestyle?
Date : 17-12-2023
Time : 9.50 am to 10.10 am
Duration : 20 min (15 min talk + 5 min Discussion)
Hall : Ghataprabha

Venue: BLDE(DU) Shri BM Patil Medical College, Hospital and Research Center, Smt Bangaramma Sajjan Campus, Solapur Road, Vijayapura, Karnataka, India PIN 586103

Kindly note:

- Kindly send us your CV in PPT format to ksogascientific2023@gmail.com if not already sent
- Kindly send your Medical Council Registration number along with the state if not been sent already
- Registration to conference is compulsory for all faculties as per KSOGA & FOGSI
- Please maintain time for smooth running of sessions.
- You are required to be in hall 15 minutes prior to your schedule session.
- In case of any unforeseen circumstances which would require you to cancel your talk please inform us at earliest.
- Please note the spelling of your name to be put on the certificate, if any change is required please let us know
- In case of any questions please feel free to contact

Dr. Rajasri G Yaliwal
Scientific Committee Chairperson
Mobile and Whats app no: 98451 52240

Dr. Shobha Shirgur
Organising Secretary (scientific Committee)
Mobile and Whatsapp no: 9663330848

In anticipation of your positive and prompt response
With Warm Regards & Best Wishes,

Dr. Vidya Thobbi
President KSOGA-2023-24
Organizing Chairperson KSOGA-2023

Dr. S.R. Bidri
EC Member KSOGA-2023-24
Organizing Chairperson KSOGA-2023-24

Department of Obstetrics and Gynaecology
BLDE(Deemed to be University), Shri B. M. Patil Medical College, Hospital & Research Centre, Asharam Road, Vijayapura - 586103, Karnataka, India, E-mail: ksoga2023@gmail.com

33rd KSOGA

2023 VIJAYAPURA

Wellness of Women; Educate, Excel, Empower

KARNATAKA STATE OBSTETRIC AND GYNECOLOGY ASSOCIATION

Dates: 15th, 16th, & 17th December 2023 | Venue: BLDE(DU), Shri B. M. Patil Medical College, Hospital & Research Centre, Vijayapura

ORGANISING CHAIRPERSONS
DR. VIDYA. THOBBI
DR. SHAILAJA. R. BIDRI

ORGANISING SECRETARIES
DR. NEELAMMA. PATIL
DR. SHOBHA. S. SHIRAGUR
DR. GEETA. CHOUDHARY
DR. KIRAN. OSWAL

TREASURER
DR. ARUNA. M. BIRADAR

SCIENTIFIC COMMITTEE CHAIRPERSON
DR. RAJASRI YALIWAL

PRESIDENT KSOGA
DR. VIDYA THOBBI

SECRETARY KSOGA
DR. RAJASHREE PALADI

COMMITTEE CHAIRPERSONS

ORGANISING VICE CHAIRPERSONS
DR. S. R. MUDANUR
DR. T. P. NAIDU

LOCAL ADVISORY COMMITTEE
DR. B. A. SASNUR
DR. JAYSHREE. KULKARNI
DR. D. S. JIGAJINNI
DR. JAYSHREE. MUNDEWADI
DR. HEMA PATIL
DR. P. T. JADHAV
DR. P. B. JAJU

REGISTRATION & RECEPTION COMMITTEE
DR. PRIYADARSHINI. PATIL
DR. SUVARNA. NANDI

WORKSHOP COMMITTEE
DR. SANGAMESH. S. MATHAPATI

PG CME
DR. MAMTHA. KULLOLI
DR. NIRMALA. KOTI

PAPER AND POSTER PRESENTATION COMMITTEE
DR. LAXMI SANGOLLI

QUIZ COMMITTEE
DR. AMBIKA. PATIL

KSOGA OFFICE BEARERS
DR. M. G. HIREMATH
DR. H. NAGRAJ
DR. SUMAN GADDI
DR. SHAILAJA BIDRI
DR. SHRUTI BHAVI PATIL
DR. MAHESH KOREGOL
DR. SHANTA SHEKAR
DR. SREELAKSHMI K N
DR. DURGADAS ASARANA
DR. T. P. NAIDU

Dear Doctor,

Date: 07-12-2023

Greetings from the 33rd KSOGA Conference, 2023 Organizing team!

We cordially invite you to participate as faculty for the 33rd KSOGA Conference 2023 to be held on the 15th, 16th, and 17th of December, being organized by KSOGA, Bijapur Obstetrics and Gynaecological Society, and BLDE (DU) Shri B M Patil Medical College, Hospital and Research Center, Vijayapura and Al Ameen Medical College, Vijayapura. We wish that your participation enriches the knowledge of our delegates.

The details of the talk are as follows
Name : Dr MB Bellad
Category : Speaker
Topic : Difficulties during caesarean delivery
Date : 16-12-2023
Time : 12:10 pm to 12:35 pm
Duration : 25 min (20 min talk + 05 min Discussion)
Hall : Krishna

Venue: BLDE(DU) Shri BM Patil Medical College, Hospital and Research Center, Smt Bangaramma Sajjan Campus, Solapur Road, Vijayapura, Karnataka, India PIN 586103

Kindly note:

- Kindly send us your CV in PPT format to ksogascientific2023@gmail.com if not already sent
- Kindly send your Medical Council Registration number along with the state if not been sent already
- Registration to conference is compulsory for all faculties as per KSOGA & FOGSI
- Please maintain time for smooth running of sessions.
- You are required to be in hall 15 minutes prior to your schedule session.
- In case of any unforeseen circumstances which would require you to cancel your talk please inform us at earliest.
- Please note the spelling of your name to be put on the certificate, if any change is required please let us know
- In case of any questions please feel free to contact

Dr. Rajasri G Yaliwal
Scientific Committee Chairperson
Mobile and Whats app no: 98451 52240

Dr. Shobha Shirgur
Organising Secretary (scientific Committee)
Mobile and Whatsapp no: 9663330846

In anticipation of your positive and prompt response
With Warm Regards & Best Wishes,

Dr. Vidya Thobbi
President KSOGA-2023-24
Organizing Chairperson KSOGA-2023-24

Dr. S.R. Bidri
EC Member KSOGA-2023-24
Organizing Chairperson KSOGA-2023-24

Department of Obstetrics and Gynaecology
BLDE(Deemed to be University), Shri B. M. Patil Medical College, Hospital & Research Centre, Asharam Road, Vijayapura – 586103, Karnataka, India, E-mail: ksoga2023@gmail.com

Dr Yeshita Pujar.pdf

33rd KSOGA

2023 VIJAYAPURA

Wellness of Women; Educate, Excel, Empower

KARNATAKA STATE OBSTETRIC AND GYNECOLOGY ASSOCIATION

Dates: 15th, 16th, & 17th December 2023 | Venue: BLDE(DU), Shri B. M. Patil Medical College, Hospital & Research Centre, Vijayapura

ORGANISING CHAIRPERSONS
DR. VIDYA. THOBBI
DR. SHAILAJA. R. BIDRI

ORGANISING SECRETARIES
DR. NEELAMMA. PATIL
DR. SHOBHA. S. SHIRAGUR
DR. GEETA. CHOUDHARY
DR. KIRAN. OSWAL

TREASURER
DR. ARUNA. M. BIRADAR

SCIENTIFIC COMMITTEE CHAIRPERSON
DR. RAJASRI YALIWAL

PRESIDENT KSOGA
DR. VIDYA THOBBI

SECRETARY KSOGA
DR. RAJASHREE PALADI

COMMITTEE CHAIRPERSONS

ORGANISING VICE CHAIRPERSONS
DR. S. R. MUDANUR
DR. T. P. NAIDU

LOCAL ADVISORY COMMITTEE
DR. B. A. SASNUR
DR. JAYSHREE. KULKARNI
DR. D. S. JIGAJINNI
DR. JAYSHREE. MUNDEWADI
DR. HEMA PATIL
DR. P. T. JADHAV
DR. P. B. JAJU

REGISTRATION & RECEPTION COMMITTEE
DR. PRIYADARSHINI. PATIL
DR. SUVARNA. NANDI

WORKSHOP COMMITTEE
DR. SANGAMESH. S. MATHAPATI

PG CME
DR. MAMTHA. KULLOLI
DR. NIRMALA. KOTI

PAPER AND POSTER PRESENTATION COMMITTEE
DR. LAXMI SANGOLLI

QUIZ COMMITTEE
DR. AMBIKA. PATIL

KSOGA OFFICE BEARERS
DR. M. G. HIREMATH
DR. H. NAGRAJ
DR. SUMAN GADDI
DR. SHAILAJA BIDRI
DR. SHRUTI BHAVI PATIL
DR. MAHESH KOREGOL
DR. SHANTA SHEKAR
DR. SREELAKSHMI K N
DR. DURGADAS ASARANA
DR. T. P. NAIDU

Dear Doctor,

Date: 14-11-2023

Greetings from the 33rd KSOGA Conference, 2023 Organizing team!

We cordially invite you to participate as faculty for the 33rd KSOGA Conference 2023 to be held on the 15th, 16th, and 17th of December, being organized by KSOGA, Bijapur Obstetrics and Gynaecological Society, and BLDE (DU) Shri B M Patil Medical College, Hospital and Research Center, Vijayapura and Al Ameen Medical College, Vijayapura. We wish that your participation enriches the knowledge of our delegates.

The details of the talk are as follows
Name : Dr Yeshita Pujar
Category : Speaker
Topic : Post Partum Collapse
Date : 17-12-2023
Time : 9.30 am to 9.50 am
Duration : 20 min (15min talk+ 5 min Discussion)
Hall : Krishna

Venue: BLDE(DU) Shri BM Patil Medical College, Hospital and Research Center, Smt Bangaramma Sajjan Campus, Solapur Road, Vijayapura, Karnataka, India PIN 586103

Kindly note:

- Kindly send us your CV in PPT format to ksogascientific2023@gmail.com if not already sent
- Kindly send your Medical Council Registration number along with the state if not been sent already
- Registration to conference is compulsory for all faculties as per KSOGA & FOGSI
- Please maintain time for smooth running of sessions.
- You are required to be in hall 15 minutes prior to your schedule session.
- In case of any unforeseen circumstances which would require you to cancel your talk please inform us at earliest.
- Please note the spelling of your name to be put on the certificate, if any change is required please let us know
- In case of any questions please feel free to contact

Dr. Rajasri G Yaliwal
Scientific Committee Chairperson
Mobile and Whats app no: 98451 52240

Dr. Shobha Shirgur
Organising Secretary (scientific Committee)
Mobile and Whatsapp no: 9663330846

In anticipation of your positive and prompt response
With Warm Regards & Best Wishes,

Dr. Vidya Thobbi
President KSOGA-2023-24
Organizing Chairperson KSOGA-2023

Dr. S.R. Bidri
EC Member KSOGA-2023-24
Organizing Chairperson KSOGA-2023-24

Department of Obstetrics and Gynaecology
BLDE(Deemed to be University), Shri B. M. Patil Medical College, Hospital & Research Centre, Asharam Road, Vijayapura - 586103, Karnataka, India, E-mail: ksoga2023@gmail.com

Dr Hema Patil.pdf

33rd KSOGA

2023 VIJAYAPURA

wellness of women; Educate, Excel, Empower

KARNATAKA STATE OBSTETRIC AND GYNECOLOGY ASSOCIATION

Dates: 15th, 16th, & 17th December 2023 | Venue: BLDE(DU), Shri B. M. Patil Medical College, Hospital & Research Centre, Vijayapura

ORGANISING CHAIRPERSONS
DR. VIDYA. THOBBI
DR. SHAILAJA. R. BIDRI

ORGANISING SECRETARIES
DR. NEELAMMA. PATIL
DR. SHOBHA. S. SHIRAGUR
DR. GEETA. CHOUDHARY
DR. KIRAN. OSWAL

TREASURER
DR. ARUNA. M. BIRADAR

SCIENTIFIC COMMITTEE CHAIRPERSON
DR. RAJASRI YALIWAL

PRESIDENT KSOGA
DR. VIDYA THOBBI

SECRETARY KSOGA
DR. RAJASHREE PALADI

COMMITTEE CHAIRPERSONS

ORGANISING VICE CHAIRPERSONS
DR. S. R. MUDANUR
DR. T. P. NAIDU

LOCAL ADVISORY COMMITTEE
DR. B. A. SASNUR
DR. JAYSHREE. KULKARNI
DR. D. S. JIGAJINNI
DR. JAYSHREE. MUNDEWADI
DR. HEMA PATIL
DR. P. T. JADHAV
DR. P. B. JAJU

REGISTRATION & RECEPTION COMMITTEE
DR. PRIYADARSHINI. PATIL
DR. SUVARNA. NANDI

WORKSHOP COMMITTEE
DR. SANGAMESH. S. MATHAPATI

PG CME
DR. MAMTHA. KULLOLI
DR. NIRMALA. KOTI

PAPER AND POSTER PRESENTATION COMMITTEE
DR. LAXMI SANGOLLI

QUIZ COMMITTEE
DR. AMBIKA. PATIL

KSOGA OFFICE BEARERS
DR. M. G. HIREMATH
DR. H. NAGRAJ
DR. SUMAN GADDI
DR. SHAILAJA BIDRI
DR. SHRUTI BHAVI PATIL
DR. MAHESH KOREGOL
DR. SHANTA SHEKAR
DR. SREELAKSHMI K N
DR. DURGADAS ASARANA
DR. T. P. NAIDU

Dear Doctor,

Date: 13-11-2023

Greetings from the 33rd KSOGA Conference, 2023 Organizing team!

We cordially invite you to participate as faculty for the 33rd KSOGA Conference 2023 to be held on the 15th, 16th, and 17th of December, being organized by KSOGA, Bijapur Obstetrics and Gynaecological Society, and BLDE (DU) Shri B M Patil Medical College, Hospital and Research Center, Vijayapura and Al Ameen Medical College, Vijayapura. We wish that your participation enriches the knowledge of our delegates.

The details of the talk are as follows
Name : Dr Hema Patil
Category : Speaker
Topic : Vectis vs Vacuum in Cesarean Section (For Vaccum)
Date : 16-12-2023
Time : 3.45 pm to 4.15 pm
Duration : 15 min (12 min talk + 03 min Discussion)
Hall : Krishna

Venue: BLDE(DU) Shri BM Patil Medical College, Hospital and Research Center, Smt Bangaramma Sajjan Campus, Solapur Road, Vijayapura, Karnataka, India PIN 586103

Kindly note:

- Kindly send us your CV in PPT format to ksogascientific2023@gmail.com if not already sent
- Kindly send your Medical Council Registration number along with the state if not been sent already
- Registration to conference is compulsory for all faculties as per KSOGA & FOGSI
- Please maintain time for smooth running of sessions.
- You are required to be in hall 15 minutes prior to your schedule session.
- In case of any unforeseen circumstances which would require you to cancel your talk please inform us at earliest.
- Please note the spelling of your name to be put on the certificate, if any change is required please let us know
- In case of any questions please feel free to contact

Dr. Rajasri G Yaliwal
Scientific Committee Chairperson
Mobile and Whats app no: 98451 52240

Dr. Shobha Shirgur
Organising Secretary (scientific Committee)
Mobile and Whatsapp no: 9663330846

In anticipation of your positive and prompt response
With Warm Regards & Best Wishes,

Dr. Vidya Thobbi
President KSOGA-2023-24
Organizing Chairperson KSOGA-2023-24

Dr. S.R. Bidri
EC Member KSOGA-2023-24
Organizing Chairperson KSOGA-2023-24

Department of Obstetrics and Gynaecology
BLDE(Deemed to be University), Shri B. M. Patil Medical College, Hospital & Research Centre, Asharam Road, Vijayapura – 586103, Karnataka, India, E-mail: ksoga2023@gmail.com

ENDOCRINE SOCIETY OF TELANGANA

ESICON 2023

52nd Annual Conference of the Endocrine Society of India

2nd Annual Conference of Endocrine Society of Telangana

14th - 17th December 2023 | HICC, Hyderabad, Telangana

Certificate of Participation

This is to certify that Dr. **VANISHRI GANAKUMAR**

has participated as **Delegate/Faculty** in **ESICON - 2023** held on 14, 15, 16 & 17 December 2023

at Hyderabad International Convention Centre, HICC, Hyderabad

The Telangana State Medical Council has awarded Six (6) CPD, Credit Points for this programme.

Vide Ref. No. TSMC/CPD - 128/493/2023, Dated: 27-10-2023

Dr. V. Rajalingam
Chairman, TSMC

Dr. Ch. Hanmantha Rao
Registrar, TSMC

Dr. Ch. Amit Kumar
Chairman-CPD, TSMC

Dr. Bipin K Sethi
Organizing Chairman

Dr. D. Vijay Sheker Reddy
Scientific Committee Chairman

Dr. R. Santosh
Organizing Secretary

Dr. Beatrice Anne
Scientific Secretary

Dr. Sanjay K Bhadada
President, ESI

Dr. KVS Hari Kumar
Hon. Secretary ESI

ESIHYD-1137

ಸಂಖ್ಯೆ/ಕು.ಕ/ಗುಣಮಟ್ಟ ಸಮಿತಿ/38/2023-24

ಜಿಲ್ಲಾ ಆರೋಗ್ಯ ಮತ್ತು ಕು.ಕ ಕಚೇರಿ ಬೆಳಗಾವಿ
ದಿನಾಂಕ: 22/08/2023

ಸಭೆ ಸೂಚನಾ ಪತ್ರ

ದಿನಾಂಕ: 25/08/2023 ರಂದು ಬೆಳಿಗ್ಗೆ 10.30 ಘಂಟೆಗೆ ಜಿಲ್ಲಾ ಆರೋಗ್ಯ ಮತ್ತು ಕು.ಕ ಕಛೇರಿ ಬೆಳಗಾವಿಯ ಸಭಾಭವನದಲ್ಲಿ ಮಾನ್ಯ ಮುಖ್ಯ ಕಾರ್ಯನಿರ್ವಾಹಕ ಅಧಿಕಾರಿಗಳು ಜಿಲ್ಲಾ ಪಂಚಾಯತ ಬೆಳಗಾವಿ ಇವರ ಅಧ್ಯಕ್ಷತೆಯಲ್ಲಿ ಜರುಗುವ ಜಿಲ್ಲಾ ಗುಣಮಟ್ಟ ಖಾತರಿ ಸಮಿತಿಯ (DQAC Meeting) ಸಭೆಗೆ ಹಾಜರಾಗಿ ಸಲಹೆ ಸೂಚನೆಗಳನ್ನು ನೀಡಲು ಕೋರಿದೆ.

ಕರಡು ಪ್ರತಿ ಮಾನ್ಯ ಮುಖ್ಯ ಕಾರ್ಯನಿರ್ವಾಹಕ
ಅಧಿಕಾರಿಗಳು, ಜಿಲ್ಲಾ ಪಂಚಾಯತ ಬೆಳಗಾವಿ
ಇವರಿಂದ ಅನುಮೋದಿಸಲ್ಪಟ್ಟಿದೆ.

ಜಿಲ್ಲಾ ಆರೋಗ್ಯ ಮತ್ತು ಕುಟುಂಬ ಕಲ್ಯಾಣ ಅಧಿಕಾರಿಗಳು
ಹಾಗೂ ಜಿಲ್ಲಾ ಗುಣಮಟ್ಟ ಖಾತರಿ ಸಮಿತಿ ಸಂಚಾಲಕರು
ಬೆಳಗಾವಿ

ನೆ,

1. ಜಿಲ್ಲಾ ಆರೋಗ್ಯ ಮತ್ತು ಕುಟುಂಬ ಕಲ್ಯಾಣ ಅಧಿಕಾರಿಗಳು – **ಸಮಿತಿ ಸಂಚಾಲಕರು**
2. ಜಿಲ್ಲಾ ಕುಟುಂಬ ಕಲ್ಯಾಣ ಅಧಿಕಾರಿಗಳು – **ಸದಸ್ಯ ಕಾರ್ಯದರ್ಶಿಗಳು**
3. ಅಪರ ಜಿಲ್ಲಾ ಆರೋಗ್ಯ ಮತ್ತು ಕುಟುಂಬ ಕಲ್ಯಾಣ ಅಧಿಕಾರಿಗಳು ಚಿಕ್ಕೋಡಿ – **ಸದಸ್ಯರು**
4. ಡಾ. ಹೇಮಾ ಪಾಟೀಲ, ಪ್ರಸೂತಿ ಮತ್ತು ಸ್ತ್ರೀರೋಗ ತಜ್ಞರು, ಜೆ.ಎನ್.ಎಮ್.ಸಿ – **ಸದಸ್ಯರು**
5. ಡಾ. ರವಿಶಂಕರ, ಶಸ್ತ್ರಚಿಕಿತ್ಸಕರು, ಬಿಮ್ಸ್ ಬೋಧಕ ಆಸ್ಪತ್ರೆ, ಬೆಳಗಾವಿ – **ಸದಸ್ಯರು**
6. ಡಾ. ಲಕ್ಷ್ಮೀ ಕೆ ಎಸ್, ಸಹಪ್ರಾಧ್ಯಾಪಕರು ಹಾಗೂ ಸ್ತ್ರೀರೋಗ ಮತ್ತು ಪ್ರಸೂತಿ ತಜ್ಞರು, ಬಿಮ್ಸ್ ಬೋಧಕ ಆಸ್ಪತ್ರೆ, ಬೆಳಗಾವಿ - **ಸದಸ್ಯರು**
7. ಡಾ. ಮಹಾಂತೇಶ ಶೆಟ್ಟೆಪ್ಪನವರ, ಅರವಳಿಕೆ ತಜ್ಞರು, ತಾಯಿ ಮತ್ತು ಮಕ್ಕಳ ಆಸ್ಪತ್ರೆ, ವಂಟಮೂರಿ – **ಸದಸ್ಯರು**
8. ಡಾ. ಅರ್ಚನಾ ಮಾಳಗಿ, ಚಿಕ್ಕಮಕ್ಕಳ ತಜ್ಞರು, ಸಮುದಾಯ ಆರೋಗ್ಯ ಕೇಂದ್ರ, ನಂದಗಡ – **ಸದಸ್ಯರು**
9. ಶ್ರೀಮತಿ ಶಿಲ್ಪಾ ಆರ್ ಸವದತ್ತಿ, ವಕೀಲರು ಬೆಳಗಾವಿ – **ಸದಸ್ಯರು**
10. ಶ್ರೀಮತಿ. ಜ್ಯೋತಿ ಕೆ ಎಸ್, ಜಿಲ್ಲಾ ನರ್ಸಿಂಗ್ ಅಧಿಕಾರಿಗಳು – **ಸದಸ್ಯರು**

ಆಹ್ವಾನಿತರು.

1. ಎಲ್ಲ ಜಿಲ್ಲಾ ಮಟ್ಟದ ಕಾರ್ಯಕ್ರಮ ಅನುಷ್ಠಾನಾಧಿಕಾರಿಗಳು.
2. ಜಿಲ್ಲೆಯ ಎಲ್ಲ ತಾಲೂಕಾ ಆರೋಗ್ಯಾಧಿಕಾರಿಗಳು ಬೆಳಗಾವಿ.
3. ಶ್ರೀ ಶಿವಾಜಿ ಮಾಳೆಗನ್ನವರ, ಪ್ರಭಾರಿ ಜಿಲ್ಲಾ ಆರೋಗ್ಯ ಶಿಕ್ಷಣಾಧಿಕಾರಿಗಳು, ಬೆಳಗಾವಿ

Scanned with CamScanner

5:45 0.09 KB/S 72%

New Regional Executive Committee of the SFM Karnataka Chapter

Inbox

S

Society of Fetal Med... 4:45 PM
to Society, Bimal, Aparna, b...

Dear Members of the SFM Karnataka Chapter,

The new **Executive Committee** of the **SFM Karnataka Chapter** has been formed by consensus.

The list of Committee Members are as follows:

President: Dr. Adinarayan Makam (Bangalore)

Vice President: Dr. Chitra Ganesh (Bangalore)

Treasurer: Dr. Praveen NS (Mysore)

Secretary: Dr. (Major) Prakash P (Bangalore)

Members:
1. Dr. Ravi Badagandi (Gokak)
2. Dr. Muralidhar GK (Dharwad)
3. Dr. Smitha S (Bangalore)
4. Dr. Manjunath Hukkeri (Belgavi)

Co-opted Members:
1. Dr. Sudha Rudraiah (Shivammoga)
2. Dr. Nireeksha Shetty (Mangalore)
3. Dr. Megha Kamlapurkar (Gulbarga)

Please be in touch with them for any suggestions, local academic activities, or enquiries.

Dr. Adinarayan Makam, Email: adimv2001@yahoo.com **; Mobile: 99456880437**
Dr. (Major) Prakash P, Email: drpprakash@hotmail.com **; Mobile: 9241287972**

Regards,



LIVE WIRE 2023

Eye Fest 2023

M. M. JOSHI EYE INSTITUTE
SINCE - 1967
|| TAMASOMA JOSHIRGAMAYA ||

SCIENTIFIC PROGRAMME

SAT 16TH & SUN 17TH DECEMBER 2023

Saturday Day 1, 16th December 2023

08:00 am : Registration

09.00 am : **Phaco Basics - Live surgery**
Chairpersons : Dr. Vijayalaxmi Kori, Dr. Katyayani B.N
Moderators : Dr. Manohar Puttanna, Dr. Aniket Shastri
Surgeons : Dr. R. Krishnaprasad, Dr. K. V. Satyamurthy

09:30 am : **Phaco live surgeries**
Chairpersons : Dr. Vijay Sajjanar, Dr. C. R Patil
Moderators : Dr. Umesh Y, Dr. Shilpa Kodkany

Corneal Complications of Cataract Surgery : Dr. Aniket Shastri

Phaco live surgery : **Dr. K. V. Satyamurthy**
Phaco live surgery : **Dr. Madhu Uddaraju**
Phaco live surgery : **Dr. Krishnaprasad R**
Phaco live surgery : **Dr. Ananth Doddaramegouda**

11.00 am : Tea Break

11.30 am : **Posterior Segment complications of Cataract Surgery**
Chairpersons : Dr. A.S. Guruprasad, Dr. Vivek Wani
Moderators : Dr. Shrinivas Joshi, Dr. Sachin Mahuli

Management of PC Rent : Dr.Vivek Wani - 12 mins



LIVE WIRE 2023

Eye Fest 2023

M. M. JOSHI EYE INSTITUTE
|| Tamasoma Joshirgamaya ||

Retina Live Surgery
Management of Nucleus drop : Dr. Giriraj Vibhute

Retina Live Surgery
Management of IOL dislocation - Dr. Apoorva Ayachit

Retina Live Surgery
Management of Endophthalmitis - Dr. Sachin Mahuli

Keynote Address : **Cataract Surgery and Vitreoretinal Disease** - Dr. A.S. Guruprasad

01:30 pm : Lunch Break

2.30 pm : **Refractive Surgery**
Chairpersons : Dr. Hanumanthappa. A, Dr. Vishwanath Ankad
Moderators : Dr. K. V. Satyamurthy, Dr. Kiran Kumar

Practical pearls on PRK	:	Dr. Umesh.Y	10 mins
Evaluation of a case for SMILE.	:	Dr. Viplav Gautam	10 mins
Step by step of SMILE surgery	:	Dr. Kiran Kumar	10 mins
Live surgery of Phakic IOL	:	**Dr . Shilpa Male**	
Practical Evaluation for phakic IOLs	:	Dr. Aniket Shastri	10 mins
Practical pearls on Phakic IOL Implantation	:	Dr. Madhu Uddaraju	10 mins

03.30 PM : **Surgical Khichdi**
Keynote Address : **Bowman's Membrane Transplantation in advanced Keratoconus**
Dr. Madhu Uddaraju

Chairpersons	:	Dr. Girish Masurkar, Dr. Sudhakar. J
Moderators	:	Dr Shivanand Bubanale, Dr. Vivekanand J.
Surgery for Thyroid Orbitopathy	:	Dr Subhav Pershad
Pediartic Cataract - How different it is from Adult Surgeries	:	Dr Amruta Sindhu
Botulinum Brahmastra	:	Dr. Deepti Joshi
CMT Flex – The Show Stopper SFIOL	:	Dr. Giriraj Vibhute
Intra-Op Iris Trouble – What Next ?	:	Dr. Umesh. Y
Understanding EDOFs	:	Dr. Ananth Doddaramegowda



LIVE WIRE 2023

Eye Fest 2023

M. M. JOSHI EYE INSTITUTE
|| Tamasoma Joshirgamaya ||

4.45 pm : Tea Break

5.00 pm : **Rapid Fire Session**

(2 minutes surgical video presentation by various faculty followed by discussion)

Chairpersons : Dr. Suhas Haldipurkar, Dr. Sanjeev Kurlkarni

Moderators : Dr. K. V. Shivaram, Dr. Amruta Sindhu

Surgical Videos presented by

Dr. Manohar P | Dr. Deepti Joshi | Dr. Madhu Uddaraju | Dr. Umesh Y
Dr. Subhav Pershad | Dr. Viplav Gautam | Dr. Shrinivas M Joshi | Dr. Ananth D
Dr. Giriraj Vibhute | Dr. Pravin Raut | Dr. Kiran Kumar | Dr. Sachin Mahuli

07.00 pm Onwards

SATURDAY NIGHT FEVER

Fellowship dinner with Music, Masti & Entertainment

Venue : Ananth The Grand (Roof Top)

Sunday Day 2, 17th December 2023

08.30 am : **'Surgical Potpourri'**

Chairpersons : Dr. Sameer Bagewadi, Dr. Vinay Sultanpur

Moderators : Dr. H M Ravindranath, Dr. Vijay Sajjanar

Live Surgeries of Phaco, Trabeculectomy, Secondary IOLs, Intravitreal injection, Phakic IOLs and Lamellar Corneal Surgeries

SURGEONS

Dr. Suhas Haldipurkar | Dr. Guruprasad A. S | Dr. Viplav Gautam
Dr. H. M. Ravindranath | Dr. Umesh Y | Dr. Paras Khatwani
Dr. Anjana Kuri | Dr. Aniket Shastri | Dr. Madhu Uddaraju



LIVE WIRE 2023

Eye Fest 2023

M. M. JOSHI EYE INSTITUTE
|| Tamasoma Joshirgamaya ||

10.30 am : **INAUGURATION**

Chief Guest : **Shri Pralhad Joshi**
Union Minister of Parliamentary Affairs, Coal and Mines, Govt. of India

Presided by : Padmashree **Dr. M. M. Joshi**
Founder Chairman, M. M. Joshi Eye Institute group of Hospitals

11.00 am : **AWARD CEREMONY**

Padmashree Dr. M M Joshi Oration Award to Dr. R.D Ravindran

Padmashree Dr. M M Joshi Life Time Achievement Award to Dr. Suhas Haldipurkar

Padmashree Dr. M M Joshi Young Achievers Award to Dr. Madhu Uddaraju

Examplary Service Award to Dr. P. V. Kanchi & Dr. Chaitra Jayadev

Dr. M. M. Joshi Oration Lecture
"Outcomes in High Volume Cataract - The Aravind Experience" : Dr R D Ravindran

Keynote Address:
"My enduring Relationship with Assia Anchor for fixing Bags" : Dr. Suhas Haldipurkar

12.30 pm : **Ophthalmic Debate**
Chairpersons : Dr. Ravi Nadgir, Dr. J. H Meharwade
Moderators : Dr. Anupama Desai, Dr.Milind Galagali

Special Lecture **: Cataract Surgery-Simple ways to optimize it :** Dr. Suhas Haldipurkar

Secondary IOLs - SFIOL v/s Iris Claw :
Dr. Giriraj Vibhute & Dr. Umesh Y

Failed Macular Hole Surgery - Neurosensory Graft v/s Macular Detachment
Dr. Shrinivas Joshi & Dr. Apoorva Ayachit

Presbyopia Treatment - Glasses & Laser should stay v/s Presbyopia Lens Exchange is the Way
Dr. Aniket Shastri & Dr. H. M. Ravindranath

Are We Underselling our Cataract Surgeries
Yes - Dr. Ananth D | **No** - Dr. K V Shivaram



LIVE WIRE 2023

Eye Fest 2023

M. M. JOSHI EYE INSTITUTE
|| Tamasoma Joshirgamaya ||

1.30 pm : Lunch

2.15 pm : **Surgical Kaleidoscope**

Chairpersons : Dr. Shankargouda Patil, Dr.Anjana Kuri

Moderators : Dr. Krishnaprasad R, Dr.Sushant Chafekar

What is New in Retina Surgery	: Dr. Shrinivas Joshi
All Roads lead to Orbit	: Dr. Manohar Puttanna
Pterygium Surgery Secrets	: Dr. Shilpa Male
Surgical Management of Partially Accommodative Esotropia	: Dr. Amruta Sindhu
Live Squint Surgery with Botulinum Toxin	: **Dr. Deepti Joshi**
Blepharoplasty – Tips & Tricks	: Dr. Subhav Pershad
Post LASIK Biometry troubles – Here is the Solution	: Dr. Umesh .Y
Tubes and Shunts in Glaucoma Surgery	: Dr. Vijayalaxmi Kori
What not to do in case of a PCR?	: Dr. Chaitra Jayadev
The Novel MESH technique of SFIOL	: Dr. K. V. Satyamurthy

3.30 pm : **Rapid Fire Session**

(2 minutes surgical video presentation by various faculty followed by discussion)

Chairpersons : Dr. Savita Kanakpur, Dr.Roopa Hiremath

Moderators : Dr. Suhas Haldipurkar , Dr.Rashmi Kudari

SURGICAL VIDEO PRESENTERS

Dr. Shilpa Kodkany | Dr.Abhijit Kakhandaki | Dr. Shivaji Padamukhi

Dr. Sushil Kakhandaki | Dr. H.M Ravindranath | Dr. Manohar Puttanna

Dr. Deepa Mugali | Dr. Roopa Hiremath | Dr. Katyayani Patil

04.30 pm : **Valedictory & Farewell**

IOACON
LUCKNOW 2023

68th Annual Conference of
the Indian Orthopaedic Association

Dates: December 14 - 17, 2023
Venue: Ekana Sports Complex, Lucknow

Conference Theme: Navigating into the Future

Lucknowledge



CERTIFICATE

This is to certify that

Dr. Dinesh Kale

has attended & participated as a **Faculty** at

IOACON 2023 LUCKNOW

held at the Ekana Sports City, Lucknow, India from December 15 - 17, 2023

Dr. Sanjeev Awasthi
Organising Chairman

Dr. Shubh Mehrotra
Organising Chairman

Dr. Ram Chaddha
President Elect - IOA

Dr. Vineet Sharma
Scientific Chairman

Dr. Anup Agrawal
Scientific Secretary

Dr. Jamal Ashraf
Organising Secretary

20 December 2023

9.00-9.30 AM Registration

9.30-10.00 Pre CME-Assessment for All Delegates- Online and Offline

10.00 – 11.00 AM Inauguration

Chief Guest: Prof D K Gupta, Former Prof & Head, Dept of Pediatric Surgery, AIIMS, New Delhi. Former Vice Chancellor, KGMU, Lucknow, New Delhi
Guest of Honor: Prof. M Srinivas, Director, AIIMS, New Delhi
Special Guest: Dr Geeta Jotwani, Scientist, ICMR
Dr S K Sarin (President NAMS), Umesh Kapil (Sec. NAMS) & Dr KK Deepak, NAMS
Dr Sheo Mohan Singh, Director, ICSCCB
Dr Manish Khanna (ISCSG President Online); Madhan Jeyaraman (Jt Sec ISCSG Online)
Dr Ramesh Babu (IAPS President) and Dr Vikesh Agarwal (IAPS Secretary)
Dr Shilpa Sharma (RIPSS Chairman) and Dr Sagar Jawale (RIPSS Secretary)
Dr Alpana Prasad (DAPS Chairman) and Dr Prashant Jain (DAPS Secretary)

10.30 AM-11.00 AM **KEYNOTE: Dr Geeta Jotwani**
Regulation of Clinical Research for Cellular and Gene Therapy Products in India

11.00-11.15 AM Followed by Panel Discussion

https://us06web.zoom.us/j/85270267804?pwd=aUycM0TZMhWa7XYcyw6kBj8i1Q9zlg.1

	11.15- 11.40AM TEA BREAK			
	Session 1 – Reaching Manufacturing and Patents			
Sl. No	**Session timing**	**Title**	**Speaker**	**Chairpersons**
2	11.40-12.00	Role of Emerging textile materials for medical applications	Dr Ashwini Agarwal, Dept of Textile Engineering, IIT Delhi	M Srinivas Sagar Jawale Meera Luthra
3	12.00-12.20	Insights into Patenting Process	Avi Garg, Partner – LexOrbis. Advocate & Registered Patent Agent (M.Sc, LLB, PGDIPRL)	
	Session 2 –Pediatric Oncology and Hepatobiliary Research			
4	12.20-12.45	Basic, Translational and Clinical Research in Wilms' Tumor	Dr Y K Sarin	Bipin Puri Shalini Mishra
5	12.45-1.10	Research on Pediatric Hepatobiliary Surgical conditions	Dr Prema Menon	
	1.00-2.00 Lunch			
	Session 3 –Antibiotics and Drug Resistance			
6	2.00-2.20	Antibiotic Stewardship	Vivek Manchanda	Prema Menon

7	2.20-2.30	A project to deal with bacterial and viral drug resistance with special reference to Covid 19	Sagar Jawale	Gagandeep
	Session 4 – Stem cells Guidelines			
8	2.30-3.20	Understanding the current guidelines on stem cells	Prof Kameshwar Prasad	S Chooramani Gopal Vaibhav Garg
	Session 5 – Enroute towards a Health Policy			
9	3.20-3.45	Ideal food Vehicle to suit Indian Food culture to Correct Deficiency of Vitamins B12 & Folic acid in Women of Child bearing age and make it available in urban & rural India through Tea Board of India.	Ravindra Vora Dr. Podma Sharma	Nidhi Sugandhi Santosh Kurbet
	Session 6 – Statistics			
10	3.45-4.05	Biostatistics for Beginners.	Dr Kirti Rathod	Y K Sarin Vivek Manchanda Ankur Mandelia
11	4.05-4.25	Using SPSS	Dr Ashwani Mishra	
12	4.25-4.50	Sabermetrics, Virtual reality, AI/ML applications in Surgery	Dr Ramesh Babu	
	Session 7 – GastroIntestinal Tract and Immunomodulation			
13	4.50-5.20	Single Stage anorectal pull through for imperforate anus	Amin Gohary	Subhasis Saha Nargis Pragyna Bendre Shilpa Sharma
14	5.20-5.40	Role of breast milk stem cells in Immunomodulation	Ramesh Menon	
15	5.40-6.00	Recent Advances in the management of Constipation	Mamta Sengar	
	High Tea			

DAY 2 – RIPSS-DAPS 21 December 2023				
8.45- 9.00 Good Morning wishes				
Sl. No	**Session timing**	**Title**	**Speaker**	**Chairpersons**
	Session 8 – Challenging Reconstruction Surgery by Eminent Surgeons **RIPSS Representation:** Shilpa Sharma, Sagar Jawale			
1	9.00- 10.00	**RIPSS Oration** Exstrophy bladder-My journey over 3 decades	Prof Minu Bajpai Executive Director, National Board of Examinations (Medical Sciences), former Dean (Academics) and HoD Pediatric Surgery, AIIMS, New Delhi	Rakesh Joshi Bharti Kulkarni
2	10.00- 10.40	**RIPPS Oration** Cloacal Exstrophy. My experience of more than 40 cases over 3 decades	Dr Wee Yan Chia	Tahmina Bano Archana Puri
	10.40- 11.00 TEA			
	Session 9 – Cell Biology and Toxicity			
3	11.00-11.20	Overview of microRNA and mRNA	Rima Dada	JK Mahajan Sunita Singh Pragyna Bendre
4	11.20-11.40	Role of Heavy Metals on Health	Javed	
	Session 10 - Antenatal Diagnosis			
4	11.40-12.00	Antenatal diagnosis Congenital Lung lesions	Dr Alpana Prasad	Manjusha Sailukar Sameer Acharya Nabila Talat
5	12.00-12.20	Antenatal diagnosis Congenital Urological lesions	Dr Anju Gambhir	
6	12.20-12.40	Bridging the gap in Esophageal atresia	Roy Choudhary	
	Session 11 - Antenatal Diagnosis			
7	12. 40- 1.10	Insights into Point of Care Ultrasound	Sanjeev Bhoi	Roy Choudhary

				Anju Gambhir
	1.10-2.00 Lunch			
	Session 12 – Pediatric Urology and Nomogram Research Papers			
8	2.00-2.15	Single dartos flap versus double dartos flap in hypospadias repair: A systematic review and metaananalysis with trial sequential analysis and Fragility Index	Dr Nitin Borkar	Chabbi Rano Alpana Prasad Niyaz Khan
9	2.15-2.25	My innovations in hypospadias surgery A novel modification of Hayashi-Koyanagi repair for proximal hypospadias: preliminary report.	Bijaya Kumar Sethi, Sumitra Kumar Biswas	
10	2.25-2.35	Centile Curves and Reference Values for Paediatric Umbilical Measurement Nomogram for Indian Children.	Prativa Choudhury	
11	2.35-2.40	Designing Nomogram Curves with R: The Methodology Illustrated.	Prativa Choudhury	
12	2.40-2.45	Measurement of the Stretched Penile Length by the Ruler Method: Estimation of Intra-Observer and Inter-Observer Variations and Standardization of Technique.	Prativa Choudhury	
	Session 13 – Pediatric Urology Skill and Research			
13	2.45-3.00	Nurturing Skills for PCNL.	Uday Chatterjee	Dasmit Singh Archika Gupta Ravi Kale
14	3.00-3.15	Bladder hostility score: A novel surveillance tool to predict upper tract status in posterior urethral valves	Dr Archana Puri	
15	3.15-3.30	Video Urodynamics	Dr Sujoy Neogi	

	Session 14 – Minimal Invasive Surgery Skills and Equipment			
16	3.30-3.50	Key Surgical Steps and Challenges in Pediatric Thoracoscopic Surgeries	Dr Prashant Jain	Sujit Choudhary Chabbi Rano Ravi Kanojia
16	3.50-4.10	Make In India - Equipments for pediatric minimally invasive surgery	Dr Shandip Sinha	
17	4.10-4.30	Cost effective simulator for PCNL puncture.	Dr Niyaz Khan	
18	4.30-5.00	Feedback	Online and Offline	
19	3.00- 6.00 PM	Thoracoscopy workshop with Simulation on your desk (Cont. of Pre conference Workshop)		
	5.00 - Post CME-Assessment for All Delegates- Online and Offline			
	High Tea			

https://us06web.zoom.us/j/85270267804?pwd=aUycM0TZMhWa7XYcyw6kBj8i1Q9zlg.1

18th Annual Conference of Karnataka State Chapter - IAPS

PeSuCON 23

1st, 2nd and 3rd Dec. 2023

Hosted by : IAPS - KSC & Dept. of Pediatric Surgery, SSMC, Tumkur

Venue: Day 1 - SSMC, Tumkur Day 2, 3 - Ankit Vista Resort, Nelmangala

TIME	TOPIC	SPEAKERS	CHAIRPERSON
9:00 – 9:15 AM	Necrotising Enterocolitis-Medical	Dr Chandrakala	Dr Anand Alladi
9:15 – 9:30 AM	Necrotising Enterocolitis- Surgical	Dr Padmalatha	Dr Anand Alladi
9:30 – 9:45 AM	Discussion		
9:45 – 10:00 AM	Invasive Monitoring-Medical	Dr Prakash V	Dr Narendra Babu
10:00-10:15 AM	Blood & Bl products- Surgical	Dr Intezar Mehdi	Dr Narendra Babu
10:15-10:30 AM	Discussion		
10:30-10:45 AM	Snake Bite – Medical	Dr Lalitha	Dr Narendra Babu
10:45-11 AM	Snake Bite - Surgical	Dr Santosh B Kurbet	Dr Narendra Babu
11- 11:15 AM	Discussion		
11: 15 – 12 PM	INAUGURATION		
12- 12:15 AM	Bleeding Neonate – Medical	Dr Sarvanan R	Dr Anand Alladi
12:15-12:30 PM	Bleeding Neonate – Surgical	Dr Sadashiv Rao	Dr Anand Alladi
12:30-12:45 PM	Discussion		
12:45-1 PM	Urinary Tract infection - Medical	Dr Aparna Iyengar	Dr Ramesh
1:-1:15 PM	Urinary Tract Infection- Surgical	Dr Prasanna A V	Dr Anand Alladi
1:15 - 1:30 PM	Discussion		
1: 30- 2:30 PM	LUNCH		
2:30 -2:45 PM	Congenital diaph hernia	Dr Rajath	Dr Anil
2;45-3 PM	Congenital Diaph Hernia	Dr Deepti Vepakomma	Dr Anil
	Discussion		
2: 30- 2: 45 PM	Empyema Thoracis- Medical	Dr Dakshayani	Dr Santosh B Kurbet
2: 45- 3 PM	Empyema Thoracis-Surgical	Dr Narendra Babu	Dr Santosh B Kurbet
3- 3: 15 PM	Discussion		
3: 15- 3:30 PM	Lung Malformations- Medical	Dr Srinivas Murthy	Dr Anil KL
3:30 -3:45 PM	Lung Malformations- Surgical	Dr Sundeep Kisku	Dr Anil KL
3: 45- 4 PM	Discussion		
4:00-4:30 PM	Tea		

Chairpersons of session on 29th Dec 2023 APSICON

Inbox

Rajesh Powar
to me

---------- Forwarded message ---------
From: **Milind Wagh** <scientific.apsicon2023@gmail.com>
Date: Sat, Dec 2, 2023, 4:42 PM
Subject: Chairpersons of session on 29th Dec 2023 APSICON
To: <prabhumd@yahoo.com>, Rajesh Powar <drrajeshpowar@gmail.com>, Surendra Pal Bajaj <drspbajaj@gmail.com>

Dear Dr. S P Bajaj, Dr Mahesh Prabhu, Dr Rajesh Powar

The Organizing Committee of APSICON 2023 is honoured to invite you to chair a session together, at our upcoming Annual National Confe would be grateful if you would kindly accept our invitation.

The session is as follows:
Day 1, 29th Dec 2023 (3.45 pm to 5.00 pm)
Hall 2 Session 1

Subodh Kumar Singh	**IT Jackson Cleft Award Paper**: An Extra Mile Journey with Clefts (15mins)
Sujata Sarabahi	Challenges of Secondary cleft lip nose rhinoplasty -- Tips and tricks
Subodh Kumar Singh	Refinements in Bilateral Cleft Lip Repair with Primary Open Tip Rhinoplasty
Nimisha Singh	Vitamin B12 deficiency; a risk factor for orofacial cleft - nutritional and genomic study
Subodh Kumar Singh	Prevention of malnutrition and death in Cleft patients by providing nutrition support and care
Rakesh Kain	Craniosynostosis :Minor sutures synostosis responsible for re-stenosis
Sagnika Ukil	Assessment of Hydroxyapatite, Tricalcium Phosphate, and Autologous Bone Powder in Cranioplasty Defects for Craniosynostosis:A Prospective Observational Study
Neha Arunkumar Srivastava	Role of VSP and 3D printing in correction of craniosynostosis: a case series
Mehvash Khan	Clinical spectrum of hemifacial microsomia
Abhishek kumar Rai	Fischer technique for repair of unilateral cleft lip: our experience

As chairpersons for the session, may we request you to follow the guidelines as under:

1. We request you to check the program booklet and remember the session you will be in charge of and please be available in the Hall at time. Hall Co-ordinators will remind you of the same in advance of the session.
2. Please welcome the speaker to the podium as per the order of the papers in the session. The name and city/town of the speake highlighted on the digital podium and there would be no need for a formal introduction, **as we will be really hard pressed for time**.
4. Please ensure that the speaker sticks to the time allotted and warn him / her 1 min in advance of the end of the allotted time. The Auc There will be a countdown timer on the dais visible to you as well as the speaker to check the time elapsed in each talk.
5. In the interests of sticking to time through the day and finishing the sessions punctually, we have already informed all speakers and i *presentation and the audio will automatically switch off at the end of their allotted time*.
6. We have planned for adequate Q&A time **at the end of each session**. Please request all speakers to continue to stay in the Hall questions related to their presentations.
7. For the Q&A session at the end, please request all those who wish to ask **questions** of any particular speaker to come and queue up a that while brief comments from you would be most welcome, **elaborate comments** from the audience can be gently discouraged in the ir
8. There will be Hall Co-ordinators close by to assist you in conducting the session. Please contact them for anything you need.

We deeply appreciate your kind help in conducting the scientific sessions of APSICON 2023. Looking forward to meeting you in Indore.

Awaiting your reply.

Warm regards

Dr Milind Wagh / Dr Mahinoor Desai
Scientific Committee
APSICON 2023

Reply Forward ☺

SK Bhatnagar Quiz at APSICON 2023

Inbox

Rajesh Powar
to me

---------- Forwarded message ---------
From: **Milind Wagh** <scientific.apsicon2023@gmail.com>
Date: Fri, Sep 15, 2023, 11:39 PM
Subject: SK Bhatnagar Quiz at APSICON 2023
To: Dr. Bharat Saxena <bharat.saxena88@gmail.com>, Rajesh Powar <drrajeshpowar@gmail.com>
Cc: <nitin.mokal@gmail.com>, <dramitahiremath@gmail.com>

Dear Rajesh / Bharat

As discussed in the Scientific Committee meeting today, you two are in charge of drafting the questions and the rules and conducting the SK B

Rajesh has already accepted this responsibility in the previous meeting. He's conducted multiple Quizzes at several conferences in the past w

Rajesh, I am giving you young and dynamic Dr Bharat Saxena from Mumbai to help you with the same, so that together you can pull off anoth coordinate with Prof Powar.

I would request you to please keep me updated whenever you can as we go towards the conference dates.

Warm regards
Dr Milind Wagh
Chairman, Scientific Committee
APSICON 2023, INDORE

KARNATAKA STATE PULMONOLOGISTS ASSOCIATION ANNUAL MEET

PULMOKARN - 2023

Beyond Breath : Enhancing Lung function

Certificate of Appreciation

Presented to

DR. BHAGYASHRI . B. PATIL

for being a KEYNOTE SPEAKER on the topic titled

TAILORING ANTIBIOTICS IN RESPIRATORY INFECTIONS USE OF SERUM MARKERS & OTHER PARAMETERS

at Karnataka State Pulmonologist's Annual Conference "PULMOKARN 2023"

held from 27th October to 29th October 2023

at Bangalore Medical College and Research Institute, Bangalore.

K.S Satish.

Dr. K.S Satish
President, KPA

Dr. Shashibhushan B L
Organizing Chairman
PULMOKARN 2023

Dr. Basavaraju T J
Scientific Committee Chairman
PULMOKARN 2023

2 MILLION

PHARMED SYNERGY

Pharmed Ltd.
cordially invites you
for a CME on

Breakthrough Innovation in Pregnancy Care
A Novel Folate & SuperMethyl Choline Duo to Improve Outcomes

Speaker

Dr. Pradeep Goudar
Consultant Radiologist KLE hospital
Asso professor JN Medical colleges
Sub USG guided procedures on OBG

Dr. Dattaprasad v. Gizare MB. DGO. DNB. FICOG.

Date: Nov 30, 2023 (Thursday)

Time: 8:00 PM onwards

Venue: UK 27 THE FERN HOTEL, BELGAUM

Folineo® XT


Strength of ultrasound
Real time
Speed of use
Ability to compress the site
Rapid confirmation of complications
Guidance in multiple planes
Colour doppler for vessel visualisation
Ready availability
Portable



38TH ANNUAL RADIOLOGY STATE CONFERENCE OF INDIAN RADIOLOGY AND IMAGING ASSOCIATION KARNATAKA STATE CHAPTER-2023

CERTIFICATE

THIS IS TO CERTIFY THAT

Dr. Pradeepgoud Patil

Has delivered an outstanding keynote address on the topic, **"Role of Elastography in Thyroid nodule"** on **8th December 2023** at the **38th Annual Radiology State Conference of Indian Radiology And Imaging Association Karnataka State Chapter-2023** held on **8th, 9th, and 10th December 2023**, at BLDE(Deemed to be University), Shri B. M. Patil Medical College, Hospital & Research Centre, Vijayapura-586103, We extend our heartfelt appreciation for sharing your expertise, insights, and inspiring thoughts with the conference participants. Your valuable contribution has greatly enriched the discussions and contributed to the success of the event.

DR. RAJASHEKHAR. MUCHCHANDI	DR. P. BALAKRISHNA SHETTY	DR. SHIVANAND PATIL	Dr. RAVI N	Dr. N Krishnappa
PROF. & HOD, DEPT. OF RADIOLOGY, BLDE(DU)	PRESIDENT KARANTAKA STATE CHAPTER IRIA	PROF. DEPT. OF RADIOLOGY, BLDE(DU)	SECRETARY KARNATAKA STATE CHAPTER IRIA	KMC OBSERVER
ORGANIZING CHAIRPERSONS	ORGANIZING CHAIRPERSONS	ORGANIZING SECRETARIES	ORGANIZING SECRETARIES	

38TH ANNUAL RADIOLOGY STATE CONFERENCE OF INDIAN RADIOLOGY AND IMAGING ASSOCIATION KARNATAKA STATE CHAPTER-2023

CERTIFICATE OF CHAIRPERSON

Dr. Santosh Patil

has participated as a **Chair Person** in the **38th Annual Radiology State Conference of Indian Radiology And Imaging Association Karnataka State Chapter-2023**, held on 9th & 10th **December 2023** at BLDE(DU) Shri B. M. Patil Medical College, Vijayapura.

DR. RAJASHEKHAR. MUCHCHANDI	DR. P. BALAKRISHNA SHETTY	DR. SHIVANAND PATIL	Dr. RAVI N	Dr. N Krishnappa
PROF. & HOD, DEPT. OF RADIOLOGY, BLDE(DU)	PRESIDENT KARANTAKA STATE CHAPTER IRIA	PROF. DEPT. OF RADIOLOGY, BLDE(DU)	SECRETARY KARNATAKA STATE CHAPTER IRIA	KMC OBSERVER
ORGANIZING CHAIRPERSONS	ORGANIZING CHAIRPERSONS	ORGANIZING SECRETARIES	ORGANIZING SECRETARIES	

ISPAE 2023

BENGALURU

8th Biennial Meeting of

Indian Society for Pediatric and Adolescent Endocrinology (ISPAE)

17th - 19th November, 2023

Venue:

Hilton Garden Inn

Embassy Manyata Business Park, Bengaluru



ispae2023bangalore@gmail.com

www.ispae2023.com

CLICK TO REGISTER

REGISTRATION DETAILS

THREE DAY PROGRAM

17 - 19 November, 2023, Bengaluru

Type	Upto 30th Sep 2023	Upto 31st Oct 2023	Spot Registration
ISPAE Members	Rs. 12,000	Rs. 14,000	Rs. 15,000
Non Members	Rs. 14,000	Rs. 16,000	Rs. 17,000
Student* / Accompanying Person	Rs. 6,000	Rs. 7,000	Rs. 7,000
International Delegates	US $ 200		

SINGLE DAY PROGRAM - 19th November 2023

Type	Upto 30th Sep 2023	Upto 31st Oct 2023	Spot Registration
Registration for General Paediatricians and Practitioners	Rs. 4,000	Rs. 5,000	Rs. 5,000

Registration fees inclusive of 18% GST

*** Students (DM / M.Ch. / DNB / PDF / MD) should submit proof from the Head of the Department**

Scan QR Code to **REGISTER NOW**

Organising Committee



Dr. Raghupathy P
Chief Patron



Dr. Shaila Bhattacharyya
Organising Chairperson



Dr. Vani H.N
Organising Secretary



Dr. Pavithra Nagaraj
Joint Secretary



Dr. Santhosh Olety Sathyanarayana



Dr. Vijaya Sarathi H. A



Dr. Anjana Hulse



Dr. Suman Rath



Dr. Poornima R.N



Dr. Shaila Pachapure



Dr. Diksha Shirodkar



Dr. Mounica Reddy

Scientific Committee



Dr. Raghupathy P



Dr. Shaila Bhattacharyya



Dr. Vijaya Sarathi H. A



Dr. Ahila Ayyavoo



Dr. Dhivyalakshmi



Dr. Pavithra Nagaraj

Abstract Committee



Dr. Santhosh Olety Sathyanarayana



Dr. Pavithra Nagaraj



Dr. Diksha Shirodkar



Dr. Akanksha Parikh

Inaugural Committee



Dr. Mounica Reddy



Dr. Namratha



Dr. Thrupti



Dr. Meenakshi

Travel and Accommodation Committee



Dr. Vijaya Sarathi H.A



Dr. Sireesh

Registration Committee



Dr. Shaila Pachapure



Dr. Sowjanya G.T

Audio-Visual / MC Committee



Dr. Poornima R.N



Dr. Avani



Dr. Koushik



Dr. Suprretha

Food Committee



Dr. Suman Rath



Dr. Nabanita



Dr. Shruti Appaji

Souvenir Committee



Dr. Anjana Hulse



Dr. Chaitra



Dr. Tejasvi

Web and Media Committee



Dr. Anjana Hulse



Dr. Aayush



Dr. Zalak Upadhyay



OUTSTANDING

INVESTIGATOR

AWARD



PAPER SUBMISSION CLOSES ON

31ST AUGUST, 2023

CLICK HERE TO SUBMIT YOUR PAPER



ISPAE 2023

BENGALURU

8th Biennial Meeting of

Indian Society for Pediatric and Adolescent Endocrinology (ISPAE)

17th - 19th November, 2023

Venue:

Hilton Garden Inn

Embassy Manyata Business Park, Bengaluru



ispae2023bangalore@gmail.com

www.ispae2023.com

CLICK TO REGISTER

REGISTRATION DETAILS

THREE DAY PROGRAM

17 - 19 November, 2023, Bengaluru

Type	Upto 30th Sep 2023	Upto 31st Oct 2023	Spot Registration
ISPAE Members	Rs. 12,000	Rs. 14,000	Rs. 15,000
Non Members	Rs. 14,000	Rs. 16,000	Rs. 17,000
Student* / Accompanying Person	Rs. 6,000	Rs. 7,000	Rs. 7,000
International Delegates	US $ 200		

SINGLE DAY PROGRAM - 19th November 2023

Type	Upto 30th Sep 2023	Upto 31st Oct 2023	Spot Registration
Registration for General Paediatricians and Practitioners	Rs. 4,000	Rs. 5,000	Rs. 5,000

Registration fees inclusive of 18% GST

*** Students (DM / M.Ch. / DNB / PDF / MD) should submit proof from the Head of the Department**

Scan QR Code to **REGISTER NOW**

Organising Committee



Dr. Raghupathy P
Chief Patron



Dr. Shaila Bhattacharyya
Organising Chairperson



Dr. Vani H.N
Organising Secretary



Dr. Pavithra Nagaraj
Joint Secretary



Dr. Santhosh Olety Sathyanarayana



Dr. Vijaya Sarathi H. A



Dr. Anjana Hulse



Dr. Suman Rath



Dr. Poornima R.N



Dr. Shaila Pachapure



Dr. Diksha Shirodkar



Dr. Mounica Reddy

Scientific Committee



Dr. Raghupathy P



Dr. Shaila Bhattacharyya



Dr. Vijaya Sarathi H. A



Dr. Ahila Ayyavoo



Dr. Dhivyalakshmi



Dr. Pavithra Nagaraj

Abstract Committee



Dr. Santhosh Olety Sathyanarayana



Dr. Pavithra Nagaraj



Dr. Diksha Shirodkar



Dr. Akanksha Parikh

Inaugural Committee



Dr. Mounica Reddy



Dr. Namratha



Dr. Thrupti



Dr. Meenakshi

Travel and Accommodation Committee



Dr. Vijaya Sarathi H.A



Dr. Sireesh

Registration Committee



Dr. Shaila Pachapure



Dr. Sowjanya G.T

Audio-Visual / MC Committee



Dr. Poornima R.N



Dr. Avani



Dr. Koushik



Dr. Suprretha

Food Committee



Dr. Suman Rath



Dr. Nabanita



Dr. Shruti Appaji

Souvenir Committee



Dr. Anjana Hulse



Dr. Chaitra



Dr. Tejasvi

Web and Media Committee



Dr. Anjana Hulse



Dr. Aayush



Dr. Zalak Upadhyay



OUTSTANDING

INVESTIGATOR

AWARD



PAPER SUBMISSION CLOSES ON

31ST AUGUST, 2023

CLICK HERE TO SUBMIT YOUR PAPER



KARPEDICON 2023

42nd ANNUAL KARPEDICON - 2023

12 ANNUAL IDCON - 2023

ANNUAL CONFERENCE OF IAP KARNATAKA STATE BRANCH

IAP KARNATAKA STATE INFECTIOUS DISEASE CHAPTER



Scientific Sessions 2023



ಎಲ್ಲರಿಗೆ ಕಲಿ ಕೊಡುವ ದಾರಿಯಲ್ಲಿ

Kalaburagi

KARPEDICON

6th, 7th & 8th October 2023

HOSTS:

- IAP KARNATAKA STATE BRANCH
- KARNATAKA STATE INFECTIOUS DISEASES CHAPTER
- IAP KALABURAGI DISTRICT BRANCH
- IAP BIDAR DISTRICT BRANCH

HALL – B : SATURDAY 7th OCTOBER, 2023

TIMINGS	TOPICS	SPEAKERS	MODERATORS	CHAIRPERSON
9.00 am to 9.20 am	Severe Acute Malnutrition – Road Ahead	Dr. Durgappa H. Prof. & Head VIMS, Bellary		Dr. Nagaraj Javali, Raichur Dr. Srinivas S., Bengaluru Dr. Revansiddappa Bhosgi, Kalaburagi
9.20 am to 10:00 am	Vaccinology Update Topic; Errors in Vaccination Practice ,Problems solution & Prevention	**Panelists** Dr Vijay Kulkarni, Dharwad Dr M M Patil, Vijayapura Dr. Sumitha Nayak, Bengaluru Dr. Shreekrishna. G. N. Mangalore	Dr. S. G. Kasi Bengaluru	
10:00 am to 10.40 am	**Dr Ramrao Oration**	HALL – A		
10.40 am to 11.10 am	**Dr JIYOJI RAO ENDOWMENT LECTURE –** ARDS in Children	Dr. Santosh Soans Past President CIAP 2018 Mangalore		Dr. Shivananda Bengaluru Dr. Niranjana Mahantshetti Belagavi
11.10 am to 11.50 am	**S. G. Desai Oration**	HALL – A		
11.50 am to 12.20 pm	Neonatology Panel Discussion- Practices and Outcome in NICU	**Panelists** Dr. Venugopal S., Shivamogga Dr. Priya Shivalli, Bengaluru Dr. Anita Nyamgouda, Dharwad Dr. Ashish Jain, New Delhi	Dr. Kedar Sawaleshwarkar Deogiri Hospital Aurangabad	
12.20 pm to 12.50 pm	GSK ;Safety and efficacy of hexavalent vaccines, why it matters?	Dr. Amiyabala Sahoo Bengaluru		Dr. Ajay S. K. Bellary Dr. R. N. Sonwalkar Jamkhandi Dr. Rajeev Gejje Hosapete
12.50 pm to 1.30 pm	**Nephrology Panel Discussion** An outlook to treat difficult Nephrotic syndrome and complicated UTI	Penalist Dr. Hamsa, Bengaluru Dr Swathi Kiran Shiri,Vellore Dr. Saumil Gaur, Bengaluru	Dr. Arpana Iyengar Prof. Dept. of Pediatric, Nephrology St. John s Medical College, Bengaluru	
1.30 pm -2.00 pm - **LUNCH**				
2.00 pm to 2.40 pm	LEGAL ISSUES in Pediatric Practice	Dr. Devaraj Raichur, Hubballi Dr. Mallesh Gowda, Raichur Dr. Vinay Kumar, Davanagere Dr. Dinesh Hegde, Sirsi	Dr. Rajkumar Marol Prof &Head KIMS, Karwar	
2.40 pm to 3.00 pm	Understanding and Treating Hemophagocytosis	Dr. Shobha Badiger Consultant Hemato-oncologist Narayana Hrudayalaya, Bengaluru		Dr. Yoganand Reddy Bellary Dr. Somasekha A. R. Bengaluru Dr. Ravishankar Sajjal. Bellary
3:00 pm to 3.20 pm	Constipation in Children	Dr. Parijat Ram Tripathi Consultant Pediatric, Gastroenterologist Ankura Hospital, Hyderabad		Dr Ashok Datar ,Hosapete Dr. Ravindra Joshi Hubballi Dr. Babanna Hukkeri, Belagavi
3:20 pm to 3:40 pm	Nutrition in Children	Dr. Roopa Bellad Prof. JNMC, Belagavi Past President IAP, KSB		Dr. Shailesh Matti,Koppal Dr. Shailesh Patil,Belagavi Dr. Lalit Jain, Hosapete
3.40 pm to 4:00 pm	Minimal Invasive Surgeries in Pediatrics.	Dr. V.V. S. Chandrasekharam Consultant Pediatric Surgeon Ankura Hospital , Hyderabad		Dr. S. R. Harwal Kalaburagi Dr. Nandakishore Shinde Kalaburagi Dr. Sharanabasappa Gubbi, Kalaburagi

SAFES

SCIENTIFIC PROGRAMME

14 - 17 December, HICC Hyderabad, India, 2023

Day 3, Saturday 16th December, 2023

KALESHWARAM HALL

WORKSHOP

PUBLIC HEALTH AND ENDOCRINOLOGY

02.00 pm to 03.15 pm



MODERATOR

DR. SUNETRA MONDAL
India



02.00 am to 02.20 am

Iodization of salt: our success story (15+5)

DR. ANIRBAN SINHA
India

02.20 pm to 02.40 pm

Advocacy for endocrine health: insights from experience (15+5)



DR. NIKHIL TANDON
India



02.40 am to 02.55 am

Duologue: Community based intervention for obesity (12+3)

DR. NITIN KAPOOR
India

02.40 pm to 02.55 pm

Duologue: Community based intervention for obesity (12+3)



DR. MADHUR VERMA
India

02.55 pm to 03.15 pm

PANEL DISCUSSION

Panel discussion: Endocrine aspects of obesity in women: challenges and opportunities (20)



MODERATOR

DR. SUBITHA REDDY
India

PANELISTS



DR. SUBARNA DHOJ THAPA
Nepal



DR. VANISHRI GANAKUMAR
India

CERTIFICATE

We are grateful to

Dr. Shaila Parachupure

for developing and delivering teaching modules for the

ISPAE Diabetes Education And Learning (IDEAL) Program for

Pediatric & Adolescent Diabetes Educators

conducted between August 2023- December 2023

Dr. Shaila Bhattacharyya **Dr. Anju Virmani** **Dr. Aspi Irani** **Dr. Ahila Ayyavoo** **Dr. Santhosh Olety**

Dr. Preeti Singh **Dr. Sirisha Kusuma B** **Ms. Sheryl Salis** **Dr. Rakesh Kumar**

6th ANNUAL CONFERENCE OF
SOCIETY OF THERAPEUTIC NEURO INTERVENTIONS

Theme: BEFAST #Strike Out Stroke

1st- 3rd December, 2023 | JW Marriott Hotel, Chandigarh, India

Certificate of

PARTICIPATION

This is to Certify that

Dr. Naveen Mulimani

has participated as **FACULTY** in "**STNI 2023**" from 1st-3rd, December, 2023 at Hotel JW Marriott, Chandigarh, India.

Dr. Shailesh B Gaikwad
President STNI

Dr. Vivek Gupta
Organizing Chairman
STNI 2023

Dr. Chirag Ahuja
Organizing Secretary
STNI 2023

OBSERVER
Punjab Medical Council

Dr. Vijay Kumar
Member PMC

Ten (10) credit hours granted by Punjab Medical Council (No. PMC/CME/2023/6332)

38TH ANNUAL RADIOLOGY STATE CONFERENCE OF INDIAN RADIOLOGY AND IMAGING ASSOCIATION KARNATAKA STATE CHAPTER-2023

CERTIFICATE

THIS IS TO CERTIFY THAT

Dr. Navin Mulimani

Has delivered an outstanding keynote address on the topic, **"Interventional Radiology - Promising field for budding radiologists"** on **8th December 2023** at the **38th Annual Radiology State Conference of Indian Radiology And Imaging Association Karnataka State Chapter-2023** held on **8th, 9th, and 10th December 2023**, at BLDE(Deemed to be University), Shri B. M. Patil Medical College, Hospital & Research Centre, Vijayapura-586103, We extend our heartfelt appreciation for sharing your expertise, insights, and inspiring thoughts with the conference participants. Your valuable contribution has greatly enriched the discussions and contributed to the success of the event.

DR. RAJASHEKHAR. MUCHCHANDI
PROF. & HOD, DEPT. OF RADIOLOGY, BLDE(DU)
ORGANIZING CHAIRPERSONS

DR. P. BALAKRISHNA SHETTY
PRESIDENT
KARANTAKA STATE CHAPTER IRIA
ORGANIZING CHAIRPERSONS

DR. SHIVANAND PATIL
PROF, DEPT. OF RADIOLOGY, BLDE(DU)
ORGANIZING SECRETARIES

Dr. RAVI N
SECRETARY
KARNATAKA STATE CHAPTER IRIA
ORGANIZING SECRETARIES

Dr. N Krishnappa
KMC OBSERVER

38TH ANNUAL RADIOLOGY STATE CONFERENCE OF INDIAN RADIOLOGY AND IMAGING ASSOCIATION KARNATAKA STATE CHAPTER-2023

CERTIFICATE

THIS IS TO CERTIFY THAT

Dr. Iranna Hittalamani.

Has delivered an outstanding keynote address on the topic,

Live interventional radiology demonstration.

at the **38th Annual Radiology State Conference of Indian Radiology And Imaging Association Karnataka State Chapter-2023** held on **8th, 9th, and 10th December 2023**, at BLDE(Deemed to be University), Shri B. M. Patil Medical College, Hospital & Research Centre, Vijayapura-586103, We extend our heartfelt appreciation for sharing your expertise, insights, and inspiring thoughts with the conference participants. Your valuable contribution has greatly enriched the discussions and contributed to the success of the event.

DR. RAJASHEKHAR. MUCHCHANDI
PROF. & HOD, DEPT. OF RADIOLOGY, BLDE(DU)
ORGANIZING CHAIRPERSONS

DR. P. BALAKRISHNA SHETTY
PRESIDENT
KARANTAKA STATE CHAPTER IRIA
ORGANIZING CHAIRPERSONS

DR. SHIVANAND PATIL
PROF. DEPT. OF RADIOLOGY, BLDE(DU)
ORGANIZING SECRETARIES

Dr. RAVI N
SECRETARY
KARNATAKA STATE CHAPTER IRIA
ORGANIZING SECRETARIES

Dr. N Krishnappa
KMC OBSERVER

CERTIFICATE

This certificate is proudly presented to

Dr. Abhiman Baloji

In recognition of his successful presentation at the ISVIR Masterclass. His talk, titled “Setting up a new cath lab” delivered on 17th December 2023, showcased his profound expertise and contribution to the field. We proudly acknowledge his participation and thank him for his insightful discourse.



Dr. Suyash Kulkarni

President ISVIR



Dr. Ajit Yadav

Secretary ISVIR

दूरभाष/Phone: 25367033, 25367035,
25367036, 1800111150
ईमेल/E-Mail: academiccell@nmc.org.in
वेबसाइट/Website: www.nmc.org.in

पॉकेट-14, सेक्टर- 8, द्वारका
फेस – 1, नई दिल्ली – 110077
Pocket - 14, Sector - 8, Dwarka
Phase - 1, New Delhi - 110077

वसुधैव कुटुम्बकम्
ONE EARTH • ONE FAMILY • ONE FUTURE

राष्ट्रीय आयुर्विज्ञान आयोग
National Medical Commission
Academic Cell

D-11011/BCME-316/2023/AC **New Delhi, dated 01st December, 2023**

To,

Dr. Deepti M. Kadeangadi, Co-Convener, NMC Nodal Centre,
Associate Professor, Department of Community Medicine,
Jawaharlal Nehru Medical College,
JNMC KLE University Campus, Nehru Nagar,
Belagavi - 590010, Karnataka
Mobile: 9448021749, Email: dome@jnmc.edu

Subject:- Permission to conduct Basic Course in Medical Education (BCME) from 20th – 22nd December 2023 at Goa Medical College & Hospital, Bambolim, Goa – reg.

Madam/Sir,

I am directed to convey that the NMC has granted permission to conduct 03 days BCME from **20th – 22nd December 2023** at **Goa Medical College & Hospital, Bambolim, Goa** as per your proposal dated 22.11.2023.

2. The National Medical Commission has also approved nomination of **Dr. Shilpa M Bhimalli, Professor & Head, Department of Anatomy and internal resource faculty of NMC NC, JNMC, Belagavi** as **NMC appointed Coordinator to conduct the said BCME**. His/Her contact details are – **Mobile: 9916241707 Email: shilpambhimalli@gmail.com**

3. Your attention is drawn to Academic Cell, UGMEB, NMC Circular No. D-11011/343/2023-AC, dated 22nd March 2023 regarding Registration fee share and our email dated 29th May 2023 regarding GST, for strict compliance. The remittance details, in the prescribed format, should be emailed to **accounts@nmc.org.in** with a copy to **academiccell@nmc.org.in** latest by **20th December, 2023.**

4. In the event the participants' strength falls to less than 25 due to non-attendance/absence, the said BCME shall stand cancelled. The same shall be intimated to Academic Cell immediately.

5. As regards claims/bills relating to travel and accommodation, the existing GOI Rules will be applicable. For travel & booking of accommodation, services of NMC approved travel agent as per details given below, may be utilized.

Name	: **M/S Ashok Travels & Tours (ITDC)**
Contact Person	: Sh. Sarvjeet Verma/Sh. Sumit Chavan
Mobile No.	: 8097442323/7738109796
E-mail	: reservation@attitdc.in; ticket@attitdc.in; janvi@attitdc.in

Yours sincerely

(Col. Dr. Naveen Chaudhary)
Offg. Senior Consultant
Academic Cell, UGMEB

Copy for information to:-

1. Goa Medical College & Hospital, Bambolim, Goa - 403202; Phone - 9420920890 Email – shivabandekar@gmail.com
2. Accounts Officer, NMC, Pocket 14, Sector 8, Dwarka, Phase I, New Delhi-110077.
3. Guard file

DR VAISHALI KELUUSKAR-IAOMR VICE PRESIDENT2022-2023



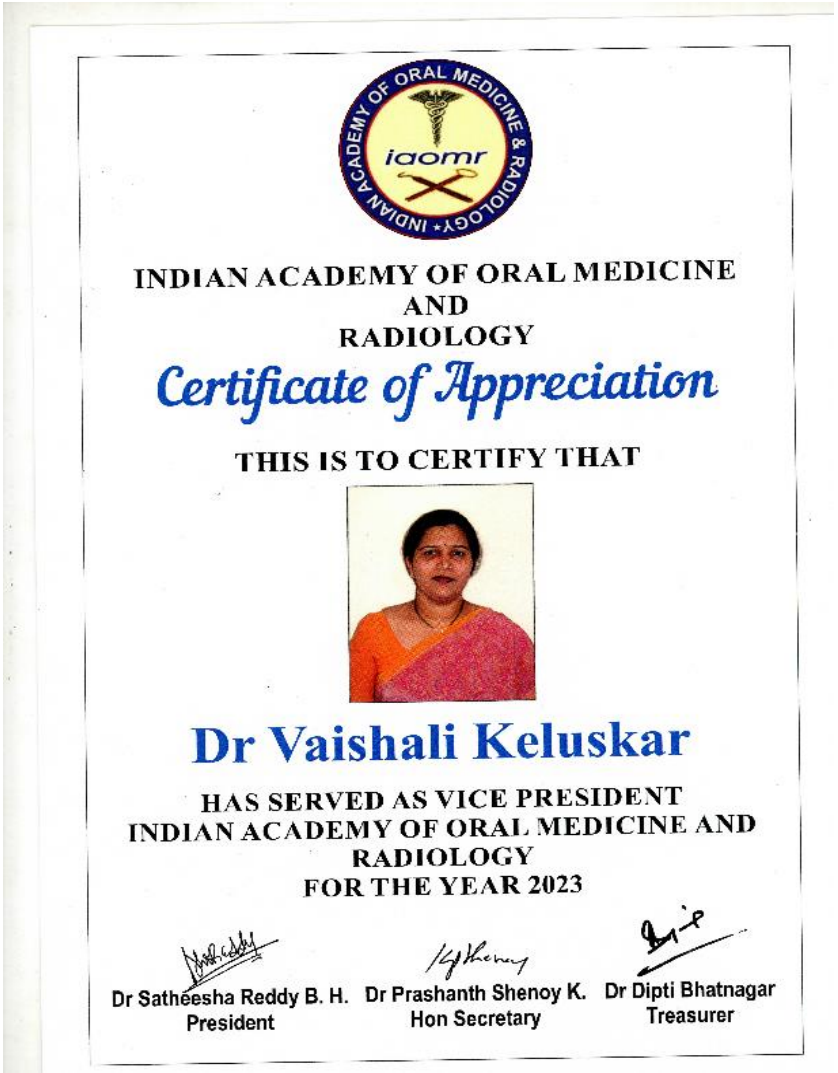

34th NATIONAL CONFERENCE OF
IAOMR - 2023

Theme : EMBRACE - EXPLORE - ENCORE

Organized by
Department of Oral Medicine and Radiology
Bapuji Dental College & Hospital
College of Dental Sciences, Davangere

CERTIFICATE OF PARTICIPATION

Presented to

DR. ZAMEERA NAIK

BEST ***Scientific Paper Presentation*** *titled*

EFFECTIVENESS OF ASCORBYL PALMITATE FOR MANAGING TRIGEMINAL NEURALGIA A-RAY OF HOPE

during **34th National Conference of IAOMR** *held from*

01st to 03rd December 2023 *at* **Bapuji Auditorium, Davanagere**

We appreciate your contribution to the success of this conference.

Dr. Satheesha Reddy B. H President, IAOMR	**Dr. Prashanth Shenoy K** Hon. Gen. Secretary, IAOMR	**Dr. Ashok L** Organizing Chairman, 34 IAOMR 2023 Vice Principal, BDCH	**Dr. Ali I M** Organizing Secretary, 34 IAOMR 2023 Principal, CODS
Dr. Nandeeshwar D B Principal, BDCH	**Dr. Shashikanth M C** Organizing Co-Chairman, 34 IAOMR 2023	**Dr. Shambulingappa P** Treasurer, 34 IAOMR 2023	**Dr. Mamatha G P** Scientific Chairperson, 34 IAOMR 2023

INDIAN ACADEMY OF ORAL MEDICINE AND RADIOLOGY

Certificate of Appreciation

Dr.Vasanthi Jirge

Congratulation for

being recognized as the "BEST REVIEWER" of Journal of

Indian Academy Of Oral Medicine and Radiology For The Year 2023

Dr Satheesha Reddy B. H.	Dr Prashanth Shenoy K.	Dr Avinash Tejasvi
President	Hon Secretary	Editor in Chief

Dr.Anjana Bagewadi Chairing the Scientific IAOMR UG Convention at Virajpet



Dr.Arvind Shetti DCI Inspection at Saveetha Dental College & Hospital Chennai 11-12/08/2023

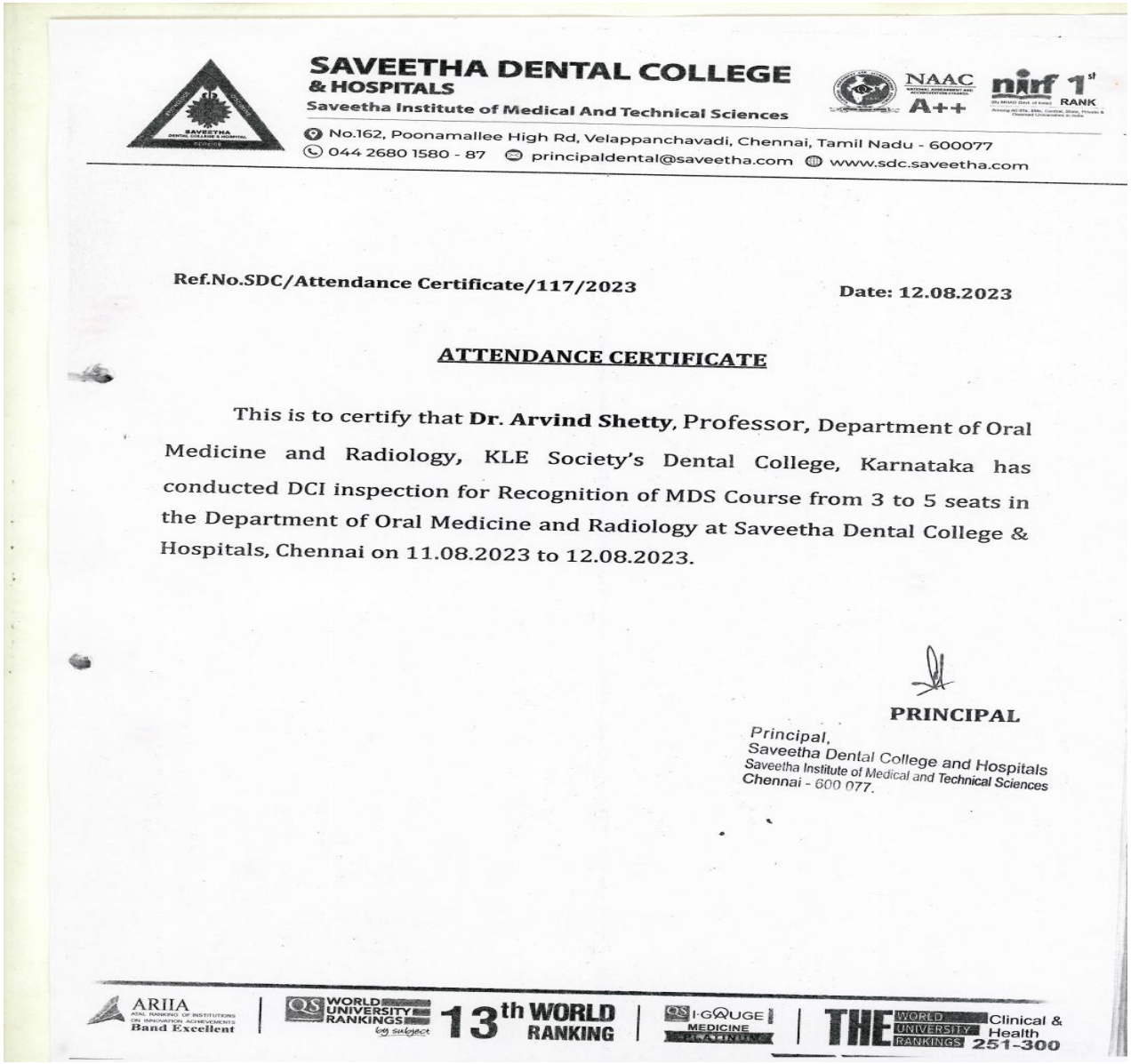

SAVEETHA DENTAL COLLEGE & HOSPITALS
Saveetha Institute of Medical And Technical Sciences
NAAC A++ | nirf 1st RANK
No.162, Poonamallee High Rd, Velappanchavadi, Chennai, Tamil Nadu - 600077
044 2680 1580 - 87 principaldental@saveetha.com www.sdc.saveetha.com

Ref.No.SDC/Attendance Certificate/117/2023 **Date: 12.08.2023**

ATTENDANCE CERTIFICATE

This is to certify that **Dr. Arvind Shetty**, Professor, Department of Oral Medicine and Radiology, KLE Society's Dental College, Karnataka has conducted DCI inspection for Recognition of MDS Course from 3 to 5 seats in the Department of Oral Medicine and Radiology at Saveetha Dental College & Hospitals, Chennai on 11.08.2023 to 12.08.2023.

PRINCIPAL

Principal,
Saveetha Dental College and Hospitals
Saveetha Institute of Medical and Technical Sciences
Chennai - 600 077.

ARIIA Band Excellent | QS WORLD UNIVERSITY RANKINGS by subject 13th WORLD RANKING | QS I-GAUGE MEDICINE | THE WORLD UNIVERSITY RANKINGS Clinical & Health 251-300

Dr.Vasanti Jirge Charing a Scientific session at Varanasi



XX NATIONAL TRIPLE O SYMPOSIUM 2023

Indian Academy of Oral Medicine & Radiology (IAOMR)

Hosted by:- Faculty of Dental Sciences, Institute of Medical Sciences, Banaras Hindu University, Varanasi

1st-2nd April, 2023

Theme: Tradition, Trends and Techniques

CERTIFICATE OF APPRECIATION

This is to certify that

Dr Vasanti Jirge

In appreciation of **Chairing a SCIENTIFIC SESSION** at XX National Triple O Symposium held on 1st and 2nd April, 2023 at Faculty of Dental Sciences, Institute of Medical Sciences, Banaras Hindu University, Varanasi.

DR. SATHEESHA REDDY BH
PRESIDENT IAOMR

DR. PRASHANTH SHENOY K
HON. GENERAL SECRETARY IAOMR

DR. ADIT
ORGANIZING CHAIRMAN

DR. NARESH KUMAR SHARMA
ORGANIZING CO-CHAIRMAN

DR. RAHUL AGRAWAL
ORGANIZING CO-CHAIRMAN

DR. DEEPIKA KESHARI
ORGANIZING SECRETARY

DR. NEERAJ KUMAR DHIMAN
SCIENTIFIC CHAIRMAN

Medknow

Wolters Kluwer

ISSN 2319-5932

Volume 21 | Issue 2 | April-June 2023



Journal of Indian Association of Public Health Dentistry

JIAPHD



Official Publication
INDIAN ASSOCIATION OF PUBLIC HEALTH DENTISTRY

82-2023-21-2-1

Print ISSN: 2319-5932; E-ISSN: 2350-0484

INDIAN ASSOCIATION OF PUBLIC HEALTH DENTISTRY

ESTD 1993

Registered under the Registrar of Societies, Bangalore, No. 777/93-94

HEAD OFFICE

Department Of Public Health Dentistry, Anil Neerukonda Institute Of Dental Sciences, Sangivalasa, Bheemunipatnam Mandal, Visakhapatnam Dist - AP, India 531162.
Mobile No. 9908200033. Email: secretaryiaphd@gmail.com

FOUNDER MEMBERS

Dr. R. K. Bali
Dr. K. H. Sheik Hyder Ali
Dr. Ganesh Shenoy Panchmal
Dr. H. L. Jayakumar
Dr. M. B. Aswath Narayanan
Dr. B. K. Srivastava
Dr. Gopal Raj Urs
Dr. M. R Shankar Aradhya
Dr. S. S. Hiremath
Dr. Karim Virjee
Dr. N. Vijayakumar
Dr. K.V. V. Prasad
Dr. Yellappa

President
Dr. Manjunath P Puranik

Hon. Gen. Secretary
Dr. Vamsi Krishna Reddy L.

President Emeritus
Dr. R. K. Bali

President Elect
Dr. Arun Doddamani

Immediate Past President
Dr. Sabyasachi Saha

Vice Presidents
Dr. Sowmya K R
Dr. Avinash J

Joint Secretary
Dr. Vikranth R Mohanty

Treasurer
Dr. Ridhima Gaunkar

Editor
Dr. P. G. Naveen Kumar

Associate Editors
Dr. ChandraShekar B. R.
Dr. Ridhi Narang

EC MEMBERS
Dr. Shourya Tandon
Dr. Praveen Jodalli
Dr. Puneet Gupta
Dr. Satyanarayana D
Dr. Arpit Gupta
Dr. Ramya Iyer
Dr. Prashanth V K
Dr. Tanushri Dalvi

KLE
V.K. INSTITUTE OF
DENTAL SCIENCES BELAGAVI
LIBRARY

Co-opted EC Members
Dr. Arpita Singh
Dr. Amit V Mahuli
Dr. Viswa Chaitanya Chandu
Dr. Senthil
Dr. Ram Prasad
Dr. Nandita Kshetrimayam
Dr. Ramandeep Sohi
Dr. Gaurav Chabra

Advisors
Dr. Shankar Aradhya MR
Dr. Hiremath SS
Dr. Aswath Narayan MB

Scientific Committee
Dr. Ramya Iyer
Dr. Prashant VK

CDE & CDH Commitee
Dr. Puneet Gupta
Dr. Praveen Jodalle

Grievance Committee
Dr. Arun Doddamani
Dr. Avinash

Website and Promotion Committee
Dr. Arpit Gupta
Dr. Tanushri Dalvi

Career Guidance Cell
Dr. Vikrant Mohanty
Dr. Shourya Tandon
Dr. Satyanarayana D

Editorial Board

International Members
Dr. Murray Thomson
Dr. J Ariga
Dr. Srima Lilani Ekanayake
Dr. Prof W Peter Holbrook
Dr. Daniel J. Caplan

National Members
Dr. Vijaya Hegde
Dr. Archana Krishnamurthy
Dr. Rajesh Rao
Dr. Ramya Shenoy
Dr. Uma S R
Dr. Ravi Shirahatti
Dr. Gaurav Sharma
Dr. Charu Mohan Marya
Dr. Rekha Shenoy
Dr. Manish
Dr. Dolar Doshi
Dr. Roopali Sankeshwari
Dr. Shivkalyan
Dr. Ramya Iyer

CERTIFICATE

OF APPRECIATION

PROUDLY PRESENTED TO

Dr. Mahantesh Bembalgi

For securing **FIRST PLACE** in *Prosthodontic Cricket League, Season 3.0* organised by the Indian Prosthodontic Society in association with IPS Pune Branch, on 11th and 12th February 2023 at Pune

DR. SANTOSH SHINGOTE ORGANISING CHAIRMAN	**DR. BHUSHAN BANGAR** JT. ORGANISING CHAIRMAN	**DR. VIJAY MABRUKAR** TREASURER	**DR. AMIT HINDOCHA** ORGANISING SECRETARY	**DR. AMOL THORAT** JT. ORGANISING SECRETARY

DR. CHETHAN HEGDE HON. PRESIDENT, IPS	**DR. JANGALA HARI** HON.SECRETARY, IPS	**DR. SANKETH KETHI REDDY** HON. TREASURER, IPS

CERTIFICATE

OF APPRECIATION

INDIAN PROSTHODONTIC SOCIETY'S PCL3 Prosthodontic Cricket League 3.0

Indian Prosthodontic Society

PROUDLY PRESENTED TO

Dr. Aditya Acharya

For securing **FIRST PLACE** in *Prosthodontic Cricket League, Season 3.0* organised by the Indian Prosthodontic Society in association with IPS Pune Branch, on 11th and 12th February 2023 at Pune

DR. SANTOSH SHINGOTE
ORGANISING CHAIRMAN

DR. BHUSHAN BANGAR
JT. ORGANISING CHAIRMAN

DR. VIJAY MABRUKAR
TREASURER

DR. AMIT HINDOCHA
ORGANISING SECRETARY

DR. AMOL THORAT
JT. ORGANISING SECRETARY

DR. CHETHAN HEGDE
HON. PRESIDENT, IPS

DR. JANGALA HARI
HON.SECRETARY, IPS

DR. SANKETH KETHI REDDY
HON. TREASURER, IPS

CERTIFICATE

OF APPRECIATION

PROUDLY PRESENTED TO

Dr. Swapnil Shankargouda

For securing **FIRST PLACE** in *Prosthodontic Cricket League, Season 3.0* organised by the Indian Prosthodontic Society in association with IPS Pune Branch, on 11th and 12th February 2023 at Pune

DR. SANTOSH SHINGOTE
ORGANISING CHAIRMAN

DR. BHUSHAN BANGAR
JT. ORGANISING CHAIRMAN

DR. VIJAY MABRUKAR
TREASURER

DR. AMIT HINDOCHA
ORGANISING SECRETARY

DR. AMOL THORAT
JT. ORGANISING SECRETARY

DR. CHETHAN HEGDE
HON. PRESIDENT, IPS

DR. JANGALA HARI
HON.SECRETARY, IPS

DR. SANKETH KETHI REDDY
HON. TREASURER, IPS

CERTIFICATE

OF APPRECIATION

PROUDLY PRESENTED TO

Dr. Mallikarjun Doddamani

For securing **FIRST PLACE** in *Prosthodontic Cricket League, Season 3.0* organised by the Indian Prosthodontic Society in association with IPS Pune Branch, on 11th and 12th February 2023 at Pune

DR. SANTOSH SHINGOTE
ORGANISING CHAIRMAN

DR. BHUSHAN BANGAR
JT. ORGANISING CHAIRMAN

DR. VIJAY MABRUKAR
TREASURER

DR. AMIT HINDOCHA
ORGANISING SECRETARY

DR. AMOL THORAT
JT. ORGANISING SECRETARY

DR. CHETHAN HEGDE
HON. PRESIDENT, IPS

DR. JANGALA HARI
HON.SECRETARY, IPS

DR. SANKETH KETHI REDDY
HON. TREASURER, IPS

Ananda Social & Educational Trust®

Mathrusri Ramabai Ambedkar Dental College and Hospital

No. 1/36, Cline Rd, Balaji Layout, Cooke Town, Bengaluru, Karnataka 560005

Department of Forensic Dentistry

In association with Dept. of Oral Pathology, Dept. of Oral Medicine, MRADCH & Dept. of Forensic Medicine & Toxicology, Dr. BRAMCH

CERTIFICATE

OF PRESENTATION

This certificate is awarded to

Dr. Hema K.

for Scientific Presentation entitled

Artificial Intelligence as a powerful tool-

A breakthrough in forensic odontology

at **National Symposium on Forensic Odontology & Disaster Victim Identification**

held on 3rd & 4th February 2023 at

M R Ambedkar Dental College & Hospital, Bengaluru.

Dr. Hemalata M.

Principal

Ananda Social & Educational Trust®

Mathrusri Ramabai Ambedkar Dental College and Hospital

No. 1/36, Cline Rd, Balaji Layout, Cooke Town, Bengaluru, Karnataka 560005

Department of Forensic Dentistry

In association with Dept. of Oral Pathology, Dept. of Oral Medicine, MRADCH & Dept. of Forensic Medicine & Toxicology, Dr. BRAMCH

CERTIFICATE

OF PRESENTATION

This certificate is awarded to

Dr. Suvidha Patil

for Scientific Presentation entitled

Artificial Intelligence as a powerful tool-

A breakthrough in forensic odontology

at **National Symposium on Forensic Odontology & Disaster Victim Identification**

held on 3rd & 4th February 2023 at

M R Ambedkar Dental College & Hospital, Bengaluru.

Dr. Hemalata M.

Principal

Wolters Kluwer

REVIEWER CERTIFICATE



This is to certify that

Dr. Swapnil Shankargouda

has reviewed a manuscript

for

The Journal of Indian Prosthodontic Society.

We thank you for your outstanding contribution to the quality of the journal.

Prof. (Dr.) V. Anand Kumar
Editor in Chief

22-Aug-2023
Review Completion Date

Downloaded on 31-Aug-2023

Asian Journal of Dental Sciences

(Indexing: Ebsco, Proquest, Index Copernicus, Google Scholar)

2023

Certificate No: SDI/HQ/PR/Cert/101881/DRH

Certificate of Excellence in Reviewing

awarded to

Dr. Hema Kanathila

Kaher KLE VK Institute of Dental Sciences, India

in recognition of an outstanding contribution to the quality of the journal.

Date: 1-Jul-2023

Dr. M Basumondal
Chief Managing Editor

Reg. Offices:
India: Guest House Road, Street no - 1/6, Hooghly, West Bengal, India, Tele: +91 8617752708, UK: Third Floor, 207 Regent Street, London, W1B 3HH, UK. Fax: +44 20-3031-1429

Check for updates

SYSTEMATIC REVIEW

Effect of addition of titanium dioxide nanoparticles on the antimicrobial properties, surface roughness and surface hardness of polymethyl methacrylate: A Systematic Review. [version 1; peer review: 2 approved, 1 approved with reservations]

Pragati Kaurani[1], Amit D Hindocha [2], Rasika Manori Jayasinghe [3], Umesh Y Pai [4], Kavita Batra [5], Carrie Price[6]

Author details

This article is included in the Manipal Academy of Higher Education gateway.


This article is included in the Nanoscience & Nanotechnology gateway.

ALL METRICS
508
VIEWS
59
DOWNLOADS

Get PDF
Get XML
Cite
Export
Track
Share

Open Peer Review

Reviewer Status ✓ ✓ ?

Reviewer Reports

	Invited Reviewers		
	1	2	3
Version 1 31 May 23	✓ read	✓ read	? read

1. **Veena B. Benakatti**, KAHER'S KLE VK Institute of Dental Sciences, Belagavi, India
2. **Rekha Gupta**, Maulana Azad Institute of Dental Sciences, New Delhi, India
   Modhupa Ghosh, Maulana Azad Institute of Dental Sciences, New Delhi, India
3. **Carlos Enrique Cuevas Suárez**, Autonomous University of Hidalgo State. Circuito Ex Hacienda La Concepción, San Agustín Tlaxiaca, Mexico

JCDR
Journal of Clinical and Diagnostic Research
ISSN - 0973 - 709X

This certifies that Dr 'veena benakatti' has undertaken Editorial review for Journal of Clinical and Diagnostic Research as detailed below for the time period stipulated

Start Date: 2/8/2022 10:54:53 AM

End Date: 6/25/2023 1:02:32 PM

Number of reviewing assignments completed: 7

Dr Hemant Jain
Chief Editor
Journal of Clinical and Diagnostic Research

Reviewer Certificate generated form https://www.jcdr.org.in/Reviewercertificate.aspx by veena benakatti on 2023-06-25 at 14:03:40, request from IP223.186.244.212

IIP Series
Conferences & Edited Books
Paisley Circle, Novi, Michigan, USA-48377
Chikkamagaluru, Karnataka, India-577102
Website: www.iipseries.org DOI Prefix: 10.58532
Email: info@iipseries.org Phone: +91- 8861512568
Unit of Selfypage Developers Pvt Ltd

Ref: IIPV3EBS15_G40_2 Date: 12/6/2023

To,
Dr. Veena Benakatti
Master of dental surgery (MDS)
Reader
KLE VK Institute of Dental sciences
Neharu nagar, Belagavi, India.

Subject : Letter of Acceptance With Brief Note On Role And Responsibilities

Dear Dr. Veena Benakatti,

This Is To Inform That Your Profile Is Accepted For The Role of An Editor With **Unique Editor** Id **IIPER1681478061** For The Edited Book Series Titled **"Futuristic Trends In Medical Sciences"** With Series Code **IIPV3EBS15_G40**

Please Note The Series Code Suffixed With Book Series Title. This Is Uniquely Allotted For The Book Series To Be Published Under Your Editorship.

Team of FOUR Editors Including You Is Constituted To Bring This Edited Book Series From The Stage Of Publicity To Successful Publication of Quality Chapters. Following Members Will Join As A Team Along With You Co Editors With Equal Responsibilities.

Dr. Seema Kohli
M Pharm,PhD
HOD
K N Polytechnic College,Jabalpur, India.



IIP Series
Conferences & Edited Books
Paisley Circle, Novi, Michigan, USA-48377
Chikkamagaluru, Karnataka, India-577102
Website: www.iipseries.org DOI Prefix: 10.58532
Email: info@iipseries.org Phone: +91- 8861512568
Unit of Selfypage Developers Pvt Ltd

Dr. Veena Benakatti
Master of dental surgery (MDS)
Reader
KLE VK Institute of Dental sciences
Neharu nagar, Belagavi, India.



Dr. Uma Bhosale
MBBS, MD PharmacologyDesignation;
Professor & Head
Sknmc & Gh, Narhe(Ambegaon)
Pune, Maharashtra, India.



Dr. Sahana Ashok
MDS
Associate professor
GSL Dental College and Hospital Rajahmundry
Andhra Pradesh, india.



Benefits of Being An Editor Under IIP:

- No Registration Fee, IIP Will Give You The Remuneration For The Submissions From Your Reference
- One Complimentary Copy of The Published Edited Book Under You
- Dedicated Dashboard For Editorship, And Review Work
- Easy Automated Tracking System For Your Submissions And Submission From Your Reference
- Editorship Certificate Under International Publisher (Hard Copy)
- As Per UGC and Other Accreditation Bodies, Adds Points To Your API Based On Points Allotted For Edited Book Publication Under International Publication.
- Global Exposure To The Book And Editor(S)
- 30% Royalty on Each Sale of The Book (Which Will Be Shared Among All The Editors Equally)*
- Unique Editor Identification Number To Keep Track Of All Works Done Under You
- Your Editorship Will Distinguish You From The Crowd of other Academic & Research Professionals

IIP Series
Conferences & Edited Books
Paisley Circle, Novi, Michigan, USA-48377
Chikkamagaluru, Karnataka, India-577102
Website: www.iipseries.org DOI Prefix: 10.58532
Email: info@iipseries.org Phone: +91- 8861512568
Unit of Selfypage Developers Pvt Ltd

- You Will Educate Yourself on A Wide Range of Topics of Your Interest By Opening The Door To New Ideas

Publication Details:

- Dual Mode Publication (One As An Edited Book With ISBN And Another One As A Journal Paper With ISSN)
- DOI Allotment To Each Chapter
- Indexing In Rsquarel (Www.Rsquarel.Org) And Google Scholar

Responsibilities Of An Editor:

- Promoting This Book Series Among Your Colleagues, Students, And Researchers Who Are Working On This Specified area and Make Them To Submit Quality Chapters Under Your Reference ID
- Chapters Reviewing (Optional)
- Whatsapp And Social Media Circulation (Facebook, Linkedin, Instagram, Research Gate) Of The Poster (Which Will Be Provided Later) In Groups Catches The Eyes Of Researchers Easily
- Editor Can Also Contribute A Chapter To His / Her Book Series
- Convey The Benefits To Authors (Contributors)

Note: IIP Is Not Specifying Any Target, Instead Requesting Your Complete Support To Make This Book Series Publication Successful.

Remuneration Details:

Remuneration Of Rs.500/- Or USD7 Per Chapter Registered Under Your Reference To Your Edited Book (Ex: If 20 Chapters Are Registered Under Your Reference,140USD [Editors From Abroad] Or Rs.10,000/- [Indian Editors] Will Be The Remuneration).

Important Dates:

Paper Submission Portal Opens From 12th June 2023
Last Date For Chapter Submission: Within 31st July 2023
Review Status Notification (Parallel Process): Within 31st July 2023
Last Date For Resubmission/Extended Submission: 28th August 2023
Final Acceptance Notification: Within 2nd September 2023
Last Date For Registration: Within 14th October 2023
---------**Publication Process At IIP Press**----------
Consolidation Of Chapters: 31st October 2023

IIP Series
Conferences & Edited Books
Paisley Circle, Novi, Michigan, USA-48377
Chikkamagaluru, Karnataka, India-577102
Website: www.iipseries.org DOI Prefix: 10.58532
Email: info@iipseries.org Phone: +91- 8861512568
Unit of Selfypage Developers Pvt Ltd

Formatting Work Of Chapters: November 2023
Edited Book Publishing With Certificate Issuing (E Copy): December 2023
Journal Publishing And Indexing: January 2024
Dispatch Of Hard Copy Of Book And Certificate: February 2024
Remuneration Payment Related To Volume 3 (If Any): March 2024

Benefits To Author (Chapter Contributor):

- Peer Reviewed Publication
- Selected Chapters Will Be Indexed In Rsquarel And Other Indexing Platforms Including Amazon, Google Books Etc.
- Publication of Chapter In Book Series With ISBN/ISSN
- Publishing In IIP Proceedings Digital Library With DOI
- Open Access Mode of Publication In IIP Digital Library
- Optimized Searching Options To Increase The Visibility of The Work To Readers And Other Researchers Which Helps In Citation
- Unique Dashboard To Author
- Easy Paper/Chapter Management System With Transparency of The Process Including Peer Review
- Adds Points To API As Per NAAC & NBA (India) And Other Accreditation Bodies From Abroad
- One Complimentary Copy Per Chapter
- Certificate To All Authors Who Contributed Chapter(S)

Registration Fee Per Chapter Irrespective Of Number Of Authors:

- 30 USD For Authors From other Countries
- INR 2000 For Authors From India

Additional Technical Support From IIP To The Editors:

- Reviewing Support From IIP Reviewers
- Plagiarism Checking Service
- Submission Management
- Registration Management

Herewith We are Attaching The "**Call For Chapter**" Poster of Your Book Series "Futuristic Trends In Medical Sciences" With Series Code **IIPV3EBS15_G40,** You Can Use This To Circulate Among Your Contacts, Colleagues, Students Etc And Give Wide Publicity To Take This Book Series Towards Success.

IIP Series
Conferences & Edited Books
Paisley Circle, Novi, Michigan, USA-48377
Chikkamagaluru, Karnataka, India-577102
Website: www.iipseries.org DOI Prefix: 10.58532
Email: info@iipseries.org Phone: +91- 8861512568
Unit of Selfypage Developers Pvt Ltd

We Have Great Confidence in Your Role as an Editor Throughout The Entire Process, Leading To The Publication Of High-Quality Chapters.

We Wish You All The Best For Your New Responsibilities

With Regards



Jagadeesh S M
IIP Edited Book Series Manager
Iterative International Publishers (IIP)
Contact: **+91-8861512568**
Mail: Info@Iipseries.Org

Cureus Journal of Medical Science

Oct 03, 2023

Dear VEENA BENAKATTI,

On behalf of the Cureus Journal of Medical Science, I am writing to you to confirm your participation in and submission of peer reviews for the following (1) article (with review completion date in parentheses):

1. A Feasible and Innovative Method of Investing Wax Pattern for Removable Partial Dentures: An In Vitro Study (Sep 02, 2023)

On behalf of the the entire editorial staff, I'd like to thank you for your continued support.

Best regards,

Graham Parker-Finger

Graham Parker-Finger
Director of Editorial Operations

INDIAN DENTAL ASSOCIATION
BELAGAVI BRANCH

CERTIFICATE
OF
APPRECIATION

Indian Dental Association
Committed to Dental Excellence

2
KSDC
CREDIT
POINTS
REF NO:
38/2023

IS PRESENTED TO

Dr Veena Benakatti

For her contribution as a Guest Speaker Titled **"Artificial Intelligence and its applications in dentistry"** at CDE Programme Organized by Indian Dental Association, Belagavi Branch on 10th September 2023

DR.RADHAKRISHNA HARWADEKAR	DR.BINDU HOSMANI	DR.SUSHANT NAZARE	DR.ADITYA ACHARYA
PRESIDENT	HON.SECRETARY	HON.TREASURER	CDE CONVENOR

ELSEVIER



Journal of Oral Biology
and Craniofacial Research

Certificate of Reviewing

Awarded for 11 reviews between October 2022 and September 2023
presented to

ADITYA ACHARYA

in recognition of the review contributed to the journal

The Editors of Journal of Oral Biology and Craniofacial Research



ELSEVIER



Journal of Ayurveda and Integrative Medicine

Certificate of Reviewing

Awarded for 1 review in May 2023

presented to

ADITYA ACHARYA

in recognition of the review contributed to the journal

The Editors of Journal of Ayurveda and Integrative Medicine

Elsevier Reviewer Recognition

BHARATI VIDYAPEETH

(Deemed to be University)

Accredited with 'A+' Grade (2017) by NAAC

DENTAL COLLEGE AND HOSPITAL, SANGLI

Estd. 1964 Celebrating 50 and Beyond BHARATI VIDYAPEETH Founder Hon. Dr.Patangrao Kadam

DEPARTMENT OF ORAL PATHOLOGY & MICROBIOLOGY

Certificate of Appreciation



presented to

Dr. Punnya S. Rao

*For sharing her valuable knowledge as a Guest Speaker on "**Visual intelligence in Healthcare: A revolution in making**" organized by Department of Oral Pathology & Microbiology, Bharati Vidyapeeth (Deemed to be University) Dental College & Hospital, Sangli on occasion of World Health Day, 7th April, 2023.*

Dr. Dilip Magdum	Dr. Sharad Kamat	Dr. H.M.Kadam
Vice Principal	Principal	Regional Director

Bharati Vidyapeeth
(Deemed to be University)
Pune, India.
Founder Chancellor : Dr. Patangrao Kadam

★ Accredited with 'A+' Grade (2017) by NAAC ★
★ Category-I University Status by UGC ★
★ NIRF Ranking - 76 ★

"Social Transformation Through Dynamic Education"

Prof. Dr. Shivajirao Kadam
M.Sc., Ph.D.
Chancellor

Prof. Dr. Vivek A. Saoji
M.B.B.S., M.S.(Surg.)
Vice Chancellor

Estd. 1964
Celebrating 50 and Beyond
BHARATI VIDYAPEETH

Dr. Vishwajeet Kadam
B.Tech., M.B.A., Ph.D.
Pro Vice Chancellor

G. Jayakumar
M.Com., Dip.Pub.Admn.
Registrar

Ref: BVDU/Admin/2022-23/ 6795

Date: 02-05-2023

To,

Dr. Seema Hallikerimath,
Professor and Head of Department of Oral Pathology & Microbiology,
KLE VK Institute of Dental Sciences,
Belagavi

Dear Madam,

I am indeed very happy to communicate to you that Hon'ble Vice Chancellor of this University is pleased to nominate you as a member of the Internal Quality Assurance Cell (IQAC) of this University from 1st May 2023. Please accept this nomination and oblige.

The University considers it as a privilege and honour to have you as a member of IQAC. I am sure the University will be greatly benefitted by your expertise and long experience. The University is looking forward for your insightful guidance to steer it up to the higher pinnacles of academic excellence.

I request you on behalf of the Vice Chancellor and self to kindly accept this nomination.

I am looking forward for your active participation as a member of the IQAC.

With warmest regards,

Yours sincerely,

Registrar

Copy to,

1. Office of Hon'ble Chancellor, BVDU, Pune.
2. Office of Hon'ble Vice Chancellor, BVDU, Pune.
3. Office of Hon'ble Pro Vice Chancellor, BVDU, Pune.
4. Director, IQAC, BVDU, Pune

"Contribution of women IQAC Director/ In-charge/coordinator in Institutionalizing quality culture in Higher Education Institutions"

Presentation made by Dr. SeemaHallikerimath, Director, IQAC, KAHER, Belagavi

Meeting - IQAC Women Directors scheduled tomorrow at 11 am in online mode

Inbox
Updates



leena gahane <leenagahane.naac@gmail.com> Mar 15, 2023, 12:29 PM

to directoriqac, meenasingh115, iqac, swathyprabhu, maryvenusrcss, bhagyashreep512, lznchhangte@gzrsc.edu.in, dmmiqac2020@gmail.com, meena.singh@sgndkc.du.ac.in, dhyanagamyananda@gmail.com, sunipa.roy@gnit.ac.in, iqac@gnit.ac.in, IQAC, iqac2018@mu.ac.in, stciqac@stc.ac.in, hindishift1.hod@gurunanakcollege.edu.in, dr.buvs@gmail.com, iqac@ldc.edu.in, priyatharsinirajendran@ldc.edu.in, bindiya@rajagiri.edu, seemahmath@gmail.com, iqac, registrarmahila, bhagya512@rediffmail.com, me, iqacdesk, balavijayalakshmi, tbakcnaac2016@gmail.com, iqac@gurunanakcollege.edu.in, hodbcomaba@stc.ac.in, choudhuridutt, sanjuktamondalparui@gmail.com, avccommerce@gmail.com, sucharita_manohar, roopalisood@yahoo.com, meerayk@rediffmail.com, jpsbku, panwar.n@gmail.com, iqac@subharti.org, indiragogoi, indiragogoi10, papiyadtt3@gmail.com, masangi777@gmail.com, arenaochen@fac.ac.in, iqac@fac.ac.in, principal, dhempe, gdchahmd@gmail.com, pbmane6829@gmail.com, Principal, pvc@fort.mu.ac.in, directoriqac, tripura, madhavsciencecollegeujjain, arpanbhardwaj11@gmail.com, Sujata, Dr, Suresh, Samuel

Dear Madam
Namaste Greetings from NAAC !
NAAC is organizing a webinar series on **" Contribution of women IQAC Director/ In-charge/coordinator in Institutionalizing quality culture in Higher Education Institutions".** The series will start from last week of March 2023. As per our telephonic discussion, we are conducting a meeting in online mode tomorrow -16th March 2023 at 11am to share idea about this webinar series. You are requested to attend the meeting positively. NAAC will send the WebEx link today. Looking forward to meet you tomorrow.

नमस्ते, वन्दे भारत मातरम् !
Dr. Leena Gahane/ डॉ.लीना गोविंद गहाणे
Deputy Adviser / उप सलाहकार
National Assessment and Accreditation Council (NAAC)
An Autonomous Institution of the University Grants Commission
(Ministry of Human Resource Development, Government of India)
P. O. Box. No. 1075, Jnanabharati Road, Opp: National Law School of India University (NLSIU)
Nagarbhavi, Bangalore - 560 072; Website: www.naac.gov.in :::
e-mail: leenagahane.naac@gmail.com
080-23005227 (Direct) ::: Mob: 08788048487

Schedule of the Presentation

Slot request	Name of HEI	Name of IQAC Director / Incharge /Coordinator	Contact details	Email.ID.
12th April	Miranda House	Dr. Saloni Bahri	Tel: 011-27666983 Mob: 9818239858	iqac@mirandahouse.ac.in
	AISSM's Institute of information and technology	Ms. MOUSAMI VANJALE	Tel: 020-26058877 Mob: 9420918444	principal@aissmsioit.org, pbmane6829@gmail.com
10th May	Swami Vivekanand Subharti University	Dr. Neetu Panwar	Tel: 0121- 6678000/ 2439067 Mob : 9898860243	iqac@subharti.org, panwar.n@gmail.com
	Apeejay College of Fine Arts, Jalandhar	Dr. Roopali Sood	Te : 0181-2452181 Mob: 9888105542	roopalisood@yahoo.com, sucharita_manohar@yahoo.com
11th May	KLE Academy of Higher Education and Research, Belgavi	Dr. Seema Hallikerimath	Tel: 0831-2444046/ 0831-2470640 Mob: 9448634457	iqackleuniversity@gmail.com, seemahmath@gmail.com
	Rashtrasant Tukadoji Maharaj Nagpur University	Dr. Smita Acharya	Tel: 0712-25245417/ 2532841 Mob : 9372078410	directoriqac@nagpuruniversity.ac.in, iqacrtmnu@rediffmail.com
12th May	Guru Nanak College (Autonomous), Chennai , Tamil Nadu	Dr. Swati Paliwal	Tel: 044-22444621 Mob: 9445360838	iqac@gurunanakcollege.edu.in
	Govt. Madhav Science College	Dr. Kalpana Singh	Tel: 0734-2511803 Mob: 9713389538	madhavsciencecollegeujjain@gmail.com, arpanbhardwaj11@gmail.com
16th May	Lady Brabourne College,(Govt. of West Bengal) Kolkata	Dr. Indrani Choudhuri Dutt	Tel: 033-24408085 Mob: 9339751146	i.choudhuridutt@gmail.com , sanjuktamondalparui@gmail.com
	PSGR Krishnammal College for Women, Coimbatore Tamil nadu	Dr. J. Balavijayalakshmi	Tel : 91422-4295860 Mob: 9042036778	balavijayalakshmi@psgrkcw.ac.in iqacdesk@psgrkcw.ac.in
17th May	Sri Padmavati Mahila Visvavidyalayam	Prof. Tripura Sundari	Tel: 0877-2284588 Mob : 985081348	registrarmahila@yahoo.com, Tripura9.cj@gmail.com
24th May	Fazl Ali College Nagaland	Dr. Bendangs	Mob : 9436077102 0369 - 8787623758	iqac@fac.ac.in, arenaochen@fac.ac.in
	DCT's Dhempe College of Arts and Science, Miramar, Goa.	Dr. Mukta Karamadi	Tel: 0832-2461507 Mob : 9172104756/ 8788290230	dhempe@rediffmail.com, principal@dhempecollege.edu.in

PEOPLE'S UNIVERSITY

Department of Health Professional Education and Research, (DHPER)
People's University, Bhopal, M.P.

Fellowship in Dental Education (FIDE)

Fellowship in Dental Education

This is to certify that

Dr. Seema Hallikerimath

has successfully completed the one year fellowship program (December 2021- November 2022) of **Fellowship in Dental Education (FIDE)** offered by People's College of Dental Sciences & Research Centre, Bhopal under People's University, Bhopal.

Dr. Neerja Mallick	Dr. Parimala Kulkarni	Dr. Shubhangi Mhaske
Registrar	Dean	Program Director & Coordinator,
People's University,	PCDS & RC,	PCDS & RC
Bhopal	Bhopal	Bhopal

PCDS/FIDE/21-012
10th day of February, 2023

ODC

Oman Dental College كلية عمان لطب الأسنان

CERTIFICATE OF APPRECIATION

This is to thank **Professor Alka Kale** for her valuable contribution in presenting a lecture on:

"Application of Artificial Intelligence in Dentistry"

held at Oman Dental College on 19.6.2023

Accredited by the Oman Medical Specialty Board for 2 points of Category II of Continuing Professional Education (Presenter), under registration No. OMSB/CPD/C2/4019/2023

Professor Nutayla Al Harthy

Dean


ASIA
RESEARCH
AWARDS
INTERNATIONAL
OUTSTANDING RESEARCHER AWARD
Proudly Presented to
Dr. DEEPA R MANE
for the Research & Academics Excellence in
"Oral Pathology"
By ASIA RESEARCH AWARDS at the Asia's Science, Technology and Research Awards Congress (ASTRA) 2023 on 01 July 2023 at Hotel Breeze Residency, TN, India.
RAAMKUMAR T
Director
ASIA RESEARCH AWARDS

HA–2023–019

Venus International Foundation

Estd. u/s 3 of the Indian Trusts Act,1882
ISO 9001:2008 Certi ed

Center for Health and Medical Sciences

The Board of Management of the Venus International Foundation based on the VIHA 2023 Expert Committee Report and Apex Committee Recommendations hereby makes known that



DS – 922

Dr. Punnya V Angadi

KLE Vishwanath Katti lnstitute of Dental Sciences and Hospital, Belagavi, India

has been conferred upon the award of

Outstanding Researcher in Oral Pathology

for the exceptional practice and selfless dedication in Dental Specialty

Given under the seal of the Foundation

Chairman

Dated – 15th July 2023 I Chennai – 600088, Tamil Nadu, India.

INDIAN ASSOCIATION OF ORAL & MAXILLOFACIAL PATHOLOGISTS

Certificate Of Merit

Dr. T. RAJASEKARAN AWARD

Presented to Dr. Priyanka. P & Dr. Deepa. R. Mane

For ***Best Photography*** *in Oral & Maxillofacial Pathology*

Presented at the 30th *National Conference of*

INDIAN ASSOCIATION OF ORAL & MAXILLOFACIAL PATHOLOGISTS

Held at Belagavi in the Year 2023

N. Chetana

President
IAOMP

Hon. Secretary
IAOMP

INDIAN ASSOCIATION OF ORAL & MAXILLOFACIAL PATHOLOGISTS

Certificate of Appreciation

Presented to

Dr. Chetan Belaldavar

As a member of organizing committee
30th NATIONAL CONFERENCE of
Indian Association of Oral and Maxillo Facial Pathologists
Held on 3rd, 4th & 5th of November 2023
at KLE Centenary Convention Center, Belagavi.

Dr. N. CHAITANYA BABU	Dr. NADEEM JEDDY	Dr. S.R.K. NANDAN
President, IAOMP	Hon. Secretary, IAOMP	Hon. Treasurer, IAOMP

INDIAN ASSOCIATION OF ORAL & MAXILLOFACIAL PATHOLOGISTS

Certificate of Appreciation

Presented to

Dr. Deepa Mane

As a member of organizing committee
30th NATIONAL CONFERENCE of
Indian Association of Oral and Maxillo Facial Pathologists
Held on 3rd, 4th & 5th of November 2023
at KLE Centenary Convention Center, Belagavi.

Dr. N. CHAITANYA BABU	Dr. NADEEM JEDDY	Dr. S.R.K. NANDAN
President, IAOMP	Hon. Secretary, IAOMP	Hon. Treasurer, IAOMP

Scanned with OKEN Scanner

INDIAN ASSOCIATION OF ORAL & MAXILLOFACIAL PATHOLOGISTS

Certificate of Appreciation

Presented to

Dr. Manjula M

As a member of organizing committee
30th NATIONAL CONFERENCE of
Indian Association of Oral and Maxillo Facial Pathologists
Held on 3rd, 4th & 5th of November 2023
at KLE Centenary Convention Center, Belagavi.

Dr. N. CHAITANYA BABU	Dr. NADEEM JEDDY	Dr. S.R.K. NANDAN
President, IAOMP	Hon. Secretary, IAOMP	Hon. Treasurer, IAOMP

Scanned with OKEN Scanner

INDIAN ASSOCIATION OF ORAL & MAXILLOFACIAL PATHOLOGISTS

Certificate of Appreciation

Presented to

Dr. Punnya Angadi Rao

As a member of organizing committee
30th NATIONAL CONFERENCE of
Indian Association of Oral and Maxillo Facial Pathologists
Held on 3rd, 4th & 5th of November 2023
at KLE Centenary Convention Center, Belagavi.

Dr. N. CHAITANYA BABU	Dr. NADEEM JEDDY	Dr. S.R.K. NANDAN
President, IAOMP	Hon. Secretary, IAOMP	Hon. Treasurer, IAOMP

Scanned with OKEN Scanner

INDIAN ASSOCIATION OF ORAL & MAXILLOFACIAL PATHOLOGISTS

Certificate of Appreciation

Presented to

Dr. Punnya Angadi Rao

As a member of organizing committee
30th NATIONAL CONFERENCE of
Indian Association of Oral and Maxillo Facial Pathologists
Held on 3rd, 4th & 5th of November 2023
at KLE Centenary Convention Center, Belagavi.

Dr. N. CHAITANYA BABU	Dr. NADEEM JEDDY	Dr. S.R.K. NANDAN
President, IAOMP	Hon. Secretary, IAOMP	Hon. Treasurer, IAOMP

Scanned with OKEN Scanner

INDIAN ASSOCIATION OF ORAL & MAXILLOFACIAL PATHOLOGISTS

Certificate of Appreciation

Presented to

Dr. Pushpak Shah

As a member of organizing committee

30th NATIONAL CONFERENCE of

Indian Association of Oral and Maxillo Facial Pathologists

Held on 3rd, 4th & 5th of November 2023

at KLE Centenary Convention Center, Belagavi.

Dr. N. CHAITANYA BABU	Dr. NADEEM JEDDY	Dr. S.R.K. NANDAN
President, IAOMP	Hon. Secretary, IAOMP	Hon. Treasurer, IAOMP

INDIAN ASSOCIATION OF ORAL & MAXILLOFACIAL PATHOLOGISTS

Certificate of Appreciation

Presented to

Dr. Seema Hallikerimath

As a member of organizing committee

30th NATIONAL CONFERENCE of

Indian Association of Oral and Maxillo Facial Pathologists

Held on 3rd, 4th & 5th of November 2023

at KLE Centenary Convention Center, Belagavi.

Dr. N. CHAITANYA BABU	Dr. NADEEM JEDDY	Dr. S.R.K. NANDAN
President, IAOMP	Hon. Secretary, IAOMP	Hon. Treasurer, IAOMP

Scanned with OKEN Scanner

INDIAN ASSOCIATION OF ORAL & MAXILLOFACIAL PATHOLOGISTS

Certificate of Appreciation

Presented to

Dr. Shweta Kumbhojkar

As a member of organizing committee
30th NATIONAL CONFERENCE of
Indian Association of Oral and Maxillo Facial Pathologists
Held on 3rd, 4th & 5th of November 2023
at KLE Centenary Convention Center, Belagavi.

Dr. N. CHAITANYA BABU	Dr. NADEEM JEDDY	Dr. S.R.K. NANDAN
President, IAOMP	Hon. Secretary, IAOMP	Hon. Treasurer, IAOMP

INDIAN ASSOCIATION OF ORAL & MAXILLOFACIAL PATHOLOGISTS

Certificate of Appreciation

Presented to

Dr. Veena Naik

As a member of organizing committee
30th NATIONAL CONFERENCE of
Indian Association of Oral and Maxillo Facial Pathologists
Held on 3rd, 4th & 5th of November 2023
at KLE Centenary Convention Center, Belagavi.

Dr. N. CHAITANYA BABU	Dr. NADEEM JEDDY	Dr. S.R.K. NANDAN
President, IAOMP	Hon. Secretary, IAOMP	Hon. Treasurer, IAOMP

Scanned with OKEN Scanner

भारत 2023 INDIA

DHARMASTHALA MANJUNATHESHWARA UNIVERSITY

X th Annual Conference of AOMSI Karnataka State Chapt

"Imbibe, Inculcate, Inspire"

TOKEN OF APPRECIATION

Awarded to



Dr. Kotrashetti S M

for delivering the prestigious

CG Raju Memorial Oration

during 10th Annual Conference of AOMSI Karnataka State Chapter

held from 14th to 16th September 2023

at SDM College of Dental Sciences & Hospital, Dharwad.

Dr. N Srinath
President, KAOMSI

Dr. Nagarajappa Das
Hon. Sate Secretary, KAOMSI

Dr. K Gopalkrishnan
Organizing Chairman

Dr. Anil Desai
Organising Secretary

PRESENTED ON : 15.09.2023 AT

A Constituent unit of
SHRI DHARMASTHALA MANJUNATHESHWARA UNIVERSITY

10th Annual Conference of AOMSI Karnataka State Chapter

"Imbibe, Inculcate, Inspire"

CERTIFICATE OF APPRECIATION

Presented to

Dr. SHRIDHAR BALIGA

for your contribution towards the success of Scientific Session
as a **Chairperson/~~Moderator~~/~~Panelist~~/~~Judge~~/~~Reviewer~~**
during **10th Annual Conference of AOMSI Karnataka State Chapter**
held from **14th to 16th September 2023**
at **SDM College of Dental Sciences & Hospital, Dharwad.**

Dr. N Srinath
President, KAOMSI

Dr. Nagarajappa Das
Hon. Secretary, KAOMSI

Dr. K Gopalkrishnan
Organizing Chairman

Dr. Venkatesh Anehosur
Organizing Co-Chairman

Dr. Anil Kumar Desai
Organizing Secretary

Dr. Abhijit Joshi
Joint Organizing Secretary

Dr. Sahana B A
Scientific Chairperson

Dr. Smitha Bhat
Scientific Co-Chairperson

Scanned by TapScanner

A Constituent Unit of
SHRI DHARMASTHALA MANJUNATHESHWARA UNIVERSITY

10th Annual Conference of AOMSI Karnataka State Chapter

"Imbibe, Inculcate, Inspire"

CERTIFICATE OF APPRECIATION

Presented to

Dr. SANJAY RAO.S

for your contribution towards the success of Scientific Session
as a ~~Chairperson~~/~~Moderator~~/Panelist/~~Judge~~/~~Reviewer~~
during 10th Annual Conference of AOMSI Karnataka State Chapter
held from 14th to 16th September 2023
at SDM College of Dental Sciences & Hospital, Dharwad.

Dr. N Srinath
President, KAOMSI

Dr. Nagarajappa Das
Hon. Secretary, KAOMSI

Dr. K Gopalkrishnan
Organizing Chairman

Dr. Venkatesh Anehosur
Organizing Co-Chairman

Dr. Anil Kumar Desai
Organizing Secretary

Dr. Abhijit Joshi
Joint Organizing Secretary

Dr. Sahana B A
Scientific Chairperson

Dr. Smitha Bhat
Scientific Co-Chairperson



A Constituent unit of
SHRI DHARMASTHALA MANJUNATHESHWARA UNIVERSITY

10th Annual Conference of AOMSI Karnataka State Chapter

"Imbibe, Inculcate, Inspire"

CERTIFICATE OF APPRECIATION

Presented to

DR. SIDRAMESH MUTTAGI

for being a **Keynote Speaker** and delivering a lecture on
"Changes in the eighth edition of AJCC staging of head and neck cancer – rationale and implications in treatment planning"
10th Annual Conference of AOMSI Karnataka State Chapter
held from **14th to 16th September 2023**
at **SDM College of Dental Sciences & Hospital, Dharwad.**

Dr. N Srinath
President, KAOMSI

Dr. Nagarajappa Das
Hon. Secretary, KAOMSI

Dr. K Gopalkrishnan
Organizing Chairman

Dr. Venkatesh Anehosur
Organizing Co-Chairman

Dr. Anil Kumar Desai
Organizing Secretary

Dr. Abhijit Joshi
Joint Organizing Secretary

Dr. Sahana B A
Scientific Chairperson

Dr. Smitha Bhat
Scientific Co-Chairperson

A Constituent Unit of
SHRI DHARMASTHALA MANJUNATHESHWARA UNIVERSITY

10th Annual Conference of AOMSI Karnataka State Chapter

"Imbibe, Inculcate, Inspire"

CERTIFICATE OF APPRECIATION

Presented to

Dr SIDRAMESH MUTTAGI

for your contribution towards the success of Scientific Session
as a ~~Chairperson~~/~~Moderator~~/Panelist/~~Judge~~/~~Reviewer~~
during 10th Annual Conference of AOMSI Karnataka State Chapter
held from 14th to 16th September 2023
at SDM College of Dental Sciences & Hospital, Dharwad.

Dr. N Srinath
President, KAOMSI

Dr. Nagarajappa Das
Hon. Secretary, KAOMSI

Dr. K Gopalkrishnan
Organizing Chairman

Dr. Venkatesh Anehosur
Organizing Co-Chairman

Dr. Anil Kumar Desai
Organizing Secretary

Dr. Abhijit Joshi
Joint Organizing Secretary

Dr. Sahana B A
Scientific Chairperson

Dr. Smitha Bhat
Scientific Co-Chairperson

CERTIFICATE

NO: MMC/ACCRE.CERT/SPA-0105/2013

CPD CODE - MMC/MAC/2023/C-018200

DR / ~~MR~~ / ~~MS~~ Sidramesh Muttagi

HAS PARTICIPATED AS FACULTY / ~~DELEGA~~TE IN THE

8TH ANNUAL CONFERENCE OF THE ASSOCIATION OF MAHARASHTRA MEDICAL ONCOLOGISTS (AMMO)

HELD ON 6TH & 7TH OCTOBER 2023 AT KOLHAPUR

MAHARASHTRA MEDICAL COUNCIL HAS GRANTED FOUR CPD CREDIT POINTS FOR DELEGATES PARTICIPATING IN "CPD" SCHEDULED ON 06/10/2023-07/10/2023

Dr Purvish Parikh
Scientific Chairperson
8th AMMO Conference

Dr Chandrashekhar Pethe
Program Director
8th AMMO Conference

Dr Akshay Shivchhand
Organizing Secretary
8th AMMO Conference

Dr. Vijaykumar Bhagwan Barge
MMC Observer

30th National Conference of Indian Association of Oral & Maxillofacial Pathologists 2023 • • •

Theme: Oral Pathology : Into the Lens and Beyond

Certificate of Appreciation

This certificate is awarded to

DR. VIJAYALAKSHMI SHETTAR

for contributing to the success as an

Organizing Committee Member

during **30th National Conference of IAOMP** held from **3rd to 5th November 2023**

organized by Department of Oral and Maxillofacial Pathology & Oral Microbiology

KLE V. K. Institute of Dental Sciences, Belagavi.

Dr. N Chaitanya Babu	Dr. Nadeem Jeddy	Dr. S.R.K Nandan	Dr. Seema Hallikerimath	Dr. Punnya Angadi	Dr. Deepa Mane
President IAOMP	Hon. Secretary IAOMP	Hon. Treasurer IAOMP	Organising Chairperson	Organising Secretary	Chairperson, Scientific Committee

30th National Conference of Indian Association of Oral & Maxillofacial Pathologists 2023

Theme: Oral Pathology : Into the Lens and Beyond

Certificate of Appreciation

This certificate is awarded to

DR. SNEHALATHA NARVEKAR

for contributing to the success as an

Organizing Committee Member

during **30th National Conference of IAOMP** held from **3rd to 5th November 2023**

organized by Department of Oral and Maxillofacial Pathology & Oral Microbiology

KLE V. K. Institute of Dental Sciences, Belagavi.

Dr. N Chaitanya Babu	Dr. Nadeem Jeddy	Dr. S.R.K Nandan	Dr. Seema Hallikerimath	Dr. Punnya Angadi	Dr. Deepa Mane
President IAOMP	Hon. Secretary IAOMP	Hon. Treasurer IAOMP	Organising Chairperson	Organising Secretary	Chairperson, Scientific Committee

PEDOVERSE 2023

19th ISPPD
NATIONAL PG CONVENTION

16

--CERTIFICATE OF APPRECIATION--

presented to

Dr. SHIVAYOGI M HUGAR

for successfully delivering guest lecture,

'Intellectual Property Rights: a provocation of 'Intelligence' to 'Innovation''

during the 19th ISPPD National PG Convention, ***PedoVerse 2023,***
held at Saveetha Dental College & Hospitals, Chennai, TN
on 24th & 25th February 2023.

Dr. Radhika Muppa
President, ISPPD

Dr. Nikhil Srivastava
General Secretary, ISPPD

Dr. Sivakumar Nuvvula
Conference Secretary, PedoVerse

Dr. EMG Subramanian
Organising Chairman, PedoVerse

Dr. Deepa Gurunathan
Organising Secretary, PedoVerse

Dr. Mahesh Ramakrishnan
Joint-Organising Secretary, PedoVerse

PEDOVERSE
EXPLORING PEDIATRIC DENTISTRY

DAPM RV Dental College and Hospital

CERTIFICATE OF APPRECIATION

THIS CERTIFICATE IS PROUDLY AWARDED TO

DR. SHIVAYOGI HUGAR

For being the **Moderator** for a lecture on the topic "Crowns in Pediatric Dentistry" **in PAED-ORAMA 2023**" an online lecture series held on **06.03.2023** organized by the Department of Pediatric and Preventive Dentistry, D.A. Pandu Memorial R.V. Dental College, Bengaluru.

DR. ASHA R IYENGAR
PRINCIPAL
D.A.P.M. RV DENTAL COLLEGE

DR. PRAVEEN P
ORGANIZING SECRETARY
DEPARTMENT OF PEDIATRIC AND PREVENTIVE DENTISTRY

DR. A. ANANTHARAJ
HEAD OF THE DEPARTMENT
DEPARTMENT OF PEDIATRIC AND PREVENTIVE DENTISTRY

DAPM RV Dental College and Hospital

CERTIFICATE OF APPRECIATION

THIS CERTIFICATE IS PROUDLY AWARDED TO

DR. SHIVAYOGI HUGAR

For delivering an excellent lecture on the topic, "Minimal Invasive Dentistry" at **"PAED-ORAMA 2023"**, an online lecture series held on **07.02.2023,** organized by the Department of Pediatric and Preventive Dentistry, D.A. Pandu Memorial R.V. Dental College, Bengaluru.

DR. ASHA R IYENGAR
PRINCIPAL
D.A.P.M. RV DENTAL COLLEGE

DR. PRAVEEN P
ORGANIZING SECRETARY
DEPARTMENT OF PEDIATRIC AND PREVENTIVE DENTISTRY

DR. A. ANANTHARAJ
HEAD OF THE DEPARTMENT
DEPARTMENT OF PEDIATRIC AND PREVENTIVE DENTISTRY

DAPM RV Dental College and Hospital

CERTIFICATE OF APPRECIATION

THIS CERTIFICATE IS PROUDLY AWARDED TO

DR.SHIVAYOGI HUGAR

For being the **Resource person** at **"PAED-ORAMA 2023 Post-graduate Pre-Examination Review ",** held on **13.05.2023,** organized by the Department of Pediatric and Preventive Dentistry, D.A. Pandu Memorial R.V. Dental College, Bengaluru.

DR. PRASHANTH C.S
PRINCIPAL
D.A.P.M. RV DENTAL COLLEGE

DR. PRAVEEN P
ORGANIZING SECRETARY
DEPARTMENT OF PEDIATRIC AND PREVENTIVE DENTISTRY

DR. A. ANANTHARAJ
HEAD OF THE DEPARTMENT
DEPARTMENT OF PEDIATRIC AND PREVENTIVE DENTISTRY

ORAL HEALTH INNOVATION CONCLAVE

Indian Dental Association Initiative

This certificate is presented to

Dr Shivayogi Hugar

In recognition of serving as a **MODERATOR** for Panel Discussion

Oral Health Innovation Conclave

Manekshaw Centre, New Delhi, 25th - 26th March, 2023.

Oral Health Innovation Conclave

ida Indian Dental Association

Dr. Rajiv Chugh	Dr. Ashok Dhoble	Lt General Dr. Satish R Iyer	Dr. Sharad Kapoor
President, IDA	Hon. Secretary General, IDA	National Chairman	Organising Secretary

MALLA REDDY
DENTAL COLLEGE FOR WOMEN
(SPONSORED BY : CHANDRAMMA EDUCATIONAL SOCIETY)
Affliation to Kaloji Narayanarao University of Health Sciences, Warangal, Telangana.
Reconginsed by Dental Council of India, New Delhi

To,

Dr. Shivayogi M.Hugar

Prof and Head,

Department of Pediatric and Preventive Dentistry,

KAHER's KLE VK Institute of Dental Sciences, Belagavi.

Date: 20.05.2023

APPRECIATION LETTER

We would like to take this opportunity to express our heartfelt gratitude to **Dr Shivayogi M.Hugar,** Professor and Head, Department of Pediatric and Preventive Dentistry, KAHER's KLE VK Institute of Dental Sciences, Belagavi, Karnataka, for his active involvement in the session organized by Department of Pediatric and Preventive Dentistry, Malla Reddy Dental college for women, Suraram, Hyderabad on 20th May 2023. We sincerely appreciate you, for delivering an excellent guest lecture on "Pediatric Endodontics" and demonstrating single sitting pulpectomy using rotary files in children.

We look forward for continuous support in our future endeavors.

With Best Regards

20/05/2023

Dr.P.V.Ravindranath Reddy
Professor and Head
Department of Pediatric and Preventive Dentistry
Malleredy Dental college for women, Suraram, Hyderabad

PROFESSOR & HOD
Department of Pedodontics
and Preventive Dentistry

SIBAR INSTITUTE OF DENTAL SCIENCES

MEDICAL & DENTAL EDUCATION CELL (MDEC)

Guntur - 522 509, Andhra Pradesh, India.

CERTIFICATE OF APPRECIATION

Awarded to

DR. SHIVAYOGI M. HUGAR

In recognition of Valuable Contribution by Delivering Guest Lecture

Titled : **"Intellectual property rights: A provocation of Intelligence into Innovation"**

Organized by MDEC, SIBAR Institute of Dental Sciences, Guntur.

Dated : 28/07/2023

Dr. L. Krishna Prasad
Dean

Dr. C. Sandeep
Chairman

Dr. S. Sethu Manjusha
Convener

BHARATI VIDYAPEETH
(Deemed to be University)
DENTAL COLLEGE AND HOSPITAL. SANGLI
Re-Accredited A+ Grade by NAAC

DEPARTMENT OF PEDODONTICS AND PREVENTIVE DENTISTRY

CERTIFICATE OF APPRECIATION

Is hereby presented to

Dr. Shivayogi Hugar MDS

for sharing his valuable knowledge as a

Guest Speaker

on '***My story-As successful Innovator***' on 12th September 2023, organised by Bharati Vidyapeeth (Deemed to be University) Dental College & Hospital, Sangli

Dr. Anil Patil
Prof & HOD, Dept' of Pedodontics
and Preventive Dentistry

Dr. Sharad Kamat
Principal

Dr. H M Kadam
Regional Director

ಶ್ರೀ ಮುರಮುಂಡೀಶ್ವರ ವಿದ್ಯಾಸಂವರ್ಧಕ ಸಂಘದ

Estd. : 1993

ಕನ್ನಡ ಮಾಧ್ಯಮ ಪ್ರಾಥಮಿಕ ಶಾಲೆ, ಸಂಕೇಶ್ವರ.

ತಾ: ಹುಕ್ಕೇರಿ ಜಿ : ಬೆಳಗಾವಿ.

S. D. V. S. Sangh's

Kannada Madhyam Prathamic Shale, Sankeshwar

Tal. Hukkeri. Dist. Belagavi Ph : (08333) 274780

School code : 29300713702

Email :sdvssanghkmpsskv@gmail.com

Ref. No.

Date :

Date: 26th September 2023

Letter of Appreciation

We thank and express our sincere appreciation to Dr. Vidyavathi. H. Patil, Reader from the Department of Pediatric and Preventive dentistry, KAHERs KLEVK Institute of Dental Sciences, Belagavi on conducting a Health talk and enlightening on "Oral hygiene, common diseases and their prevention among children" for the staff and children of SDVS Sangh's Kannada Madhyam Proud Shale, Sankeshwar of Hukkeri taluk, Belagavi on 26th of September 2023.

We wish you for your future endeavours and hope to see many more community and school dental health programs from your institute.

HEAD MASTER
S. D. V. S. Sangh's
Kannada Medium (Con.) Primary School
SANKESHWAR.

KARNAVATI UNIVERSITY

KSD

AHMEDABAD ISPPD - 2023

44TH ISPPD NATIONAL CONFERENCE

CERTIFICATE OF APPRECIATION

SESSION CHAIR

THIS CERTIFICATE IS AWARDED TO

Dr. Vidhyavathi Patil

FOR THEIR INVALUABLE INSIGHTS AT **THE SCIENTIFIC SESSION** DURING THE 44TH ISPPD NATIONAL CONFERENCE - AHMEDABAD ISPPD 2023, HELD ON 27-29TH OCTOBER 2023 AT NETAJI SUBHASH CHANDRA CONVENTION CENTER, KARNAVATI UNIVERSITY, GUJARAT

DR. RADHIKA MUPPA
(PRESIDENT ISPPD)

DR. NIKHIL SRIVASTAVA
(SECRETARY GENERAL ISPPD)

DR. NIKHIL MARWAH
(CONFERENCE SECRETARY)

DR. SHANTANU CHOUDHARI
(ORGANIZING CHAIRMAN)

PROF.(DR) ROHAN BHATT
(ORGANIZING SECRETARY)

DR. MEGHA PATEL
(SCIENTIFIC CHAIRMAN)



KARNAVATI UNIVERSITY

KSD

AHMEDABAD ISPPO - 2023

44TH ISPPD NATIONAL CONFERENCE

CERTIFICATE OF APPRECIATION

SESSION CHAIR

THIS CERTIFICATE IS AWARDED TO

Dr. Niraj S Gokhale

FOR THEIR INVALUABLE INSIGHTS AT **THE SCIENTIFIC SESSION** DURING THE 44TH ISPPD NATIONAL CONFERENCE – AHMEDABAD ISPPD 2023, HELD ON 27-29TH OCTOBER 2023 AT NETAJI SUBHASH CHANDRA CONVENTION CENTER, KARNAVATI UNIVERSITY, GUJARAT

DR. RADHIKA MUPPA
(PRESIDENT ISPPD)

DR. NIKHIL SRIVASTAVA
(SECRETARY GENERAL ISPPD)

DR. NIKHIL MARWAH
(CONFERENCE SECRETARY)

DR. SHANTANU CHOUDHARI
(ORGANIZING CHAIRMAN)

PROF.(DR) ROHAN BHATT
(ORGANIZING SECRETARY)

DR. MEGHA PATEL
(SCIENTIFIC CHAIRMAN)



E-mail:principalmradc@gmail.com
http:www.mradc.ac.in

☎ : 25463097 / 25464052
FaxTel No.: 080-25460747
: 080-25476496

ಮಾತೃಶ್ರೀ ರಮಾಬಾಯಿ ಅಂಬೇಡ್ಕರ್ ದಂತ ವೈದ್ಯಕೀಯ ಮಹಾವಿದ್ಯಾಲಯ ಮತ್ತು ಆಸ್ಪತ್ರೆ

(ಆನಂದ ಸಾಮಾಜಿಕ ಮತ್ತು ಶೈಕ್ಷಣಿಕ ದತ್ತಿ)

ನಂ. 1/36, ಕ್ಲೈನ್ ರಸ್ತೆ ಕುಕ್‌ಟೌನ್, ಬೆಂಗಳೂರು - 560 005.

M.R. AMBEDKAR DENTAL COLLEGE & HOSPITAL

(FOUNDED BY : ANANDA SOCIAL & EDUCATIONAL TRUST)

1/36, CLINE ROAD, COOKE TOWN, BANGALORE - 560 005.

ಕ್ರಮ ಸಂಖ್ಯೆ :
Ref. No.:

MRADC/A.C/931 /2022-23

ದಿನಾಂಕ :
Date:

20/12/2022

ATTENDANCE CERTIFICATE

This is to certify that **Dr. Suresh Shenvi, Reader, Dept. of Conservative Dentistry & Endodontics, K.L.E's V.K. Institute of Dental Sciences, Belagavi** has attended and delivered lecture in the workshop conducted **on "E-Content Development & Hosting"** as a **Resource Person at M.R.Ambedkar Dental College & Hospital, Bengaluru on 20th December 2022.**

Amalata M.

PRINICIPAL 20th Dec 22.

PRINCIPAL
M.R. Ambedkar Dental College & Hospital
Bengaluru-560 005

vydehi
INSTITUTE OF DENTAL SCIENCES AND RESEARCH CENTRE
NAAC ACCREDITED

ASSOCIATION OF CONSERVATIVE DENTISTRY AND ENDODONTICS OF KARNATAKA(ACE-K) IN ASSOCIATION WITH IACDE AND VYDEHI INSTITUTE OF DENTAL SCIENCES AND RESEARCH CENTRE

CERTIFICATE OF APPRECIATION

PRESENTED TO

Dr. Sonal Joshi

for contributing as "**Guest Speaker**" towards the success of the scientific program

"Rapid Recap 2023- Ingraining the Descendants"

held on 19th- 21st April 2023

Dr. Dibyendu Mazumdar
PATRON-DCI PRESIDENT

Dr. Jagat Bhushan
PRESIDENT, IACDE

Dr. Prahlad A Sharaf
GENERAL SECRETARY, IACDE

Dr. Ramya Raghu
PRESIDENT, ACE-K

Dr. Mithra N Hegde
MEMBER SECRETARY ACE-K

Dr. Mohan Thomas Nainan
ORGANISING CHAIRPERSON & PRINCIPAL,VIDS & RC

Dr. Nirupama D.N
ORGANISING SECRETARY

Dr. Kiran Kumar N
SCIENTIFIC CHAIRPERSON

K.V.G. DENTAL COLLEGE & HOSPITAL
KURUNJIBHAG, SULLIA

B++ NAAC

DEPARTMENT OF CONSERVATIVE DENTISTRY AND ENDODONTICS

AWARDS THIS CERTIFICATE OF APPRECIATION TO

DR SURESH SHENVI

BDS,MDS
FACULTY,
DEPT OF CONSERVATIVE DENTISTRY
AND ENDODONTICS, KLE BELGAUM

For imparting his valuable insights and inspiration to the delegates in

CAREER GUIDANCE PROGRAMME

Held on 19th of January 2023 at KVG Dental College and Hospital, Sullia

Dr. Renuka Prasad K V
Managing Trustee
A.O.L.E. ®, Sullia

Dr. Ujwal U J
CEO, K.V.G.D.C, Sullia

Prof. (Dr.) MOKSHA NAYAK
Principal
K.V.G.D.C., Sullia

Prof. (Dr.) KRISHNA PRASADA L
H.O.D.
Dept. of Conservative Dentistry
& Endodontics



Thank You

Dr. SURESH SHENVI

for conducting the course on

UNVEILING ENDODONTICS

Modern Metallurgy, Motions and 3D Obturations

May 10th 2023, Wednesday

Dr. Ramesh Badlani
Founder Chairman

Mr. Mohit Badlani
Director

Dr. Amit Bhardwaj
Dean

Dr. Mainak Saha
Director PG Studies

Dr. Suruchi Sisodia
Head Of Department, Conservative Dentistry and Endodontics

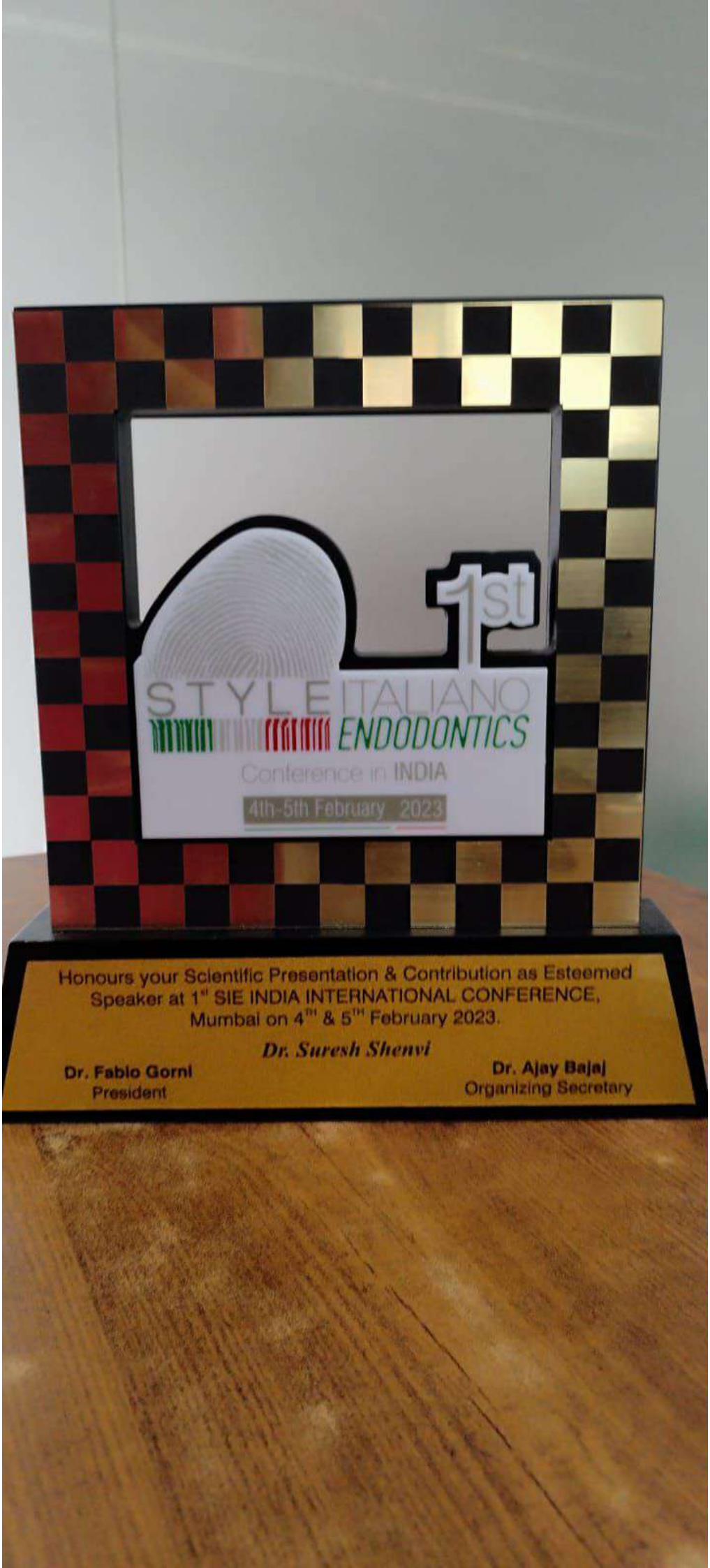
1st
STYLE ITALIANO
ENDODONTICS
Conference in INDIA
4th-5th February 2023
Honours your Scientific Presentation & Contribution as Esteemed Speaker at 1st SIE INDIA INTERNATIONAL CONFERENCE, Mumbai on 4TH & 5TH February 2023.
Dr. Suresh Shenvi
Dr. Fabio Gorni
President
Dr. Ajay Bajaj
Organizing Secretary

INDIAN ENDODONTIC SOCIETY

31st NATIONAL CONFERENCE OF INDIAN ENDODONTIC SOCIETY

CERTIFICATE

OF APPRECIATION

Presented to

Dr. Suresh Shenvi

In Recognition of Chairing of Faculty/Student Presentation at IESCON 2023
The National Conference of the Indian Endodontic Society
Dates: September 29 - October 1, 2023

Your effective chairing ensured the success of the presentation session, fostering a conducive learning environment. Your dedication and contribution are deeply appreciated.

With gratitude,

DR SANJAY MIGLANI	DR V. GOPI KRISHNA	DR SAKETH RAMA RAO	DR SWADHEENA PATRO
IES PRESIDENT	IES SECRETARY	IESCON CHAIRMAN	IESCON SECRETARY

PACIFIC DENTAL COLLEGE & RESEARCH CENTRE

(A Unit of Tirupati Balaji Educational Trust)

PMU/PDCRC/ADM/AC/2023/113

Date: 08/07/2023

To Whom So Ever It May Concern

This is to Certify That Dr. Neha Dhaded, Professor, KLE Society's Dental College, has conducted DCI inspection for Renewal of the Central Government permission for 4th Year of MDS Course in the specialty of Conservative Dentistry & Endodontics for Renewal of MDS Course With 3 Seats at Pacific Dental College & Research Centre, Bhilo ka Bedla, Pratap Pura, Udaipur-313001 (Rajasthan) on 7th & 8th July, 2023 for the academic session 2024-25.

Regards,

Principal
Pacific Dental College and Research Centre
Bhillo-Ka-Bedla, Udaipur (Raj.)
(Dr.Ravi Kumar C.M.)

D Y PATIL GROUP
D Y PATIL DENTAL SCHOOL
Affiliated to the Maharashtra University of Health Sciences, Nashik
Recognized by Dental Council of India

Ref No: DYPDS/3214 **Date: 23/06/2023**

CERTIFICATE

This is to certify that Dr. Neha Dhaded, Professor, of KLE Society's Dental College, Belgaum, Karnataka has visited and conducted 4th MDS renewal inspection in the subject of Conservative Dentistry & Endodontics at this institution on 22nd & 23rd June, 2023.

D.Y. PATIL DENTAL SCHOOL PUNE

Dr. Anand Shigli
DEAN

Dr D Y Patil Knowledge City, Charholi Bk, Via Lohegaon, Pune 412 105
Phone (020) 67077779 • Fax (020) 67072718 • E Mail : dean@dypds.com

38th IACDE National Conference 2023, Kolkata

INDIAN ASSOCIATION OF CONSERVATIVE DENTISTRY AND ENDODONTICS



Certificate of Appreciation

Presented to

Dr. Sonal Joshi

for being the **Chairperson / Judge**

during **38th IACDE National Conference 2023** held from

30th November to 3rd December 2023 at **Science City Complex, Kolkata.**

We appreciate your contribution to the success of this conference.



Dr. Jagat Bhushan	Dr. Prahlad A Saraf	Dr. Binoy Kumar Singh	Dr. Aditya Mitra	Dr. Debashis Banerjee	Dr. Chi Koy Wang
President, IACDE	Hon. Gen. Secretary, IACDE	Conference Secretary	Organizing Chairman	Organizing Secretary	Scientific Chairman

38th IACDE National Conference 2023, Kolkata

INDIAN ASSOCIATION OF CONSERVATIVE DENTISTRY AND ENDODONTICS





Certificate of Appreciation

Presented to

DR. HEMALATHA HIREMATH

for being the **Chairperson / Judge**

during **38th IACDE National Conference 2023** held from

30th November to 3rd December 2023 at **Science City Complex, Kolkata.**

We appreciate your contribution to the success of this conference.

Dr. Jagat Bhushan	Dr. Prahlad A Saraf	Dr. Binoy Kumar Singh	Dr. Aditya Mitra	Dr. Debashis Banerjee	Dr. Chi Koy Wang
President, IACDE	Hon. Gen. Secretary, IACDE	Conference Secretary	Organizing Chairman	Organizing Secretary	Scientific Chairman

38th IACDE National Conference 2023, Kolkata

INDIAN ASSOCIATION OF CONSERVATIVE DENTISTRY AND ENDODONTICS





Certificate of Appreciation

Awarded to

Dr. Gothe Samadhi Shrinivas

for securing **1st Position / 2nd Position**
in **Scientific Paper Presentation** of the session
during **38th IACDE National Conference 2023**
held from **30th November to 3rd December 2023**
at **Science City Complex, Kolkata.**

Dr. Jagat Bhushan	Dr. Prahlad A Saraf	Dr. Binoy Kumar Singh	Dr. Aditya Mitra	Dr. Debashis Banerjee	Dr. Chi Koy Wang
President, IACDE	Hon. Gen. Secretary, IACDE	Conference Secretary	Organizing Chairman	Organizing Secretary	Scientific Chairman


www.iosweb.net
INDIAN ORTHODONTIC SOCIETY
WILD LIFE PHOTOGRAPHY PROGRAMME
'Ranthambore Roars'
CERTIFICATE OF PARTICIPATION
PRESENTED TO
Dr. Kanhoba M S Keluskar
for participating and contributing to the success of
"IOS WILD LIFE PHOTOGRAPHY PROGRAMME, RANTHAMBORE"
from 31st March - 2nd April 2023.
Dr. Balvinder Singh Thakkar
President, IOS
Dr. Sanjay Labh
Hon. Secretary, IOS
Dr. Raghunandan Chunduri
Org. Chairman

ASSOCIATION OF ORAL AND MAXILLOFACIAL SURGEONS OF INDIA

National AOMSI virtual Master Class for PGs

Virtual Masterclass - 2023

5th, 6th, 7th, 12th, 13th & 14th May 2023

Certificate

presented to

DR. KELUSKAR K M

has participated as **Panelist (Special Invitee)** and contributed towards the success of

Virtual Masterclass - 2023

held on 5th, 6th, 7th, 12th, 13th &14th May 2023

SESSION COORDINATORS

Dr. Reena John
Dr. Omkar Shetye
Dr. Shaji Thomas
Dr. Thomas Zachariah
Dr. Madan Mishra
Dr. (Col) Suresh Menon
Dr. Manikandhan
Dr. Sobhan Mishra
Dr. Jimson Samson
Dr. Sruthi Rao

Dr. Vikas Dhupar	Dr. Girish S Rao	Dr. Rajasekhar Gaddipathi	Dr. Manikandan R
President	Hon. Gen Secretary	Treasurer	Chairman
AOMSI	AOMSI	AOMSI	Masterclass

21st Annual National Conference of Indian Society of Cleft Lip Palate & Craniofacial Anomalies

INDOCLEFTCON 2023

....Involve and Evolve

Certificate of Appreciation

presented to

DR. K M KELUSKAR

SCIENTIFIC CHAIRMAN

For your valuable contribution towards the Grand Success of the IndoCleftCon 2023 Conference held on 16th, 17th and 18th of March 2023 at K.L.E Convention Centre, Belagavi, India.

Dr. Rajesh S Powar
President, ISCLPCA

Atul Parashar.

Dr. Atul Parashar
Hon. Secretary, ISCLPCA

KLE CENTENARY CONVENTION CENTRE, J. N. MEDICAL COLLEGE CAMPUS,
NEHRU NAGAR, BELAGAVI - 590010 KARNATAKA, INDIA

CERTIFICATE

OF RECOGNITION

magnus Group

Magnus Group Conferences and
Organizing Committee wish to thank

Prof/Dr/Mr/Ms. **Adithi Rao**

KLEVK Institute of Dental Sciences, India

for phenomenal and worthy Oral Presentation
at the "7th Edition of International Conference on
Dentistry and Oral Health (Hybrid Event)"
held on April 27-29, 2023 in Orlando, Florida, USA

DGGillam

David Gillam
Queen Mary University of London,
United Kingdom

Laurindo Moacir Sassi
Cancer Center Erasto Gaertner and Evangelical
Mackenzie University Hospital, Brazil

Smile Train
CLEFT LEADERSHIP CENTRE

BMJH

Smile Train
TRAIN IN INDIA

Certificate of Attendance

This certificate is awarded to

DR.K M KELUSKAR, for being a resource person

at

Bhagwan Mahaveer Jain Hospital, Bengaluru

2nd-3rd June, 2023

Dr. Pritham N Shetty
Project Director, Smile Train CLC, Bangalore

Dr Puneet Batra
Indian Medical Advisory Council, Smile Train

Leela Imam
Senior Programs Director, Smile Train

Indian Orthodontic Society

Karnavati School of Dentistry and Gujarat Orthodontic Study Group

CERTIFICATE OF APPRECIATION

This certificate is presented to

Dr. K.M Keluskar

For conducting Lecture and Demonstration on **"Facebow Transfer and Splint Fabrication"** *at the*

"IOS-NATIONAL INTEGRATED TYPHODONT WORKSHOP"

at Karnavati school of Dentistry, Gandhinagar

from 16th-18th June, 2023

Dr. Balvinder Singh Thakkar	*Dr. Sanjay Labh*	*Dr. Ajay Kubavat*	*Dr. Alap Shah*
President-IOS	*Hon. Secretary*	*Organizing Chairman*	*Organizing Secretary*

57th Indian Orthodontic Conference - Meerut

Date: 15th, 16th & 17th September 2023

Venue : Maangalya Convention Center, Swami Vivekanand Subharti University, Meerut.

THEME : BOND WITH ETHICS

CERTIFICATE OF APPRECIATION

PRESENTED TO

DR. KELUSKAR

for delivering a KEYNOTE LECTURE on the topic titled

SURGICAL ORTHODONTICS

at the 57th Indian Orthodontic Conference held from 15th to 17th September, 2023
at Maangalaya Convention Centre in Swami Vivekanand Subharti University, Meerut.

Dr. Balvinder Singh Thakkar	Dr. Sanjay Labh	Dr. Pradeep Raghav	Dr. Vaibhav Mishra	Dr. Munish Reddy	Dr. Shishir Singh
President, IOS	Hon. Secretary, IOS	Organizing Chairman 57th IOC	Organizing Secretary 57th IOC	Scientific Convener 57th IOC	Treasurer 57th IOC

GOVERNMENT COLLEGE OF DENTISTRY, INDORE

CERTIFICATE OF APPRECIATION

This is to certify that

DR. KM KELUSKAR

has delivered guest lecture on topic "Clinical Photography" held on 12th August ,2023 at Government College of Dentistry, Indore.

Dr. Deshraj Jain
Principal
Govt. College of Dentistry,Indore

Dr. Ajay Parihar
Prof & HOD
Dept. of Oral Medicine & Radiology

D Y PATIL GROUP

D Y PATIL DENTAL SCHOOL

Affiliated to the Maharashtra University of Health Sciences, Nashik
Recognized by Dental Council of India

Ref No: DYPDS/3211

Date: 23/06/2023

CERTIFICATE

This is to certify that Dr. Anand N. Badavannavar, Professor, of KLE Society's Dental College, Belgaum, Karnataka has visited and conducted 4th MDS renewal inspection in the subject of Orthodontics & Dentofacial Orthopedics at this institution on 22nd & 23rd June 2023.

D Y PATIL DENTAL SCHOOL PUNE

Dr. Anand Shigli.
DEAN

Sent from Yahoo Mail on Android

----- Forwarded message -----
From: "SAGE peer review" <Noreply.Peerreview@sagepub.com>
To: "anand_ortho@yahoo.co.in" <anand_ortho@yahoo.co.in>
Sent: Tue, 17 Jan 2023 at 12:49 pm
Subject: Invitation to review for Journal of Indian Orthodontic Society
17-Jan-2023

Dear Dr. Anand Badavannavar,

I am writing to request your help in evaluating a new submission to Journal of Indian Orthodontic Society.

Given your expertise in the subject area of the manuscript, I would be grateful if you can please review the submission and return it within a month's time or sooner. The abstract of the submission is appended below for your consideration.

You may respond by clicking the following link, which enables you to accept or decline the invitation.

https://peerreview.sagepub.com/Home/ReviewInvitation?mskey=129434&reviewer=47546

We highly value the contribution of peer reviewers of the journal as the essential gatekeepers of its standards. In return, we are pleased to announce that we have arranged with our publisher SAGE to offer you free access to all SAGE journals for 60 days upon receipt of your completed review and a 25% book discount on all SAGE books ordered online. We will send you details of how to register for online access and order books at discount as soon as you have submitted your review.

You may also mail me your consent or inability to review at the earliest. Should you be unable to perform this review, I would be grateful to receive your recommendations for experienced reviewers with subject matter expertise in the area addressed in this submission. Please include the suggested reviewerâ€™s full name, affiliation, and e-mail address.

I look forward to hearing from you soon. Please do not hesitate to contact me if you have any questions.

Thank you and best regards,

Dr. Vignesh K
Editor-in-Chief, Journal of Indian Orthodontic Society
vignesh.k@sriramachandra.edu.in

Title: composite bite blocks- an indigenous, simple, fixed class II corrector

Abstract:
A B S T R A C T Fixed functional appliances (FFA) are used at either the fag end of the growth spurt or after completion of the same. We orthodontists are yet to come across an appliance which satisfies all the ideal requirements for a FFA. Most disadvantages of the FFA like increase in lower anterior facial height, proclination of lower anteriors, constant breakages and huge expenses were taken into consideration in the basic designing of this ingenious appliance. In this article, a simple fixed functional appliance was designed to function along with fixed appliance therapy to stimulate mandibular growth. After the initial levelling and aligning, 0.019x0.025 stainless steel posted arch wires were placed. The bite jumping blocks were fabricated in the upper and lower arches with light cure blue composite. Using indirect bonding trays they were bonded in position. The case finished in an ideal overjet and overbite with a balanced face. Cephalometric values demonstrate an advancement of the mandible.

Sent from Yahoo Mail on Android

----- Forwarded message -----
From: "The Saudi Dental Journal" <em@editorialmanager.com>
To: "Dr Anand N Badavannavar" <anand_ortho@yahoo.co.in>
Sent: Wed, 23 Aug 2023 at 10:15 am
Subject: Thank you for reviewing for The Saudi Dental Journal
Manuscript Number: SDENTJ-D-23-00892

Utility of Digital Orthodontics in Maxillary Protraction with Implants in Children with Skeletal Class III â€“ A Systematic Review and Meta-Analysis

Dear Badavannavar,

Thank you for reviewing the above referenced manuscript. I greatly appreciate your contribution and time, which not only assisted me in reaching my decision, but also enables the author(s) to disseminate their work at the highest possible quality. Without the dedication of reviewers like you, it would be impossible to manage an efficient peer review process and maintain the high standards necessary for a successful journal.

You will shortly receive a notification from Elsevier's reviewer recognition platform, which provides you with a link to your "My Elsevier Reviews" private profile page, certificates, editor recognition as well as discounts for Elsevier services.

I hope that you will consider The Saudi Dental Journal as a potential journal for your own submissions in the future.

As a token of appreciation, we would like to provide you with a review recognition certificate on Elsevier Reviewer Hub (reviewerhub.elsevier.com). Through the Elsevier Reviewer Hub, you can also keep track of all your reviewing activities for this and other Elsevier journals on Editorial Manager.

If you have not yet activated your 30 day complimentary access to ScienceDirect and Scopus, you can still do so via the [Rewards] section of your profile in Reviewer Hub (reviewerhub.elsevier.com).
You can always claim your 30-day access period later, however, please be aware that the access link will expire six months after you have accepted to review.

Kind regards,

Chalini Sundar

Scientific Editor

The Saudi Dental Journal

More information and support

You will find guidance and support on reviewing, as well as information including details of how Elsevier recognizes reviewers, on Elsevierâ€™s Reviewer Hub:
https://www.elsevier.com/reviewers

FAQ: How can I reset a forgotten password?
https://service.elsevier.com/app/answers/detail/a_id/28452/supporthub/publishing/
For further assistance, please visit our customer service site:
https://service.elsevier.com/app/home/supporthub/publishing/
Here you can search for solutions on a range of topics, find answers to frequently asked questions, and learn more about Editorial Manager via interactive tutorials. You can also talk 24/7 to our customer support team by phone and 24/7 by live chat and email

#REV_SDENTJ#

To ensure this email reaches the intended recipient, please do not delete the above code

---

In compliance with data protection regulations, you may request that we remove your personal registration details at any time. (Use the following URL: https://www.editorialmanager.com/sdentj/login.asp?a=r). Please contact the publication office if you have any questions.

Jawahar Medical Foundation's

ANNASAHEB CHUDAMAN PATIL MEMORIAL DENTAL COLLEGE, DHULE

Faculty development Program

DEPARTMENT OF ORTHODONTICS & DENTOFACIAL ORTHOPEDICS

Certificate of Appreciation

Dr. Tejashri Pradhan

For successfully conducting a session on
"ALIGNERS IN ORTHODONTICS "
On 3rd august ,2023 at JMF's ACPM Dental College, Dhule.

Principal/Dean

DR ARUN S. DODAMANI

Head of the department

Dr. Veerendra kerudi



TATYASAHEB KORE DENTAL COLLEGE AND RESEARCH CENTRE

CORDIALLY INVITES YOU

FOR THE

14th GRADUATION DAY CEREMONY

Your Son/Daughter,

Will be a graduate on this special occasion
Your gracious presence is valuable for us

On SUNDAY
01.10.2023

8:00 AM - 2:00 PM

VENUE : HOTEL SAYAJI, KOLHAPUR

Chief guest : Dr. Tejashri Pradhan

(Prof & Head, Dept. of Orthodontics, KLE V.K. Institute of Dental Sciences & Hospital, Belagavi)

REGARDS,

Dr.Shilpa Kothavale
(Management Representative)

Dr.Harish Kulkarni
(Principal)

Indian Dental Association®

INNOVATION EXHIBIT EXCELLENCE AWARD

Best Community Outreach in Oral Healthcare Award - I

Presented to

Dr.Shaila Kothiwale

In recognition and appreciation of your outstanding innovation & contribution to

Oral Health Innovation Conclave,

Manekshaw Centre, New Delhi.

25-26th March 2023.

Oral Health Innovation Conclave

ida Indian Dental Association

Dr. Rajiv Chugh	Dr. Ashok Dhoble	Lt General Dr. Satish R Iyer	Dr. Sharad Kapoor
President	Hon. Secretary General	National Chairman	Organising Secretary


51st
Conference, 2023
GOA
Plaque of Appreciation
awarded to
Dr. Ramesh P Nayakar
for delivering a
Keynote Lecture
Esthetic Restorations - Material Mastery
in the 51st Indian Prosthodontic Society Conference held at Dr. Shyama Prasad Mukherjee Stadium, Goa, 7 -10, Dec 2023.
Dr. Chethan Hegde
President, IPS
Dr. Jangala Hari
Hon. Secretary, IPS
Dr. K. Mahendranadh Reddy
Organising Chairman
Dr. U V Gandhi
Organising Chairman
Dr. Sanketh Kethi Reddy
Organising Secretary
DR. N. GOPI CHANDER
Scientific Convenor

CERTIFICATE
of Appreciation

2023

Indian Dental Association

INDIAN DENTAL ASSOCIATION, KARNATAKA STATE

THIS CERTIFICATE IS PRESENTED TO

DR ADITYA ACHARYA, BELAGAVI BRANCH

BEST CDE ACTIVITY – DR V V SUBBA REDDY AWARD

In appreciation for the hard work and dedication which has been an inspiration to others.

We are deeply grateful for the efforts and thank them for their invaluable contributions.

Dr Ramamurthy T K
Hon President

Dr Mahesh Chandra K
Hon Secretary

Dr Sanjay Kumar D
Treasurer

CERTIFICATE

OF EXCELLENCE

PLUGIN PR & MARKETING GROUP PRESENTS

National Healthcare Award 2023



Dr. Anandkumar.g.Patil

(Professor & Head Department of Prosthodontics Kaher Klevk Institute of Dental Sciences Belagavi.)

Recognised as the Best Dentist in Karnataka & holds 1st Ranking MDS from RGUHS & boasts 20yrs of Teaching Experience which marked also as a Best Educationist in all over Karnataka.

Year 2023

Raushad Rana
Indian Television Actor

President

PPR Marketing Group Plugin Pr

Journal of Maxillofacial and Oral Surgery

SPRINGER NATURE

CERTIFICATE
OF COMMENDATION

Awarded to

Dr. SHRIDHAR BALIGA

in recognition of outstanding contribution to the Journal
as **Reviewer** in 2023

Your critical, comprehensive and timely reviews have enriched the quality of the journal
We appreciate all the time and effort you have contributed towards its success.



Dr. Amit Dhawan
Editor-in Chief
Journal of Maxillofacial and Oral Surgery

Dr. Eti Dinesh
Senior Publisher
Springer Nature

Dr. Vikas Dhupar
President
AOMSI

Dr. S Girish Rao
Hon. Gen. Secretary
AOMSI

World Health Organization

WHO international standard terminologies on Ayurveda



World Health Organization

WHO international standard terminologies on Ayurveda



WHO international standard terminologies on Ayurveda

ISBN 978-92-4-006493-5 (electronic version)

ISBN 978-92-4-006494-2 (print version)

© World Health Organization 2022

Some rights reserved. This work is available under the Creative Commons Attribution-NonCommercial-ShareAlike 3.0 IGO licence (CC BY-NC-SA 3.0 IGO; https://creativecommons.org/licenses/by-nc-sa/3.0/igo).

Under the terms of this licence, you may copy, redistribute and adapt the work for non-commercial purposes, provided the work is appropriately cited, as indicated below. In any use of this work, there should be no suggestion that WHO endorses any specific organization, products or services. The use of the WHO logo is not permitted. If you adapt the work, then you must license your work under the same or equivalent Creative Commons licence. If you create a translation of this work, you should add the following disclaimer along with the suggested citation: "This translation was not created by the World Health Organization (WHO). WHO is not responsible for the content or accuracy of this translation. The original English edition shall be the binding and authentic edition".

Any mediation relating to disputes arising under the licence shall be conducted in accordance with the mediation rules of the World Intellectual Property Organization (http://www.wipo.int/amc/en/mediation/rules/).

Suggested citation. WHO international standard terminologies on Ayurveda. Geneva: World Health Organization; 2022. Licence: CC BY-NC-SA 3.0 IGO.

Cataloguing-in-Publication (CIP) data. CIP data are available at http://apps.who.int/iris.

Sales, rights and licensing. To purchase WHO publications, see http://apps.who.int/bookorders. To submit requests for commercial use and queries on rights and licensing, see https://www.who.int/copyright.

Third-party materials. If you wish to reuse material from this work that is attributed to a third party, such as tables, figures or images, it is your responsibility to determine whether permission is needed for that reuse and to obtain permission from the copyright holder. The risk of claims resulting from infringement of any third-party-owned component in the work rests solely with the user.

General disclaimers. The designations employed and the presentation of the material in this publication do not imply the expression of any opinion whatsoever on the part of WHO concerning the legal status of any country, territory, city or area or of its authorities, or concerning the delimitation of its frontiers or boundaries. Dotted and dashed lines on maps represent approximate border lines for which there may not yet be full agreement.

The mention of specific companies or of certain manufacturers' products does not imply that they are endorsed or recommended by WHO in preference to others of a similar nature that are not mentioned. Errors and omissions excepted, the names of proprietary products are distinguished by initial capital letters.

All reasonable precautions have been taken by WHO to verify the information contained in this publication. However, the published material is being distributed without warranty of any kind, either expressed or implied. The responsibility for the interpretation and use of the material lies with the reader. In no event shall WHO be liable for damages arising from its use.

Design by Kamleshwar Singh, KamSingh Design Studio

Contents

Foreword ix

Acknowledgements x

Introduction xiii

1. Background concepts 1

1.1 Ayurveda 1

1.2 Terms related to life 1

1.3 Defining characteristics of Ayurveda knowledge 2

1.4 Specialities of Ayurveda 2

1.5 Characteristics of technical discipline 3

1.6 Tools for technical writing and understanding 4

1.7 Terms of reference for scientific debates 8

1.8 Methods of investigation, examination 10

1.8.1 Direct perception, observation 11

1.8.2 Inference based on observations 11

1.8.3 Codified knowledge, expert opinion 14

1.9 Six ontological categories of an object 15

1.9.1 Shared features 15

1.9.2 Distinct feature 16

1.9.3 Substance, entity 16

1.9.3.1 Causal material 16

1.9.3.2 Self 17

1.9.3.3 Mind 20

1.9.3.4 Time 22

1.9.3.5 Direction 23

1.9.3.6 Unmanifested, manifested substances 23

1.9.3.7 Resultant material(s), product or effect 23

1.9.4 Property, quality or trait 25

1.9.4.1 Objects of special senses 25

1.9.4.2 Physical attributes, properties or qualities 26

1.9.4.3 Qualities of the soul or self 27

1.9.4.4 Qualities beginning with term “priority (paratva)” 28

1.9.5 Action 29

1.9.6 Inherence 29

1.9.7 Miscellaneous ontological categories 29

1.10 Ayurvedic texts 30

1.11 Essentials for medical practice 31

2. Core concepts 33

2.1 Three regulatory functional factors 33

2.1.1 Vata 33

2.1.2 Pitta 34

2.1.3 Kapha 35

2.2 Fundamental structural components 36
2.3 Supportive structural components 39
2.4 Excretory products 40
2.5 Body channels 41
2.6 Digestion and metabolism 43
2.7 Natural urges 48
2.8 Body constitution 49
2.8.1 Predominance of a specific fundamental structural component 55
2.9 Inevitable life events 56
2.9.1 Conception, pregnancy 57

3. Structure (anatomical terms) 61
3.1 Whole body 61
3.2 Head 63
3.2.1 Eye 63
3.2.2 Nose 66
3.2.3 Ear 67
3.2.4 Oral cavity, teeth, throat 68
3.3 Neck, shoulders 71
3.4 Chest 72
3.5 Abdomen 72
3.6 Female and male reproductive organs 73
3.7 Perineum and vertebral column 74
3.8 Upper limb 76
3.9 Lower limb 78
3.10 Motor or sensory faculties 79
3.10.1 Skin, hair and nails 80
3.11 Viscera 82
3.12 Boundary between tissues 86
3.13 Bones, joints 86
3.14 Veins 91
3.15 Arteries 92
3.16 Vulnerable locations (marma) 93
3.17 Fetus or embryo 98

4. Morbidity and diagnostic terms (general) 101
4.1 Diagnosis 101
4.2 Disease, disorder 101
4.3 Tools for understanding disease and diagnosis 106
4.4 Etiology 106
4.5 Pathology 109
4.6 Staging of the disease 112
4.7 Clinical methods 114
4.8 Diagnosis: miscellaneous terms 115

5. Morbidity and diagnostic terms (disorders) 121
5.1 Disorder 121
5.2 Derangement of dosha 121
5.2.1 Disorders of vitiated vata 121
5.2.2 Disorders of vitiated pitta 130
5.2.3 Disorders of vitiated kapha 131
5.3 Disorders of vitiated fundamental structural components 132

5.4 Disorders of vitiated excretory products 138
5.5 Disorders of vitiated channels 140
5.6 Fevers 142
5.7 Diarrhoea 154
5.8 Dysentery 155
5.9 Chronic diarrhoea with malabsorption of nutrients 156
5.10 Haemorrhoids 158
5.11 Indigestion 164
5.12 Acute, severe gastroenteritis 167
5.13 Worm infestations 167
5.14 Anaemic syndrome 169
5.15 Jaundice 171
5.16 Bleeding disorders 173
5.17 Consumption disorder complex 173
5.18 Cough 176
5.19 Hiccup 178
5.20 Dyspnoea 180
5.21 Hoarse voice 181
5.22 Anorexia 183
5.23 Vomiting 183
5.24 Morbid thirst 185
5.25 Syncope and related conditions 187
5.26 Intoxication 189
5.27 Burning sensation 190
5.28 Psychosis 192
5.29 Epilepsy 196
5.30 Polyarthritis due to vitiated vata and rakta 198
5.31 Stiff thigh(s) with loss of sensation 198
5.32 Polyarthritis due to ama 199
5.33 Hyperacidity 200
5.34 Abdominal colic 201
5.35 Disorders of reversed or altered visceral movement 203
5.36 Constipation and abdominal distension 206
5.37 Abdominal lumps 206
5.38 Heart disease 209
5.39 Dysuria 211
5.40 Urinary calculi 215
5.41 Polyuria disorders 217
5.41.1 Carbuncles associated with polyuria disorders 220
5.42 Obesity 222
5.43 Abdominal enlargement 222
5.44 Oedema 226
5.45 Hydrocoele 228
5.46 Hernia 229
5.47 Goitre 229
5.48 Scrofula 230
5.49 Nodular swelling, cyst 230
5.50 Tumour 232
5.51 Filariasis 232
5.52 Abscess 233

5.53 Pre-ulcerative inflammation 234
5.54 Ulcers 235
5.55 Fractures and dislocations 238
5.56 Deep-seated ulcer with fistula formation 239
5.56.1 Anal fistula 240
5.57 Sexually transmitted penile inflammation 241
5.58 Complications of forced increase of penile size 242
5.59 Multiple dermatological manifestations 245
5.60 Rapidly spreading skin lesions covering large areas of the body 249
5.61 Eruptive skin disorders 254
5.62 Group of disorders in which dosha pathogenesis 257
5.63 Disorders of oral cavity 262
5.64 Disorders of the ear 273
5.65 Disorders of the nose 277
5.66 Disorders of the eye 281
5.67 Disorders of the head 296
5.68 Dysfunctional uterine bleeding 300
5.69 Disorders of the female genitalia 301
5.70 Conditions pertaining to pregnancy, peri- and postnatal periods 303
5.71 Paediatric disorders 305
5.72 Poisoning 308
5.73 Injuries 313
5.74 Disorders related to faulty diet and eating habits 318
5.75 Disorders related to faulty lifestyle 324
5.76 Conditions due to faulty treatment 328

6. Materials 367
6.1 Pharmacognosy 367
6.2 Five pharmaco-therapeutic principles of substance 368
6.2.1 Taste 368
6.2.2 Property, quality or attribute 370
6.2.3 Potency 370
6.2.4 Post-digestive state 370
6.2.5 Unique therapeutic action 370
6.2.6 Pharmacological activity 370
6.2.7 Drug Administration 377

7. Preparation of medicines 381
7.1 Single and multi-ingredient Ayurvedic dosage forms 381
7.1.1 Adjuvants and miscellaneous dosage forms 382
7.1.2 Pharmaceutical manufacturing procedures 382
7.1.3 Pharmaceutical equipment 383
7.1.4 Units of measurement 384
7.2 Pharmaceutics of mercury and other minerals 388
7.2.1 Tools and processes for mineral and metal processing 389
7.2.2 Group of eight superior minerals 391
7.2.3 Group of eight subsidiary minerals 393
7.2.4 Group of eight supplementary mineral substances 394
7.2.5 List of important metals used for medicinal purposes 395
7.2.6 Gems and other precious stones 396
7.2.7 Subsidiary gems, semi-precious stones 397

7.2.8 Group of white-coloured substances of mineral, plant and animal origin 398
7.2.9 Salts 399
7.2.10 Alkalis 400

8. Preparation of food 401
8.1 General terms related to food 401
8.2 Categories of food ingredients 402
8.3 Cooked food items and processing methods 406

9. Treatment 411
9.1 General medicine 411
9.2 Cleansing therapy 416
9.3 Psychotherapy and counselling 427
9.4 Paediatrics 427
9.5 Treatment of the diseases of the head and neck region 431
9.6 Surgery 439
9.7 Treatment of poisoning 459
9.8 Rejuvenation and revitalization therapy 463
9.9 Aphrodisiac or virility treatment 464

10. Preventive healthcare 471
10.1 Health 471
10.2 Three pillars to maintain health and longevity 471
10.3 Healthy lifestyle routine 473

References 475

Annex 1. Information on transliteration followed in this document 479

Annex 2. Index of transliterated Ayurveda terms 481

Foreword

Traditional, complementary and integrative medicine (TCIM) is an important resource for health and well-being. According to the World Health Organization (WHO) *Global report on traditional and complementary medicine 2019*, 88% of WHO Member States acknowledge the use of traditional and complementary medicine in health care in their respective countries. WHO is currently implementing its *13th General Programme of Work*, which aims to support countries in achieving universal health coverage and the health-related Sustainable Development Goals. Taking note of the growing importance of traditional medicine in the provision of health care at both the national and global levels, WHO and its Member States have striven to explore ways to integrate safe and effective traditional and complementary medicine appropriately into national health systems.

WHO is unique in its leadership on independent normative guidance and prioritizes normative products on the basis of ongoing assessments of country needs. The Organization is developing a series of standard terminologies for different forms of TCIM to support the use of relevant benchmarking documents and other technical documents. Ayurveda is popular globally and it is therefore fitting that the present terminology is being published by WHO.

Standard terminology is an essential normative output, enabling professionals, policy-makers and the general public to use the same concepts, understanding and definitions in communications, health care services and medical records, as well as in related technical and training resources. Driven by domestic and international demands, WHO is pleased to respond by providing this type of technical guidance and essential tools to Member States, with a view to promoting the safe and effective use of Ayurveda and to supporting the development of further global goods and associated research.

I am pleased to introduce *WHO international standard terminologies on Ayurveda* and invite you to join us in measuring and expanding its impact.

Zsuzsanna Jakab
Deputy Director-General
World Health Organization

Acknowledgements

The World Health Organization (WHO) gratefully acknowledges the many individuals and organizations that contributed to the development of this document.

WHO thanks Rammanohar Puthiyedath (Amrita Centre for Advanced Research in Ayurveda, Amrita Vishwa Vidyapeetham, India), Manoj Sankaranarayana (Department of Indian Systems of Medicine, Government of Kerala, India), and Saketh Ram Thrigulla (National Institute of Indian Medical Heritage (NIIMH), Central Council for Research in Ayurvedic Sciences (CCRAS), Hyderabad, India), who made significant contributions as members of the task group and in developing the initial draft.

WHO expresses sincere appreciation to Sreenivasa Prasad Buduru (National Commission for Indian System of Medicine, India), Susan Shaw (National Centre for Interprofessional Education and Collaborative Practice, Auckland University of Technology, New Zealand), Shiva Prasad Vinjamury (Southern California University of Health Sciences, United States of America) and Dominik Wujastyk (Department of History and Classics, University of Alberta, Canada) for their specific technical contributions in the task group and during different phases of the development of the document.

Special thanks are due to Dammika Abeygunawardena (Department of Ayurveda, Sate Ministry of Indigenous Medicine Promotion, Rural and Ayurvedic Hospitals Development and Community Health, Sri Lanka), Ahamed Shahan Ajmeer (Bandaranayake Memorial Ayurveda Research Institute, Sri Lanka), Kalpanaben Ajoodhea (Ministry of Health, Mauritius), Mandar Bedekar (Ayurveda practitioner, Pune, India), Chincholikar Mukesh Bhagwanrao (Headquarters, CCRAS, New Delhi, India), Supriya Bhalerao (Ayurveda researcher, Maharashtra, India), Swapan Kumar Datta (Government Unani and Ayurvedic Medical College and Hospital, Dhaka, Bangladesh), Manasi Deshpande (College of Ayurveda, Bharati Vidyapeeth Deemed University, India), Puneshwar Keshari (Department of Ayurveda and Alternative Medicine, Ministry of Health and Population, Nepal), Sribalaratnam Kisholorjan (Bandaranaike Memorial Ayurveda Research Institute Sri Lanka), Andrey Klebanov (Graduate School of Letters, Kyoto University, Japan), Vinod Kumar Lavaniya (Headquarters, CCRAS, New Delhi, India), Prasad Mangalath (Ayurveda practitioner and academic, Thrissur, India), Vasudevan Nampoory Mangalath Raman (Ayurveda practitioner and academic, Thiruvananthapuram, India), Susantha Priyadarshani Molligoda (Institute of Indigenous Medicine, University of Colombo, Sri Lanka), Antonio Morandi (Italian Scientific Society for Ayurvedic Medicine, Italy), Santhosh S. R. Nair (Chaudhary Brahm Prakash Ayurved Charak Sansthan, New Delhi), Srikanth Narayanam (Headquarters, CCRAS, New Delhi, India), Cristina Pecchia (Institute for the Cultural and Intellectual History of Asia (IKGA), Austrian Academy of Sciences (OEAW), Austria), Priyani P. Peiris (Faculty of Indigenous Medicine, Gampaha Wickramarachchi University of Indigenous Medicine, Sri Lanka), Hengama Liyanage Manori Ganga Sajeewani (Department of Ayurveda, Sate Ministry of Indigenous Medicine Promotion, Rural and Ayurvedic Hospitals Development and Community Health, Sri Lanka), Suhas Kumar Shetty (Sri Dharmasthala Manjunatheshwara

College of Ayurveda & Hospital, Hassan, India), Vasudev Upadhyay (Department of Ayurveda and Alternative Medicine, Ministry of Health and Population, Nepal), Rakesh Narayanan V (Headquarters, CCRAS, New Delhi, India), Tsutomu Yamashita (Kyoto University of Advanced Science, Japan), Teh Li Yin (Policy and Development Section, Traditional and Complementary Medicine Division, Ministry of Health, Malaysia) and Kenneth Zysk (Department of Cross-Cultural and Regional Studies, University of Copenhagen, Denmark) for providing technical inputs for the document while participating in various consultation meetings.

WHO acknowledges the technical contributions of Murali Krishnan B.S.P. (Sri Venkateswara Ayurvedic Collage, Tirupati, India), Hariprasad C. (NIIMH, CCRAS, Hyderabad, India), Sudhakar D. (Regional Ayurveda Research Institute (RARI), CCRAS, Thiruvananthapuram India), K.S. Dhiman (Headquarters, CCRAS, New Delhi, India), Shruthi G. (NIIMH, CCRAS, Hyderabad, India), Prasad G.P. (NIIMH, CCRAS, Hyderabad, India), Sanjay Kumar Giri (RARI, CCRAS, Thiruvananthapuram, India), Manohar Gundeti (RARI, CCRAS, Mumbai, India), Bharathi K. (National Institute of Ayurveda (NIA), Jaipur, India), Sundaran K. (Pankajakasthuri Ayurveda Medical College and Post Graduate Centre, Thiruvananthapuram, India), Deepa K.K. (Kunhitharuvai Memorial Charitable Trust Ayurveda Medical College, Kozhikode, India) Mamatha K.V. (Shri Dharmasthala Manjunatheshwara (SDM) College of Ayurveda, Udupi, India), Sarbeshwar Kar (Jagadguru Sri Shivarathreeshwara Ayurveda College, Mysuru, India), Dinesh Katoch (Ministry of Ayush, Government of India, New Delhi, India), Rajesh Kinnera (NIIMH, CCRAS, Hyderabad, India), Adarsh Kumar (Headquarters, CCRAS, New Delhi, India), Hemant Kumar (NIA, Jaipur, India), Ashwathy Kutty (Headquarters, CCRAS, New Delhi, India), Praveen Madikonda (Dr Burgula Rama Krishna Rao Government Ayurvedic College, Hyderabad, India), Shekhar Namburi (RARI, CCRAS, Nagpur, India), Ala Narayana (NIIMH, CCRAS, Hyderabad, India), Prasad P.V.V. (NIIMH, CCRAS, Hyderabad, India), Nagaraj Pujari (SDM College of Ayurveda, Udupi, India), Kishore Kumar Rama Krishna (National Institute of Mental Health and Neurosciences, Bengaluru, India), Prasanna N Rao. (SDM College of Ayurveda, Hassan, India), Sudeept Kumar Rath (NIA, Jaipur, India), Gopakumar S. (Government Ayurveda College, Kannur, India), M.M. Sharma (Headquarters, CCRAS, New Delhi, India), Bhuvnesh Kumar Sharma (NIA, Jaipur, India), Ajay Kumar Sharma (NIA, Jaipur, India), Shilaja (SDM College of Ayurveda, Hassan, India), Varsha Sumedhan (RARI, CCRAS, Thiruvananthapuram, India) and Sridevi V. (Headquarters, CCRAS, New Delhi, India) to the process of revising the document.

WHO is indebted to all the experts who provided valuable comments and suggestions during the peer review process.

Special thanks go to Noha Iessa from the WHO Regulation and Prequalification Department for reviewing the document and providing valuable and relevant suggestions.

WHO wholeheartedly thanks the National Institute of Indian Medical Heritage, Hyderabad, India which is part of the Central Council for Research in Ayurvedic Sciences, Ministry of AYUSH, Government of India, for valuable technical inputs supporting the development of the document.

Special appreciation is owed to the Central Council for Research in Ayurvedic Sciences, Ministry of AYUSH, Government of India, for technical and resource support in the process of developing this document.

Special thanks go to Neelam Kumar Dhingra and Nikhil Prakash Gupta from the WHO Patient Safety Flagship, Integrated Health Services Department for reviewing the document and providing valuable and relevant suggestions.

WHO expresses its gratitude to the Institute for Post Graduate Teaching and Research in Ayurveda (IPGTRA), Jamnagar, India, and the Ayush Grid programme, Ministry of Ayush, Government of India, which respectively provided logistical support to the WHO working group meeting and the WHO expert consultation meeting on the document.

WHO gratefully acknowledges the generous financial support provided by the Ministry of Ayush, Government of India, for the development and publication of this terminology document, including financial support for the organization of two technical meetings during the development process.

Pawan Kumar Godatwar, Traditional Medicine, WHO South-East Asia Regional Office, India, provided technical support during the expert consultation meeting.

Geetha Krishnan Gopalakrishna Pillai, technical officer, Traditional, Complementary and Integrative Medicine (TCI) unit (Department of Integrated Health Services, WHO, Geneva), oversaw the project and undertook revisions.

Introduction

Why this terminology was developed

Traditional medicine has a long history of use in health maintenance and disease prevention and treatment. Ayurveda is one of the most popularly applied health resources throughout the world. According to the second WHO global survey, Ayurveda is a popular form of traditional and complementary medicine in many countries and recognized by several Member States. The development of the *WHO international standard terminologies on Ayurveda* is therefore both fundamental and critical to promoting safe and effective Ayurveda health services.

Although the needs and demands for traditional, complementary and integrative medicine (TCIM) norms and standards to support training, education, research, health care and information exchange in Ayurveda practice are increasing, work in this area remains weak at the international level. WHO has published benchmarking resources for Ayurveda training and practice, and there is an urgent need to develop standard terminologies to support the use of these documents as well as other Ayurveda technical materials. Based on the needs of Member States, this Ayurveda terminology aims to reduce gaps by providing concise and clear definitions for the essential terms that form the basis of Ayurveda.

How was the terminology prepared?

The development and completion of *WHO international standard terminologies on Ayurveda* took place between 2019 and 2022. The document was prepared with intensive technical support from international experts and related institutions and organizations. The key personnel came from relevant institutions and organizations across the WHO regions and included experts in Ayurveda, other medical systems, medical linguistics and the *Sanskrit* language.

This project was initiated in 2019 by the WHO Traditional, Complementary and Integrative Medicine (TCI) Unit of the Integrated Health Service Department (IHS). In line with WHO established principles and processes for the development of norms and standards, the TCI Unit drew up the planning proposal and clarified the scope of work. Initially, a task group of international experts scoped for classical literature of Ayurveda included in the syllabi of different levels of Ayurveda training programmes, regulatory requirements for licensure, established national standards and other guidelines available in Member States. They identified 107 classical textbooks of Ayurveda and eighteen web portals to be considered for further assessment. After an initial evaluation, they selected forty-five books and ten web-portals containing terminologies unique to Ayurveda or relevant to its current practice (names of materials, diagnosis, therapeutic interventions, processes, inimitable concepts of Ayurveda and general terms commonly used in Ayurveda literature) for detailed review. The task group also identified and made a separate list of specific terms from general medical literature in the English language which are commonly used in the training and practice of Ayurveda. Based on these, they developed an initial draft comprising 5879 English terms with corresponding terms from the Ayurveda literature

in Sanskrit. Descriptions of the terms were prepared based on contextual references from the Ayurveda literature. Each term was given an identification number.

In December 2019, the WHO Working Group Meeting on Standard Terminology in Ayurveda was held in IPGTRA, Jamnagar, India. Experts from Austria, Bangladesh, Canada, Denmark, India, Japan, Malaysia, Nepal, New Zealand and Sri Lanka reviewed the draft. The working group examined the draft for the appropriateness of the English terms included in the context of references from the classical texts of Ayurveda. They scrutinized the acceptability of the corresponding Ayurveda terms provided, and the correctness of the Sanskrit script used in the document. The experts also examined the draft for its overall suitability to cover the essential basics of knowledge of Ayurveda, and gave suggestions to categorize the terms and include them in various chapters. A second draft emerged following discussion in the working group and was sent for international peer review.

Experts from 18 countries—Argentina, Australia, Bangladesh, Germany, India, Latvia, Malaysia, Mauritius, Nepal, New Zealand, Russian Federation, Singapore, Spain, Sri Lanka, Switzerland, United Republic of Tanzania, United Arab Emirates, and United States of America—covering all six WHO regions, contributed to the peer review. They represented the range of expertise deemed essential in the development of the terminology document and provided suggestions encompassing every aspect of the document, from its overall structural arrangement to specialized technical issues. The peer review inputs were classified as major and minor. Minor suggestions were evaluated, and revisions were undertaken as appropriate within WHO. Major revisions were carried out with technical experts in a series of 26 virtual meetings. The peer-review feedback and revision process led to the development of a third draft.

A virtual expert consultation meeting was conducted in October 2021, aiming to conclude the consulting process by inviting experts to finalize the document. A total of 35 experts from Austria, Bangladesh, Canada, Denmark, India, Italy, Japan, Malaysia, Mauritius, Nepal, New Zealand, Sri Lanka, and United States of America, representing the African, American, European, South-East Asian, and Western Pacific regions of WHO, joined the consultation and contributed to the review of the third draft. The meeting reviewed 3876 Ayurveda terms (4012 including synonyms) and made suggestions for developing a fourth draft.

The expert consultation meeting unanimously accepted all the suggestions that were made. This meeting marked the conclusion of the technical consultation process, leading to a fourth and final draft for technical editing and publication.

What does this terminology cover?

A total of 3617 Ayurveda terms (4258 including synonyms) are included in this document, covering:

- Background concepts
- Core concepts
- Structure (anatomical terms)
- Morbidity and diagnostic terms (general)
- Morbidity and diagnostic terms (diseases/disorders)
- Materials
- Preparation of medicines

- Preparation of food
- Treatment
- Preventive health care.

The following key principles were followed in the terminology development process:

- Providing a comprehensive definition for all terms included
- Use of English as the primary language
- Building on related work and following principles relevant to WHO
- Upholding the integrity of Ayurveda's theoretical framework
- Keeping definitions concise and clear, and focusing on the core terms in Ayurveda
- Making full use of the resources of domestic and international Ayurveda professional bodies, WHO Collaborating Centres for TCIM and the WHO Expert Panel for TCIM.

Who is this terminology for?

By setting out related norms and standards, this document helps to address issues related to terminology on Ayurveda. It offers an essential tool and useful reference point for Ayurveda professionals, policymakers, health workers and the general public.

1. Background concepts
आयुर्वेद

Term ID	English term	Description	Sanskrit term in IAST*	Sanskrit term
1.1	**Ayurveda**			
ITA-1.1.1	Ayurveda	Ayurveda is a traditional system of medicine and health care which originated in the Indian subcontinent. The term Ayurveda denotes “knowledge of life”. It is a compound of two words, “ayu” (life) and “veda” (knowledge). The discipline encompasses the physical, psychological, spiritual and social dimensions of life, deals with dynamic concepts of well-being, harmony, health promotion and longevity, and concerns itself with healthy, beneficial and advantageous aspects of human life as well as its unhealthy, deleterious and disadvantageous aspects.	Āyurvedaḥ	आयुर्वेदः
1.2	**Terms related to life**			
ITA-1.2.1	Life process, cycle or span	The coalescence of body, sense organs, mind and self that dynamically supports, nourishes and propagates itself despite its eventual disintegration. Ayurveda uses several terms as synonyms for life, based on the different perspectives under which they are understood: 1. Coalescence of body, sense organs, mind, and self; 2. Self-supporting, holding, ability of life to support and preserve itself; 3. Self-sustaining, self-nourishing, journey (of life), duration (of life), ability of life to nourish and sustain itself; 4. Ever moving forward, life’s ability to resist premature death and destruction through dynamic self-adaptation; 5. Uninterrupted succession, sequence, consequence, result, continuing link between past and future life.	1.āyuḥ; 2.dhāri; 3.jīvitam; 4.nityaga; 5.anubandhaḥ.	1. आयुः; 2. धारि; 3. जीवितम्; 4. नित्यग; 5. अनुबन्धः.

Term ID	English term	Description	Sanskrit term in IAST*	Sanskrit term
ITA-1.2.2	Salutary life	A mode of life that is advantageous for oneself and generally beneficial.	hitāyuḥ	हितायुः
ITA-1.2.3	Unsalutary life	A mode of life that is disadvantageous for oneself and generally detrimental.	ahitāyuḥ	अहितायुः
ITA-1.2.4	High quality of life	A lifestyle characterized by a high quotient of happiness.	sukhāyuḥ	सुखायुः
ITA-1.2.5	Poor quality of life	A lifestyle characterized by a low quotient of happiness.	duḥkhāyuḥ	दुःखायुः
1.3	**Defining characteristics of Ayurveda knowledge**			
ITA-1.3.1	Three core principles of Ayurveda knowledge	The entire narrative of Ayurveda is woven coherently on the logical framework of etiology (hetu), symptomatology (linga) and therapeutics (aushadha).	trisūtrāyurvedaḥ, triskandhaḥ	त्रिसूत्रायुर्वेदः, त्रिस्कन्ध
1.4	**Specialities of Ayurveda**			
ITA-1.4.1	Eight clinical specialities of Ayurveda	The eight branches of Ayurveda.	aṣṭāṅgāyurvedaḥ	अष्टाङ्गायुर्वेदः
ITA-1.4.2	Treatment		cikitsā	चिकित्सा
ITA-1.4.3	General medicine	The clinical speciality of Ayurveda dealing with the entire physical body and mind. The term kaya indicates the capacity of the organism to digest and metabolize food.	kāyacikitsā	कायचिकित्सा
ITA-1.4.4	Child and maternal health	The clinical speciality of Ayurveda dealing with child and maternal health and obstetrics; its scope extends to cover pre- and postnatal care.	bālacikitsā, kaumārabhṛtyam	बालचिकित्सा, कौमारभृत्यम्
ITA-1.4.5	Psychiatry	The clinical speciality of Ayurveda dealing with the treatment of mental disorders.	grahacikitsā, bhūtavidyā.	ग्रहचिकित्सा, भूतविद्या
ITA-1.4.6	Head and neck medicine	The clinical speciality of Ayurveda dealing with the treatment of diseases affecting the head and neck region (including ophthalmology, otorhinolaryngology and dentistry) .	śālakyatantra, ūrdhvāṅgacikitsā	शालाक्यतन्त्र, ऊर्ध्वाङ्गचिकित्सा

Term ID	English term	Description	Sanskrit term in IAST*	Sanskrit term
ITA-1.4.7	Surgery	The clinical speciality of Ayurveda dealing with the removal of internal or external foreign bodies (shalya) through surgical intervention(s).	śalyacikitsā	शल्यचिकित्सा
ITA-1.4.8	Toxicology	The clinical speciality of Ayurveda dealing with the treatment of poisoning .	viṣacikitsā, garacikitsā	विषचिकित्सा, गरचिकित्सा
ITA-1.4.9	Geriatrics	The clinical speciality of Ayurveda dealing with age-related issues and promoting health and well-being .	rasāyanacikitsā, jarācikitsā	रसायनचिकित्सा, जराचिकित्सा
ITA-1.4.10	Fertility treatment	The clinical speciality of Ayurveda dealing with reproductive and sexual health.	vājīkaraṇacikitsā̆, vṛṣacikitsā,	वाजीकरणचिकित्सा, वृषचिकित्सा,
ITA-1.4.11	Obstetrics, gynecology		prasūtītantra, strīroga	प्रसूतितन्त्र, स्त्रीरोग
1.5	**Characteristics of technical discipline**			
ITA-1.5.1	Knowledge system or treatise	A knowledge system is concise and informative and offers both theoretical and practical knowledge in its many subdisciplines. Ayurveda is considered as a knowledge system.	śāstram, sūtram, śākhāvidyā, jñānam, tantram, vidhiḥ, vijñānam, lakṣaṇam	शास्त्रम्, सूत्रम्, शाखाविद्या, ज्ञानम्, तन्त्रम्, विधिः, विज्ञानम्, लक्षणम्
ITA-1.5.2	Aphorism, summarized knowledge	A short, unambiguous sentence or aphoristic rule, as well as a term of summarized knowledge relating to a particular discipline.	sūtram	सूत्रम्
ITA-1.5.3	Branch of knowledge	Ayurveda is considered a branch of knowledge because it is derived from other Indian knowledge systems such as the Vedas.	śākhā	शाखा
ITA-1.5.4	Knowledge, discipline	Systematized knowledge, learning or science.	vidyā	विद्या
ITA-1.5.5	Understanding, religious knowledge	A wider form of knowledge centred on a cognitive event that is recognized when experienced.	jñānam	ज्ञानम्

Term ID	English term	Description	Sanskrit term in IAST*	Sanskrit term
ITA-1.5.6	Treatise, structurally organized knowledge	A term that means literally to hold together on a thread, and figuratively to elaborate a structured and classified exposition of a subject.	tantram	तन्त्रम्
ITA-1.5.7	Mandatory injunction	An instruction or procedure stipulated in a text.	vidhiḥ	विधिः
ITA-1.5.8	Applied knowledge	Skill in the practical application of knowledge.	vijñānam	विज्ञानम्
ITA-1.5.9	Qualities of technical writing	Good technical writing following structured sets of rules or instruments such as devices for composition and analysis of technical treatises (tantrayukti), sources of meaning (arthashraya), compositions (kalpana), inclinations (tacchilya) and explanations (vyakhya). These are literary devices to assist in comprehending the technical and hidden meanings of classical texts.	śāstraguṇāḥ	शास्त्रगुणाः
1.6	**Tools for technical writing and understanding**			
ITA-1.6.1	Devices for composition and analysis of technical treatises	Devices required to compose, understand, criticize and evaluate a technical treatise.	tantrayuktiḥ	तन्त्रयुक्तिः
ITA-1.6.2	Extending the scope or inclusiveness of a rule	An authorial annotation enabling an item of useful knowledge from an external source to be incorporated in the text.	atideśaḥ	अतिदेशः
ITA-1.6.3	Retrospective cross-referencing	A reference to previous statements or sections of a text that are relevant to the topic being discussed.	atītāvekṣaṇam	अतीतावेक्षणम्
ITA-1.6.4	Topic or subject of discussion	The topic of a subject, chapter or section being discussed.	adhikaraṇam	अधिकरणम्
ITA-1.6.5	Prospective cross-referencing	A prospective reference to statements from forthcoming chapters or sections of a text that are relevant to the topic being discussed.	anāgatavekṣaṇam	अनागतवेक्षणम्

Term ID	English term	Description	Sanskrit term in IAST*	Sanskrit term
ITA-1.6.6	Acceptance by not refuting	Acceptance of another viewpoint in a text by stating and not refuting it.	anumataḥ	अनुमतः
ITA-1.6.7	Acceptance of multiple conclusions	Listing multiple conclusions without refuting any of them.	anekāntaḥ	अनेकान्तः
ITA-1.6.8	Supporting a proposed hypothesis	Justifying a proposed hypothesis by providing a presumptive cause or rationale.	apadeśaḥ	अपदेशः
ITA-1.6.9	Statement of exception	A statement which indicates or includes an exception to a general rule.	apavargaḥ	अपवर्गः
ITA-1.6.10	Implied or inferred meaning	Making statements in such a way to allow room for different inferences or presumptions.	arthāpattiḥ	अर्थापत्तिः
ITA-1.6.11	Concise statement	A concise statement or summary account of a specific topic.	uddeśaḥ	उद्देशः
ITA-1.6.12	Consolidating an opinion by refuting other hypotheses	Reaffirming a statement by refuting contrary views from other sources.	uddhāraḥ	उद्धारः
ITA-1.6.13	Authoritative instruction	An instruction or injunction from a reliable and reputed authority in the field.	upadeśaḥ	उपदेशः
ITA-1.6.14	Extrapolation	An inference about a conjectured situation through reasoning and by analysis of statements.	ūhyam	ऊह्यम्
ITA-1.6.15	Definite conclusion	A statement which is absolute and not modified by its context.	ekāntaḥ	एकान्तः
ITA-1.6.16	Illustrative statement	An explanatory statement which develops subject matter by means of an example.	nidarśanam	निदर्शनम्
ITA-1.6.17	Execution of appropriate action, mandatory instruction	An injunction or statement in the form of a command or order that is to be followed strictly without query or discussion.	niyogaḥ/ sanniyogaḥ	नियोगः/सन्नियोगः

Term ID	English term	Description	Sanskrit term in IAST*	Sanskrit term
ITA-1.6.18	Decision based on critical analysis	A decisive statement which reaches a conclusion or settles a topic after detailed consideration of all relevant and related facts.	nirṇayaḥ	निर्णयः
ITA-1.6.19	Detailed description, elaboration of statement	A detailed description of previously listed topics.	nirdeśaḥ	निर्देशः
ITA-1.6.20	Technical definition	An illustrative statement understood only by experts with the specific domain knowledge.	nirvacanam	निर्वचनम्
ITA-1.6.21	Objecting or opposing a proposed hypothesis	A possible objection to, or refuting of, the proposed hypothesis.	pūrvapakṣaḥ	पूर्वपक्षः
ITA-1.6.22	Negating or refuting an opposing viewpoint	A statement that negates the argument of the opponent.	pratyutsāraḥ	प्रत्युत्सारः
ITA-1.6.23	Partial description	A brief and incomplete or partial description of an extensive subject.	pradeśaḥ	प्रदेशः
ITA-1.6.24	Aim, objective	A statement that clarifies the aims and objectives of a proposed activity or action.	Prayojanam	प्रयोजनम्
ITA-1.6.25	Contextual repetition	Repetition of a previously cited statement when it acquires relevance in another context.	prasaṅgaḥ	प्रसङ्गः
ITA-1.6.26	Union, compounding, a structured sentence (syntax)	An arrangement of words and sentences structured and ordered so as to make complete sense.	yogaḥ	योगः
ITA-1.6.27	Supply of ellipsis	A statement in which some word(s) are lacking and have to be correctly surmised and supplied to derive the exact meaning of a sentence in its given context.	vākyaśeṣaḥ	वाक्यशेषः
ITA-1.6.28	Optional instructions	A statement that allows several discretionary options.	vikalpanam	विकल्पनम्

Term ID	English term	Description	Sanskrit term in IAST*	Sanskrit term
ITA-1.6.29	Sequential narration or enumeration	The narration of a topic in the correct logical sequence.	vidhānam	विधानम्
ITA-1.6.30	Implying the opposite meaning	A statement whose meaning suggests the opposite of its ostensible expression.	viparyayaḥ	विपर्ययः
ITA-1.6.31	Lucid explanation	A statement which develops a subject matter in detail.	vyākhyānam	व्याख्यानम्
ITA-1.6.32	Inconclusive statement	An indefinite statement which leaves its ultimate conclusion in doubt.	saṃśayaḥ	संशयः
ITA-1.6.33	Enlisting one by one	A phrase or paragraph in which things with common characteristics are grouped together and enumerated.	samuccayaḥ	समुच्चयः
ITA-1.6.34	Statement indicating a source	A statement specifying when and where an event occurred.	sambhavaḥ	सम्भवः
ITA-1.6.35	Technical terminology limited to a school of thought	A technical terminology devised and used by only one school of thought.	svasañjñā	स्वसञ्ज्ञा
ITA-1.6.36	Extended reasoning	Extension or extrapolation of an argument or supportive reasoning from a different context.	hetvarthaḥ	हेत्वर्थः
ITA-1.6.37	Source of meaning	The word or part of a sentence which encapsulates the actual meaning.	arthāśrayaḥ	अर्थाश्रयः
ITA-1.6.38	Concept, hypothesis	A conceptual construction, the work of the imagination.	kalpanā	कल्पना
ITA-1.6.39	Inclinations	Description used to denote a particular inclination, tendency, or habit. Also refers to methods of diagnosis and treatment.	tācchilyam	ताच्छिल्यम्
ITA-1.6.40	Explanation, commentary	An exegetical commentary on, or explanation of, Ayurvedic texts.	vyākhyā	व्याख्या

Term ID	English term	Description	Sanskrit term in IAST*	Sanskrit term
1.7	**Terms of reference for scientific debates**			
ITA-1.7.1	Theory	An established theory that has been critically examined and accepted by qualified investigators. It may be common to all schools of thought, scripture and branches of science (sarvatantrasiddhantaḥ) or particular to any one of them (pratitantrasiddhantaḥ).	siddhāntaḥ	सिद्धान्तः
ITA-1.7.2	Doctrine	A statement which aims to establish authoritative knowledge based on affirmation or refutation of its evidence; in general Sanskrit literature it means a debate/thesis/ proposition/ argument.	vādaḥ	वादः
ITA-1.7.3	Rules for debate	Technical rules for an argument or debate.	vādamārgaḥ	वादमार्गः
ITA-1.7.4	Unquestionable statement	A statement which has exhausted the scope for further questioning.	ananuyojyam	अननुयोज्यम्
ITA-1.7.5	Question	A question or query raised to challenge the expressive power and scope of a statement and to clarify any ambiguity.	anuyogaḥ	अनुयोगः
ITA-1.7.6	Questionable statement	A statement which is beset with syntactical defects and requires clarification.	anuyojyam	अनुयोज्यम्
ITA-1.7.7	Unquestioning acceptance	Unconditional acceptance of different positions, including those which are inconclusive.	abhyanujñā	अभ्यनुज्ञा
ITA-1.7.8	Implied meaning	A statement whose derived meaning allows for another interpretation.	arthaprāptiḥ	अर्थप्राप्तिः
ITA-1.7.9	Varying meaning or shifting the topic	A statement that is not relevant or applicable to its context.	arthāntaram	अर्थान्तरम्
ITA-1.7.10	Rejoinder	The response or reply to a challenge or objection.	uttaram	उत्तरम्
ITA-1.7.11	Application of proof	Applying the logic of the proposed example to arrive at a definite conclusion.	upanayaḥ	उपनयः

Term ID	English term	Description	Sanskrit term in IAST*	Sanskrit term
ITA-1.7.12	Abusive argument	Arguing with the sole intention of finding fault with an opponent's statement.	upālambhaḥ	उपालम्भः
ITA-1.7.13	Perverted or deceitful argument	A specious and verbose statement made with the sole intention of unnerving the opponent.	chalaḥ	छलः
ITA-1.7.14	Defensive argument	A debate in which the speaker resorts to quibbling and illegitimate commentary to argue their own case and refute that of their opponent.	jalpaḥ	जल्पः
ITA-1.7.15	Inquisitiveness	The desire to explore and investigate a particular topic out of curiosity and with the intention of knowing the truth.	jijñāsā	जिज्ञासा
ITA-1.7.16	Discussion amongst peers	A discussion among experts in the field in the manner of a peer-review.	tadvidyasambhāṣā	तद्विद्यसम्भाषा
ITA-1.7.17	Deduction, conclusion	A deduction or conclusive statement; the final step of inference when affirming a proposed hypothesis.	nigamanam	निगमनम्
ITA-1.7.18	Point of defeat	Behaviour indicating that the opponent has reached the end of their argument and can no longer defend the stated viewpoint.	nigrahasthānam	निग्रहस्थानम्
ITA-1.7.19	Amendment of a faulty statement	Correction of faults or defects revealed in a previous statement.	parihāraḥ	परिहारः
ITA-1.7.20	Proposition, proposed hypothesis	A statement requiring proof; the first step in the logical or inferential process of proving a hypothesis.	pratijñā	प्रतिज्ञा
ITA-1.7.21	Abandoning the hypothesis	A shift from the original hypothesis, rejection of an initial statement in response to an opponent's views.	pratijñāhāniḥ	प्रतिज्ञाहानिः
ITA-1.7.22	Proving the alternate hypothesis	Offering a meaning or interpretation contrary to that of the proposed hypothesis.	pratiṣṭhāpanā	प्रतिष्ठापना
ITA-1.7.23	Counter-question	An enquiry or cross-examination based on sequential questions.	pratyanuyogaḥ	प्रत्यनुयोगः

Term ID	English term	Description	Sanskrit term in IAST*	Sanskrit term
ITA-1.7.24	Syntax error, defective sentence	A statement deficient in any of the five components of a sentence, thereby resulting in incomplete or distorted expression of meaning.	vākyadoṣaḥ	वाक्यदोषः
ITA-1.7.25	Correct statement	A statement free of any syntactical deficiencies and congruent with its exactly intended meaning.	vākyapraśaṃsā	वाक्यप्रशंसा
ITA-1.7.26	Hostile debate, offensive argument	A debate in which no counter-thesis is affirmed, and views are refuted without objective examination.	vitaṇḍā	वितण्डा
ITA-1.7.27	Decision	Arriving at a clear and unambiguous decision.	vyavasāyaḥ	व्यवसायः
ITA-1.7.28	Proving the proposed hypothesis	Justifying a proposition based on sound reason, illustration and conclusion.	sthāpanā	स्थापना
ITA-1.7.29	Proposing the wrong reason	Proposing a fallacious or irrelevant form of reasoning in a given context.	hetvantaram	हेत्वन्तरम्
ITA-1.7.30	Discussion and debate amongst peers	Discussion and debate between peers which is conducted in a friendly spirit and serves to advance knowledge.	tadvidyasaṃbhāṣā,	तद्विद्यसंभाषा
ITA-1.7.31	Productive debate		sandhāyasaṃbhāṣā	सन्धायसंभाषा
ITA-1.7.32	Unproductive, hostile debate		vigṛhyasaṃbhāṣā	विगृह्यसंभाषा
1.8	**Methods of investigation, examination**			
ITA-1.8.1	Investigation, examination	The standard of examination which affirms valid knowledge.	parīkṣā	परीक्षा
ITA-1.8.2	Knowledge	Valid knowledge.	pramā	प्रमा
ITA-1.8.3	Proof, means of valid cognition or knowledge	The tools which lead to accurate, true knowledge in Ayurveda are direct perception, observation (pratyakṣsham), codified knowledge, expert opinion (aptopadesha), inference based on observations (anumana), reasoning, understanding causation (yukti) and analogy (upamana).	pramāṇaḥ	प्रमाणः

Term ID	English term	Description	Sanskrit term in IAST*	Sanskrit term
1.8.1	**Direct perception, observation**			
ITA-1.8.1.1	Direct perception, observation	The immediate form of cognition arising from the interaction of the five senses and objects in the world.	pratyakṣam	प्रत्यक्षम्
ITA-1.8.1.2	Contact	The process in which the object of cognitive organ(s) (indriyartha),cognitive organ (indriya), mind (manas) and soul (atma) acquire direct perception of an object.	sannikarṣaḥ	सन्निकर्षः
ITA-1.8.1.3	Indeterminate perception	Direct perception, observation without specific details of the cognitive process.	nirvikalpakam	निर्विकल्पकम्
ITA-1.8.1.4	Determinate perception	Direct perception, observation with specific details of the cognitive process.	savikalpakam	सविकल्पकम्
1.8.2	**Inference based on observations**			
ITA-1.8.2.1	Inference based on observations	The process of inference, in which a new conclusion is reached from direct observation by applying reason.	anumānam	अनुमानम्
ITA-1.8.2.2	Inferential knowledge	A conclusion reached from stated premises.	anumitiḥ	अनुमितिः
ITA-1.8.2.3	Fallacious reason	An argument which appears to be fallacious.	ahetuḥ	अहेतुः
ITA-1.8.2.4	Cause or variable	A cause or reason; the immediate cause of an observable event; the pivotal element in the inferential process.	hetu	हेतु
ITA-1.8.2.5	Cause or variable, independent variable	A cause possessing all formal characteristics which allow it to act as a sufficient reason for the inference of its marked object; the independent variable influencing the dependent variable.	sadhetu	सद्हेतु
ITA-1.8.2.6	Independent variable	Another term for the independent variable.	sādhana	साधन
ITA-1.8.2.7	Dependent variable	The effect or dependent variable influenced by the independent variable.	sādhya	साध्य

Term ID	English term	Description	Sanskrit term in IAST*	Sanskrit term
ITA-1.8.2.8	False positive or false negative	A fallacious inference which renders the entire inferential process invalid.	hetvābhāsaḥ	हेत्वाभासः
ITA-1.8.2.9	Invariable concomitance, sensitivity	The level of sensitivity between cause (hetu) and sign (linga). When the sign is invariably present with the cause (when the symptom is always seen associated with the pathological condition), this is referred to as invariable concomitance or sensitivity.	avinābhāvasaṃbandhaḥ	अविनाभावसंबन्धः
ITA-1.8.2.10	Non-deviation, specificity	The level of specificity between cause (hetu) and sign (linga). When the sign is coterminous with the cause and no other entity (when the symptom is seen only with a particular pathological condition) this is referred to as non-deviation or specificity.	avyabhicāritva	अव्यभिचारित्व
ITA-1.8.2.11	Inseparable coexistence	What is inseparable, inherent and essentially unified, e.g. an organic body.	ayutasiddhatvam	अयुतसिद्धत्वम्
ITA-1.8.2.12	Chance effect	The chance effect by which a medicine appears to cure or relieve the symptoms of a disease, when it is not possible to confirm a clinical outcome is the result of a given course of action.	yadṛcchāsiddhiḥ	यदृच्छासिद्धिः
ITA-1.8.2.13	Real effect	The real and attributable effect of a medicine or treatment, when it is possible to confirm that a clinical outcome is the result of a given course of action.	prātiniyamikīsiddhiḥ	प्रातिनियमिकीसिद्धिः
ITA-1.8.2.14	Conditional effect	Relating to or depending on special qualities, limited by particular conditions, valid only under certain suppositions.	aupādhika	औपाधिक
ITA-1.8.2.15	Negative correlation	A type of inference in which perception is obtained by negative concomitance (erroneous congruence between two premises).	kevalavyatireki-anumānam	केवलव्यतिरेकि-अनुमानम्
ITA-1.8.2.16	Positive correlation	A type of inference in which perception is obtained by positive concomitance (veridical congruence between two premises).	kevalānvayi-anumānam	केवलान्वयि-अनुमानम्

Term ID	English term	Description	Sanskrit term in IAST*	Sanskrit term
ITA-1.8.2.17	Speculative reasoning or debate	A method of speculative reasoning or debate.	tarkaḥ	तर्कः
ITA-1.8.2.18	Inference for self	Obtaining the proof of inference for oneself.	svārthānumānam	स्वार्थानुमानम्
ITA-1.8.2.19	Inference for others	Obtaining the proof of inference for others.	parārthānumānam	परार्थानुमानम्
ITA-1.8.2.20	Improper reason appearing identical to the subject	Improper reasoning while making an inference in a particular context; a fallacy of inference; one of the ahetu.	prakaraṇasamaḥ	प्रकरणसमः
ITA-1.8.2.21	Inference based on analogy	The process of drawing an inference based on an analogy.	parāmarśaḥ	परामर्शः
ITA-1.8.2.22	Subject under investigation	The context in which a cause-and-effect relationship has not been affirmed but is being examined or investigated.	pakṣaḥ	पक्षः
ITA-1.8.2.23	Context in which a cause-and-effect relationship is affirmed	Figuratively, an accommodating context or environment.	sapakṣaḥ	सपक्षः
ITA-1.8.2.24	Context in which a cause-and-effect relationship is negated	Figuratively, an adversarial context or environment.	vipakṣaḥ	विपक्षः
ITA-1.8.2.25	Invariable concomitance	A condition pertaining to the logical conditions of inference in which minor terms uniformly exist in the same loci as major terms.	vyāptiḥ	व्याप्तिः
ITA-1.8.2.26	Negative invariable concomitance	A condition pertaining to the logical conditions of inference in which minor terms do not exist in all loci with major terms.	vyatirekavyāptiḥ	व्यतिरेकव्याप्तिः
ITA-1.8.2.27	Five-stepped syllogism	A collective term used for deriving intended inference based on five syllogistic steps, namely: proposition/declaration (pratijna), means/reason or cause for obtaining knowledge (hetu), example (drishtanta/audaharaṇa), comparison between proposition and example (upanaya) and establishment of the statement (nigamana).	pañcāvayava-vākyam	पञ्चावयव-वाक्यम्

Term ID	English term	Description	Sanskrit term in IAST*	Sanskrit term
ITA-1.8.2.28	Categorical examples	An illustration or example which can be understood by both expert and lay person.	udāharaṇam	उदाहरणम्
ITA-1.8.2.29	Causative agent	The agent which initiates action independently; also denoted as cause (hetu) or doer (karma). It may be of three types: inherent cause (samavayikarana), non-inherent cause (asamavayi-karaṇa) and efficient cause (nimitta-karana).	kāraṇam	कारणम्
ITA-1.8.2.30	Inherent cause	Of the three types of cause (karana), inherent cause is the most essential: it denotes the causal substrate or substance in which an effect occurs (through inherence).	samavāyikāraṇam	समवायिकारणम्
ITA-1.8.2.31	Non-inherent cause	This type of cause includes only qualities (including relational qualities) that inhere in the causal substrate and are causally relevant to the effect, e.g. coloured threads in the appearance of a piece of cloth.	asamavāyi-kāraṇam	असमवायि-कारणम्
ITA-1.8.2.32	Efficient cause	This type of cause includes all other factors that are causally relevant to the effect in question. A potter, along with his wheel, rod and tools can be regarded as the “efficient” cause of the effect, a pot. This resembles the cause of the same name in Aristotelianism.	nimitta-kāraṇam	निमित्त-कारणम्
1.8.3	**Codified knowledge, expert opinion**			
ITA-1.8.3.1	Codified knowledge, expert opinion	Statement of an authority or expert in a particular field.	āptopadeśaḥ	आप्तोपदेशः
ITA-1.8.3.2	Reasoning, understanding causation	The perception of the multiplicity of factors behind a phenomenon or event.	yuktiḥ	युक्तिः
ITA-1.8.3.3	Analogy	A Sanskrit term which literally means “comparison”; the fourth of the five means (pramaṇa) by which valid cognition of the world is possible.	upamānaḥ	उपमानः

Term ID	English term	Description	Sanskrit term in IAST*	Sanskrit term
ITA-1.8.3.4	Object of knowledge, the object of investigation	The objects of enquiry in any given discipline or field.	prameyaḥ	प्रमेयः
ITA-1.8.3.5	Object denoted by a word	Etymologically “the meaning or referent of a word”, it is applied to any entity that is knowable and nameable, i.e. an object of experience.	padārthaḥ	पदार्थः
1.9	**Six ontological categories of an object**			
ITA-1.9.1	Six ontological categories of an object	The object of experience is subdivided into six fundamental categories: generality (samanyam), particularity (vishesham), substance (dravyam), quality (gunaḥ), action (karma), and inherence (samavayaḥ).	ṣaṭpadārthāḥ	षट्-पदार्थाः
1.9.1	**Shared features**			
ITA-1.9.1.1	Generality, shared feature	Denotes the universal or class-essence. The principle of similarity may identify a commonality among different substances, qualities and actions.	sāmānyam	सामान्यम्
ITA-1.9.1.2	Similarity at the level of substance	Substance is the substratum of qualities and actions and the material cause of all composite things. This term denotes the similarity between substances, e.g. flesh to replenish and nourish muscle tissue.	dravya-sāmānyam	द्रव्य-सामान्यम्
ITA-1.9.1.3	Similarity at the level of qualities or properties	Quality exists in substance. This term denotes the similarity in quality exhibited by different substances, e.g. semen and milk.	guṇa-sāmānyam	गुण-सामान्यम्
ITA-1.9.1.4	Similarity at the level of action	Action or physical movement which may lead to an increase in a specific element. e.g. sleep increasing kapha.	karma-sāmānyam	कर्म-सामान्यम्

Term ID	English term	Description	Sanskrit term in IAST*	Sanskrit term
1.9.2	**Distinct feature**			
ITA-1.9.2.1	Particularity, distinct feature	The unique individuality of the substances. An attribute that causes depletion or decrease (hrasahetu), as well as diversity and dissimilarity (pṛthaktva).	viśeṣam	विशेषम्
ITA-1.9.2.2	Dissimilarity at the level of substance	A substance which on consumption or usage may lead to a decrease in a specific element or attribute in the living system.	dravya-viśeṣaḥ	द्रव्य-विशेषः
ITA-1.9.2.3	Dissimilarity at the level of quality	Qualities with opposing actions which result in one of them being depleted, e.g. the pacification of vata with usage of sesame oil owing to its opposite qualities.	guṇa-viśeṣaḥ	गुण-विशेषः
ITA-1.9.2.4	Dissimilarity at the level of action	An activity which causes depletion or reduction, e.g. physical exercise reducing kapha, which otherwise would increase with inactivity.	karma-viśeṣaḥ	कर्म-विशेषः
1.9.3	**Substance, entity**			
ITA-1.9.3.1	Substance, entity	Matter.	dravyam	द्रव्यम्
1.9.3.1	**Causal material**			
ITA-1.9.3.1.1	Causal material	A group of nine elementary causal substances that underlie the manifestation of all other substances, namely five basic elements (space, air, fire, water and earth), self (atma), mind (manas), time (kala) and direction (dik).	kāraṇadravyam	कारणद्रव्यम्
ITA-1.9.3.1.2	Five elements	The five elements (panchamahabhuta) 1. Space (akasha); 2. air (vayu); 3. fire (tejas, agni); 4. water (jalam); and 5. earth (prithvi).	pañcamahābhūta	पञ्चमहाभूत
ITA-1.9.3.1.3	Space element	Characterized by non-obstruction and responsible for the space occupied by all substances. It is the substratum of sound, perceived by the ears.	ākāśaḥ	आकाशः

Term ID	English term	Description	Sanskrit term in IAST*	Sanskrit term
ITA-1.9.3.1.4	Air element	Responsible for movement, acts as the substratum of touch perceived by skin.	vāyuḥ	वायुः
ITA-1.9.3.1.5	Fire element	Responsible for heat, acts as the substratum for form and vision, perceived by the eyes.	Tejaḥ	तेजः
ITA-1.9.3.1.6	Water element	Responsible for cohesion and fluidity, acts as the substratum of taste, perceived by the tongue.	jalam	जलम्
ITA-1.9.3.1.7	Earth element	Responsible for mass and the force of attraction. It acts as the substratum of smell, perceived by the nose.	pṛthvī	पृथ्वी
ITA-1.9.3.1.8	Rudimentary, undifferentiated element	Subtle physical state of all five elements from which a gross element (mahabhuta) is produced.	tanmātrā	तन्मात्रा
1.9.3.2	**Self**			
ITA-1.9.3.2.1	Self	Soul, the principle of life and sensation, the individual self, the conscious element in the human body.	ātmā	आत्मा
ITA-1.9.3.2.2	Self-embodied being	The soul in association with the living body, the vital principle as the proximate cause of life and action.	bhūtātmā	भूतात्मा
ITA-1.9.3.2.3	Living being, individual self	The lifelong vital principle.	jīvaḥ	जीवः
ITA-1.9.3.2.4	The knower	Perceiver of knowledge, soul.	jñaḥ	ज्ञः
ITA-1.9.3.2.5	The doer, the executing agent	A word which also denotes soul, but may be used figuratively to denote author or physician.	kartā	कर्ता
ITA-1.9.3.2.6	Witness of all actions	The soul (atma) not actively participating in any action but performing the duty of a witness.	sākṣī	साक्षी
ITA-1.9.3.2.7	Relating to self	Relating to the soul as the presiding entity over the body.	ādhyātmika	आध्यात्मिक

Term ID	English term	Description	Sanskrit term in IAST*	Sanskrit term
ITA-1.9.3.2.8	Subtle body, causal body	The subtle body which consists of mind or psyche (manas), sense organs (indriya) and soul (atma) and is devoid of gross body; it is sometimes referred as the causal body or subtle body.	ativāhika-śarīram/ sūkṣmaśarīram/ liṅgaśarīram	अतिवाहिक-शरीरम्/ सूक्ष्मशरीरम् / लिङ्ग शरीरम्
ITA-1.9.3.2.9	Person, living being	The personal and animating principle in all sentient beings, the soul.	puruṣaḥ	पुरुषः
ITA-1.9.3.2.10	Complete self-control	Absolute autonomy, not subject to control by others.	vaśī	वशी
ITA-1.9.3.2.11	Person as the object of treatment	The treatable entity (a person), consisting of five elements and soul .	cikitsya-puruṣaḥ, ṣaḍdhātupuruṣa	चिकित्स्य-पुरुषः, षड्धातुपुरुष
ITA-1.9.3.2.12	Embodied being composed of 24 elements	A body composed of 24 elements, namely: 1. eight primordial entities (ashtaprakriti) including unmanifested microcosm (avyakta), all-pervading intelligence (mahat) and the five rudimentary, undifferentiated elements (tanmatra); and 2. sixteen derivatives (shodashavikriti) comprising the five elements, the five organs of sense, five organs of action, and mind.	caturviṃśati-puruṣaḥ	चतुर्विंशति-पुरुषः
ITA-1.9.3.2.13	Invisible, unforeseen	Not experienced, unobserved, unknown, the invisible result of works done in former states of embodied existence; unseen consequences of an act.	adṛṣṭam	अदृष्टम्
ITA-1.9.3.2.14	Inactive	Inactiveness of atma, indicating its principal quality of performing the duty of being a witness to events.	niṣkriyaḥ	निष्क्रियः
ITA-1.9.3.2.15	Omnipresent	Being everywhere, all pervading, an attribute of atma.	vibhu	विभु
ITA-1.9.3.2.16	Without beginning	A process or state whose beginning cannot be ascertained.	anādi	अनादि
ITA-1.9.3.2.17	Consciousness	Awareness, conscious self or intelligence.	cetanā/ caitanyam	चेतना/ चैतन्यम्
ITA-1.9.3.2.18	Eternal	Everlasting, interminable, constant.	nityam	नित्यम्

Term ID	English term	Description	Sanskrit term in IAST*	Sanskrit term
ITA-1.9.3.2.19	Formless	A quality of soul which is devoid of all bodily and psychological ailments.	nirvikāram	निर्विकारम्
ITA-1.9.3.2.20	Irresistible will	The ability to become irresistible, the condition of not being subject to another's will.	prākāmyam	प्राकाम्यम्
ITA-1.9.3.2.21	Immutable	Not liable to change; imperishable , undecaying.	avyayaḥ	अव्ययः
ITA-1.9.3.2.22	Observer, witness of all actions	Synonym of the term atma.	draṣṭā	द्रष्टा
ITA-1.9.3.2.23	Independent	Autonomy; an attribute of soul (atma).	svatantra	स्वतन्त्र
ITA-1.9.3.2.24	Introverted consciousness	Living beings with internal consciousness, i.e. their consciousness is not externally manifested (plants).	antaścetana	अन्तश्चेतन
ITA-1.9.3.2.25	Salvation, liberation	Liberation, cessation from worldly existence or transmigration, the fourth goal of life (puruṣartha).	mokṣaḥ	मोक्षः
ITA-1.9.3.2.26	Perception of truth	State of self-realization of ultimate reality, which eliminates all worldly miseries and leads to liberation and the emergence of true knowledge in which the soul transcends the ego.	satyabuddhiḥ	सत्यबुद्धिः
ITA-1.9.3.2.27	Liberation in the embodied state	Attaining emancipation or salvation while still alive, liberation from karmic rebirth.	jīvanmuktiḥ	जीवन्मुक्तिः
ITA-1.9.3.2.28	Person showing signs of impending death	A person with fatal prognostic signs.	puṣpitaḥ	पुष्पितः
ITA-1.9.3.2.29	After death	Having died, after death, in the next world.	pretya	प्रेत्य

Term ID	English term	Description	Sanskrit term in IAST*	Sanskrit term
1.9.3.3	**Mind**			
ITA-1.9.3.3.1	Mind, psyche	The faculty through which cognitive organs (indriya) connect with the soul (atman). Denotes consciousness.	manaḥ, cetaḥ	मनः, चेतः
ITA-1.9.3.3.2	Characteristics of mind	Two features of mind (manas): minuteness (the smallest possible structure) (anutva) and oneness or singularity (ekatva).	manoguṇaḥ/svarūpam	मनोगुणः/स्वरूपम्
ITA-1.9.3.3.3	Atomicity	Having the dimension of an atom , the smallest possible or minute entity (cf. atomism).	aṇutva, paramāṇu	अणुत्व, परमाणु
ITA-1.9.3.3.4	Singularity	Oneness or singularity (monism), in which no other entity can supplant the role of mind or psyche (manas) in the body.	ekatva	एकत्व
ITA-1.9.3.3.5	Trans-sense migration	The rapid conjugation of mind with the sensory or motor organs.	indriyāntara-sañcāraḥ	इन्द्रियान्तर-सञ्चारः
ITA-1.9.3.3.6	Transient, perishable	Not everlasting, transient, occasional, incidental.	anityam	अनित्यम्
ITA-1.9.3.3.7	Objects of the mind	Mind or psychic functions, namely: thought, analysis, contemplation, mediation and volition.	manoarthaḥ	मनोऽर्थः
ITA-1.9.3.3.8	Decision-making	The process of weighing up or considering the worth of an action or its alternatives.	cintanam	चिन्तनम्
ITA-1.9.3.3.9	Reasoning	The application of reason in critical analysis.	vicāraḥ	विचारः
ITA-1.9.3.3.10	Conjecture	The process of speculating about the possible or likely occurrence of an event.	ūhaḥ	ऊहः
ITA-1.9.3.3.11	Contemplation	The act of meditating or contemplating a chosen object, a form of focused thinking in which mind and body function as a harmonious whole.	dhyānam	ध्यानम्
ITA-1.9.3.3.12	Evaluation	The process of assessing merits and demerits.	saṅkalpaḥ	सङ्कल्पः

Term ID	English term	Description	Sanskrit term in IAST*	Sanskrit term
ITA-1.9.3.3.13	Psychological or mental attributes	The characteristic features or attributes of the mind.	mānasika-bhāvaḥ	मानसिक-भावः
ITA-1.9.3.3.14	Intellect	Understanding, intelligence or wisdom.	dhīḥ	धीः
ITA-1.9.3.3.15	Ability to control impulses	The controlling or stable intellect, the ability to restrain or resolve impulsive behaviour.	dhṛtiḥ	धृतिः
ITA-1.9.3.3.16	Memory, recollection	The faculty of recollection, remembrance of things directly perceived or heard (scriptures) which results from a particular conjunction between soul and mind.	smṛtiḥ	स्मृतिः
ITA-1.9.3.3.17	Six internal enemies	Six mental attributes or inner faults that lead to bondage of the soul, namely: desire, anger, greed, delusion, arrogance and jealousy.	ṣaḍripuḥ	षड्रिपुः
ITA-1.9.3.3.18	Desire, lust	Lust or desire for sensual pleasure; also, one of the four goals of life (puruṣartha).	kāmaḥ	कामः
ITA-1.9.3.3.19	Anger	Also translated as fury, rage or wrath.	krodhaḥ	क्रोधः
ITA-1.9.3.3.20	Greed	An excessive or insatiable desire to acquire an object beyond need.	lobhaḥ	लोभः
ITA-1.9.3.3.21	Delusion	A state of confusion or perplexity that leads to incorrect perception and error.	mohaḥ	मोहः
ITA-1.9.3.3.22	Arrogance	A state of being emotionally aroused, prideful and stubborn.	madaḥ	मदः
ITA-1.9.3.3.23	Discontentment	A state of being discontent with one's state of affairs, being envious, competitive.	mātsaryam	मात्सर्यम्
ITA-1.9.3.3.24	Ego	A term for ego in the possessive or prideful sense; also, a principle in the cosmic development of individuality or self-consciousness.	ahaṅkāraḥ	अहङ्कारः
ITA-1.9.3.3.25	Self-restraint	A term that expresses self-command or self-control.	damaḥ	दमः

Term ID	English term	Description	Sanskrit term in IAST*	Sanskrit term
ITA-1.9.3.3.26	Devotion	A natural attachment, inclination or fondness for something; often used as a synonym for faith or love.	bhaktiḥ	भक्तिः
ITA-1.9.3.3.27	Shyness	A term that expresses modesty, sense of decency or decorum.	lajjā	लज्जा
ITA-1.9.3.3.28	Humility	A term that expresses proper conduct, decency, modesty or mildness.	vinayaḥ	विनयः
ITA-1.9.3.3.29	Discrimination	The ability to distinguish and classify things according to their absolute properties.	vivekaḥ	विवेकः
ITA-1.9.3.3.30	Grief, sorrow or misery	A state of affliction caused by various determinants (vibhava) such as the death of a loved person, loss of wealth or personal misfortune.	śokaḥ	शोकः
ITA-1.9.3.3.31	Delusion	A mental state characterized by infatuation or being led astray.	sammohaḥ	सम्मोहः
ITA-1.9.3.3.32	Contentment	A state of mind unaffected by greed, freedom from undue desire, disinterestedness.	alobhaḥ	अलोभः
ITA-1.9.3.3.33	Pride	A condition of arrogance, haughtiness, insolence or conceit.	darpaḥ	दर्पः
ITA-1.9.3.3.34	Inner cognitive faculty	The four-tiered inner system: intellect (buddhi), mind (manas), self-awareness (ahamkara) and the storehouse of moods and memories (citta) which facilitate perception, cognition and consciousness.	antaḥkaraṇam	अन्तःकरणम्
1.9.3.4	**Time**			
ITA-1.9.3.4.1	Time	Time as a continuum, one of the nine elementary causal substances (karanadravya).	kālaḥ	कालः

Term ID	English term	Description	Sanskrit term in IAST*	Sanskrit term
1.9.3.5	**Direction**			
ITA-1.9.3.5.1	Direction	The points of the compass, cardinal and ordinal directions, bearing points.	diśaḥ	दिशः
1.9.3.6	**Unmanifested, manifested substances**			
ITA-1.9.3.6.1	Unmanifest, without form	An entity that has not settled into any fixed shape or form, and is not embodied.	amūrtadravyam	अमूर्तद्रव्यम्
ITA-1.9.3.6.2	Substances having form, gross substances	A tangible or perceptible substance, or substance that has settled into a fixed shape or form; also refers to material, embodied or incarnate things.	Mūrtadravya, paramāṇuḥ	मूर्तद्रव्य, परमाणुः
1.9.3.7	**Resultant material(s), product or effect**			
ITA-1.9.3.7.1	Resultant material, product or effect	An applicable or effective substance that is a manifestation of the nine causal substances.	kāryadravyam	कार्यद्रव्यम्
ITA-1.9.3.7.2	Sentient being	Any living, sentient, aware, feeling, animate being; any substance imbued with life (including plants).	cetana-dravyam/ sendriyaḥ	चेतन-द्रव्यम्/सेन्द्रियः
ITA-1.9.3.7.3	Stationary in form, inner sentience	A division of the natural world which refers to living beings which have internal awareness or inner sentience not manifested externally, i.e. trees and plants.	sthāvaraḥ/antaścetanaḥ	स्थावरः/अन्तश्चेतनः
ITA-1.9.3.7.4	Plant bearing fruits only	A plant which does not bear visible flowers (apushpa) such as the flowerless *Ficus glomerata* (uduṃbara) or *Ficus benghalensis* (vaṭa).	vanaspatiḥ	वनस्पतिः
ITA-1.9.3.7.5	Plant bearing flowers and fruits	A plant which bears visible flowers and fruits such as *Mangifera indica (amra*) or *Syzyigium cumini* (jambu).	vānaspatya	वानस्पत्य
ITA-1.9.3.7.6	Tree	A tree, e.g. Indian banyan (*Ficus benghalensis* L.) (vaṭa).	vṛkṣaḥ	वृक्षः
ITA-1.9.3.7.7	Small plant	A herb or shrub, e.g. country mallow (*Sida cordifolia* L.) (bala).	vīrudha	वीरुध

Term ID	English term	Description	Sanskrit term in IAST*	Sanskrit term
ITA-1.9.3.7.8	Climber	A twiner or climber, e.g. vidari *(Pueraria tuberosa)* or kapikacchu *(Mucuna prurita).*	latā	लता
ITA-1.9.3.7.9	Shrub	A small, nonclimbing plant, e.g. *Abutilon indicum* (atibala) or *Desmodium gangeticum* (shaliparni).	gulma	गुल्म
ITA-1.9.3.7.10	A plant which withers after fructification	A plant which perishes after bearing fruit or being harvested such as annual herbs like paddy, pulses, wheat or maize.	oṣadhī	ओषधी
ITA-1.9.3.7.11	Mobile life form with internal and external sentience	Any living being in the animal kingdom which visibly reacts to external stimuli.	jaṅgamaḥ/ bahirantaścetanaḥ	जङ्गमः/ बहिरन्तश्चेतनः
ITA-1.9.3.7.12	Viviparous animals	An animal species which undergoes placental birth, e.g. humans, lions, tigers, cows or goats.	jarāyujaḥ	जरायुजः
ITA-1.9.3.7.13	Oviparous animals	An animal species which undergoes oviparous birth, e.g. reptiles, birds or fish.	aṇḍajaḥ	अण्डजः
ITA-1.9.3.7.14	Creatures generated by humidity	An insect species which thrives in a sweaty or humid environment e.g. flies, mosquitos, ants or worms.	svedajaḥ	स्वेदजः
ITA-1.9.3.7.15	Telluric creatures	Smaller creatures which sprout from the earth or dwell underneath mud, e.g. frogs.	udbhijaḥ	उद्भिजः
ITA-1.9.3.7.16	Insentient material	A non-living, inanimate substance lacking all consciousness, e.g. minerals.	acetana-dravyam/ nirindriyaḥ	अचेतन-द्रव्यम्/ निरिन्द्रियः
ITA-1.9.3.7.17	Mineral substances	An inorganic substance naturally occurring in the earth which has a consistent and distinctive set of physical properties and composition; a mineral.	khanijaḥ	खनिजः
ITA-1.9.3.7.18	Synthetic substances	Any artificial or synthesized substance.	kṛtrimam	कृत्रिमम्

Term ID	English term	Description	Sanskrit term in IAST*	Sanskrit term
1.9.4	**Property, quality or trait**			
ITA-1.9.4.1	Property, quality or trait	Attribute, property or quality of a substance; it forms an inseparable entity with substance (dravya); quality is devoid of any action on its own, although it is responsible for action through dravya.	guṇaḥ	गुणः
ITA-1.9.4.2	Three primordial psychophysical attributes of nature	The three primary attributes of the universe, also indicative of mental attributes: tranquillity or harmony (sattva), agitation or activity (rajas) and inertia (tamas). The interplay of these gunas defines the character of a person or thing and determines the progress of life.	triguṇāḥ, mahāguṇaḥ	त्रिगुणा, महागुणः
ITA-1.9.4.3	Tranquillity, harmony	Characterized by lightness, knowledge and enlightenment, it is a stable state of mind and does not vitiate the same.	sattvam	सत्त्वम्
ITA-1.9.4.4	Agitation, activity	Characterized by activity, initiation, action and attachment, it is capable of vitiating the mind.	rajaḥ	रजः
ITA-1.9.4.5	Inertia	Characterized by darkness, ignorance and laziness, it is capable of vitiating the mind.	tamaḥ	तमः
1.9.4.1	**Objects of special senses**			
ITA-1.9.4.1.1	Objects of special senses	The five objects of sensory perception: touch, smell, sight, taste and sound.	arthaḥ, vaiśeṣikaguṇāḥ	अर्थः, वैशेषिकगुणाः
ITA-1.9.4.1.2	Smell	Trait of earth element.	gandhaḥ	गन्धः
ITA-1.9.4.1.3	Taste	Trait of water element.	rasaḥ	रसः
ITA-1.9.4.1.4	Visual form, colour	Trait of fire element.	rūpaḥ	रूपः
ITA-1.9.4.1.5	Touch	Trait of air element.	sparśaḥ	स्पर्शः
ITA-1.9.4.1.6	Sound	Trait of space element.	śabdaḥ	शब्दः

Term ID	English term	Description	Sanskrit term in IAST*	Sanskrit term
1.9.4.2	**Physical attributes, properties or qualities**			
ITA-1.9.4.2.1	Physical attributes, properties or qualities	The property of a substance which is related to body tissues; it is extensively used for selecting and preparing Ayurveda medicines and applying them successfully.	śārīra-guṇāḥ/gurvādi-guṇāḥ	शारीर-गुणाः/गुर्वादि-गुणाः
ITA-1.9.4.2.2	Heaviness	The quality of a substance which is responsible for nourishment.	guruḥ	गुरुः
ITA-1.9.4.2.3	Lightness	The quality of a substance which promotes lightness and decreases physical bulk and heaviness.	laghuḥ	लघुः
ITA-1.9.4.2.4	Mildness, slowness	The quality of a substance which is responsible for slow, mild or low intensity activity or response .	mandaḥ	मन्दः
ITA-1.9.4.2.5	Sharpness, speed	The quality of a substance which is responsible for rapid, strong or high intensity activity or response..	tīkṣṇaḥ	तीक्ष्णः
ITA-1.9.4.2.6	Coldness	The quality of a substance which is responsible for promoting coldness and stiffness (staṃbhana).	śītaḥ	शीतः
ITA-1.9.4.2.7	Hotness	The quality of a substance which is responsible for promoting sweating, softening or ripening (paka).	uṣṇaḥ	उष्णः
ITA-1.9.4.2.8	Unctuousness, oiliness	The quality of a substance which is responsible for imparting smoothness, oiliness and moisture.	snigdhaḥ	स्निग्धः
ITA-1.9.4.2.9	Dryness	The quality of a substance which is responsible for dryness and absorbs moisture.	rūkṣaḥ	रूक्षः
ITA-1.9.4.2.10	Smoothness, slipperiness	The quality of a substance which is responsible for smoothness.	ślakṣṇaḥ	श्लक्ष्णः
ITA-1.9.4.2.11	Roughness	The quality of a substance which is responsible for roughness.	kharaḥ	खरः
ITA-1.9.4.2.12	Density, viscidity	The quality of a substance which is responsible for density.	sāndraḥ	सान्द्रः
ITA-1.9.4.2.13	Fluidity, liquidness	The quality of a substance which is responsible for fluidity.	dravaḥ	द्रवः

Term ID	English term	Description	Sanskrit term in IAST*	Sanskrit term
ITA-1.9.4.2.14	Softness, mildness	The quality of a substance which is responsible for producing softness or fragility.	mṛduḥ	मृदुः
ITA-1.9.4.2.15	Hardness	The quality of a substance which is responsible for firmness or hardness.	kaṭhinaḥ	कठिनः
ITA-1.9.4.2.16	Minuteness, penetrating	The quality of a substance which is responsible for minuteness and consequent ability to pass through barriers.	sūkṣmaḥ	सूक्ष्मः
ITA-1.9.4.2.17	Grossness, bulkiness	The quality of a substance which is responsible for bulkiness and consequent ability to fill spaces.	sthūlaḥ	स्थूलः
ITA-1.9.4.2.18	Stability, immobility	The quality of a substance which is responsible for maintaining stability and position .	sthiraḥ	स्थिरः
ITA-1.9.4.2.19	Instability, mobility	The quality of a substance which is responsible for stimulation and mobility (preraṇa), and which governs normal movements such as peristalsis.	saraḥ	सरः
ITA-1.9.4.2.20	Conspicuous-ness, leanness, shininess	The quality of a substance which is responsible for purging and keeping tissues free of vitiated substances.	viśadaḥ	विशदः
ITA-1.9.4.2.21	Sliminess, murkiness	The quality of a substance which is responsible for providing a coating effect to body tissues.	picchilaḥ	पिच्छिलः
1.9.4.3	**Qualities of the soul or self**			
ITA-1.9.4.3.1	Qualities of the self	The six attributes of the self (atma): intelligence (buddhi), pleasure (sukha), sorrow (duḥkha), desire (iccha), aversion (dvesha) and effort (prayatna).	ātmaguṇaḥ	आत्मगुणः
ITA-1.9.4.3.2	Intelligence, intellect	The power of forming and retaining concepts and general notions: intelligence, reason, intellect, discernment or judgement.	buddhiḥ	बुद्धिः

Term ID	English term	Description	Sanskrit term in IAST*	Sanskrit term
ITA-1.9.4.3.3	Pleasure, happiness	A favourable perception including happiness, delight, joy and pleasure.	sukham	सुखम्
ITA-1.9.4.3.4	Sorrow, pain	An unfavourable perception including unhappiness, sorrow and grief; the opposite of pleasure.	duḥkham	दुःखम्
ITA-1.9.4.3.5	Desire, craving	The direct cause of action that seeks pleasure.	icchā	इच्छा
ITA-1.9.4.3.6	Aversion	The opposite of desire. The Sanskrit term dvesha, also denotes a suppressible urge.	dveṣaḥ	द्वेषः
ITA-1.9.4.3.7	Effort	The quality of being stimulated or striving to achieve an object.	prayatnaḥ	प्रयत्नः
1.9.4.4	**Qualities beginning with term "priority (paratva)"**			
ITA-1.9.4.4.1	Qualities beginning with term "paratva"	A group of ten clinical decision criteria commencing with "paratva that support a practitioner in the analytical process of deciding on appropriate interventions.	parādiguṇaḥ	परादिगुणः
ITA-1.9.4.4.2	Relatively superior, nearer the cause	Priority, superiority or greater utility of a substance over the other substances, e.g. in pharmaceutical preparations.	paratvam	परत्वम्
ITA-1.9.4.4.3	Relatively inferior, further from the cause	Inferiority of substance in relation to other substances.	aparatvam	अपरत्वम्
ITA-1.9.4.4.4	Number, enumeration, tally	The quality that enables determination of amounts and calculations.	saṃkhyā	संख्या
ITA-1.9.4.4.5	Combination	A combination or amalgam of two or more substances.	saṃyogaḥ	संयोगः
ITA-1.9.4.4.6	Division	The quality of being able to divide or subdivide a particular substance.	vibhāgaḥ	विभागः
ITA-1.9.4.4.7	Separation or exclusion, particularity	The quality by which one substance is differentiated or separated from the other.	pṛthaktvam	पृथक्त्वम्

Term ID	English term	Description	Sanskrit term in IAST*	Sanskrit term
ITA-1.9.4.4.8	Quantity, measurement	The quality by which the measurement of various substances is possible.	parimāṇaḥ	परिमाणः
ITA-1.9.4.4.9	Logical management, rationale	The quality of being able to intelligently consider circumstances and act on that basis; also considered as one of the methods of investigation and examination.	yuktiḥ	युक्तिः
ITA-1.9.4.4.10	Alteration of properties	The quality of being able to induce a change or transformation in the original properties of any substance.	saṃskāraḥ	संस्कारः
ITA-1.9.4.4.11	Practice	The quality of being able to repeat an action or procedure to acquire expertise, as exemplified by the saying “practice makes perfect”: an important quality for physicians and pharmacists.	abhyāsaḥ	अभ्यासः
1.9.5	**Action**			
ITA-1.9.5.1	Action	Activity, one of the six ontological categories of an object. It refers to pharmacological, nutritional and action in the context of medical practice.	karma	कर्म
1.9.6	**Inherence**			
ITA-1.9.6.1	Inherence	Coexistence or concomitance, an intimate and constant relation between the whole and its parts or the basic elements (mahabhuta) and their qualities.	samavāyaḥ	समवायः
1.9.7	**Miscellaneous ontological categories**			
ITA-1.9.7.1	Nonexistence	Absence, negation or nonexistence: there are four kinds.	abhāvaḥ	अभावः
ITA-1.9.7.2	Prior nonexistence	Antecedent nonbeing of an entity before its production or manifestation.	prāgabhāvaḥ	प्रागभावः
ITA-1.9.7.3	Posterior nonexistence	An entity that ceases to exist after its destruction.	pradhvaṃsābhāvaḥ	प्रध्वंसाभावः

Term ID	English term	Description	Sanskrit term in IAST*	Sanskrit term
ITA-1.9.7.4	Absolute nonexistence	Absolute nonexistence, without beginning or end.	atyantābhāvaḥ	अत्यन्ताभावः
ITA-1.9.7.5	Mutual nonexistence	Nonexistence of a substance in the form of another substance. It refers to the difference of one thing from another thing. e.g. a table is not the chair, denoting the mutual exclusiveness of table and chair and the independent existence of one with respect to the existence or non-existence of the other.	anyonyābhāvaḥ	अन्योन्याभावः
1.10	**Ayurvedic texts**			
ITA-1.10.1	Major triad of Ayurveda texts	The three principal texts of Ayurveda. Carakasamhita, Sushrutasamhita and the writings of Vāgbhaṭa: Ashtangasamgraha and Ashtangahridaya.	bṛhattrayī (Carakasaṃhita, Suśrutasaṃhita, Aṣṭāṅgasamgraha, Aṣṭāṅgahṛdaya)	बृहत्त्रयी, (चरकसंहिता, सुश्रुतसंहिता, अष्टाङ्गसंग्रह, अष्टाङ्गहृदय)
ITA-1.10.2	Lesser triad of Ayurveda texts	The supportive texts of Ayurveda. Madhavanidana, Sharangadharasamhita and Bhavaprakāśa.	Laghutrayī (Mādhavanidāna, Śārṅgadharasaṃhita, Bhāvaprakāśa)	लघुत्रयी (माधवनिदान, शाङ्र्गधरसंहिता, भावप्रकाश)
ITA-1.10.3	Materia medica	A glossary setting out synonyms, as well as the properties, names and actions of drugs, plants, minerals or other substances administered either as food or medicines to the human body.	nighaṇṭuḥ	निघण्टुः

Term ID	English term	Description	Sanskrit term in IAST*	Sanskrit term
1.11	**Essentials for medical practice**			
ITA-1.11.1	Ten items for clinical investigation	Ten important aspects of medical examination: principal agent (karana); tool, instrument (karana); substratum of treatment (karyayoni); treatment protocol (karya); immediate outcome, primary endpoint (karyaphala); consequence, long-term effect (anubandha); habitat (desha); time (kala); action (pravritti); and ailment-countering stratagem, means of action (upaya).	daśavidhaparīkṣy-abhāvaḥ (kāraṇa, karaṇa, kāryayoni, kārya, kāryaphala, anubandha, deśaḥ, kālaḥ, pravṛttiḥ, upāyaḥ)	दशविधपरीक्ष्यभावः (कारण, करण, कार्ययोनि, कार्य, कार्यफल, अनुबन्ध, देशः, कालः, प्रवृत्ति, उपायः)
ITA-1.11.2	Principal agent	The means by which an action is effectuated, the idea expressed by instrumental cause: in the medical context may often refer to the physician, who is instrumental in maintaining fundamental bodily equilibrium.	kāraṇam	कारणम्
ITA-1.11.3	Tool, instrument	The tool or instrument used for treatment, i.e. a medicine or procedure.	karaṇam	करणम्
ITA-1.11.4	Substratum of treatment	The intimate cause of illness, i.e. a disturbance of the fundamental bodily equilibrium.	kāryayoniḥ	कार्ययोनिः
ITA-1.11.5	Treatment protocol	The process undertaken to attain health or the fundamental bodily equilibrium (dhatusamya), i.e. the treatment process.	kāryaḥ	कार्यः
ITA-1.11.6	Immediate outcome, primary endpoint	The aim of treatment: to bring mind, intellect, the sense organs and the body into equilibrium and attain a state of healthiness or happiness.	kāryaphalam	कार्यफलम्
ITA-1.11.7	Consequence, long-term effect	Continuity of effect or long-term outcome, which includes the achievement of healthy longevity.	anubandhaḥ	अनुबन्धः
ITA-1.11.8	Habitat	Land, habitat or environment; it may designate body parts as well as geographical regions.	deśaḥ	देशः
ITA-1.11.9	Time	Time in general including the seasons, the point when something occurs (which may refer to diseases).	kālaḥ	कालः
ITA-1.11.10	Action	The onset of a treatment or therapeutic action.	pravṛttiḥ	प्रवृत्तिः

Term ID	English term	Description	Sanskrit term in IAST*	Sanskrit term
ITA-1.11.11	Ailment-countering stratagem, means of action	A word meaning excellence, goodness or skilfulness: it is often applied to the physician and the justness of any chosen therapy or means of action.	upāyaḥ	उपायः
ITA-1.11.12	Prompt and appropriate action	The ability to make correct and rapid decisions under pressing conditions.	pratipattiḥ	प्रतिपत्तिः
ITA-1.11.13	Components of medical practice	These four components or elements are: the physician (vaidya, bhishak), materials for treatment (dravya), attendants or paramedics (upasthata) and the patient (rogi).	pādacatuṣṭayam	पादचतुष्टयम्
ITA-1.11.14	Physician	The physician or medical practitioner is expected to have the following qualities: to be an expert in medical treatment (daksha), academically qualified (trirthashastrartha), experienced (drishtakarma), in good physical and mental health (shuci) and able to fully appreciate the state of health or illness of the patient.	vaidyaḥ	वैद्यः
ITA-1.11.15	Materials for treatment	The material employed for treatment is expected to have the following qualities: utility in various dosage forms (bahukalpa), multitude of therapeutic qualities (bahuguna), wholesome nature (sampanna) and applicable in various contexts (yogyam).	dravya, auṣadha	द्रव्य, औषध
ITA-1.11.16	Attendants, paramedics	An attendant or paramedic is expected to have the following qualities: to be kind-hearted (anurakta), pure in mind, thoughts and action (shuci), skilled (daksha) and intelligent (buddhiman).	upasthātā	उपस्थाता
ITA-1.11.17	Patient	A patient is expected to have the following qualities: to be able to afford treatment personally or through a system support (adhya), consenting (bishagvashya), bear in mind instructions personally or through a reminder system (jnapakaḥ) and exert willpower (satvavan).	rogi	रोगि

2. Core concepts
दोषः, त्रिदोषः, शारीरिक दोषः

Term ID	English term	Description	Sanskrit term in IAST*	Sanskrit term
2.1	**Three regulatory functional factors**			
ITA-2.1.1	Dosha	The regulatory functional factors of the body formed by the synchronized interplay between the five basic elements within any living system.	doṣaḥ	दोषः
ITA-2.1.2	Three doshas or tridosha	The three regulatory functional factors of the body are: vata, pitta and kapha.	tridoṣaḥ, śārīrikadoṣa	त्रिदोषः, शारीरिकदोष
2.1.1	**Vata**			
ITA-2.1.1.1	Vata, dosha regulating movement and cognition	One of the three regulatory functional factors (dosha). The functional balance governing all sensory perceptions, motor activities and higher mental activities. The predominant basic elements in vata are air and space.	vātaḥ	वातः
ITA-2.1.1.2	Vata, dosha that provides the attribute of life to an organism, life force	Subtype of vata seated in the head and controlling the intellect, heart, sensory and motor organs and mind. It also regulates activities such as respiration, spitting, sneezing, belching and swallowing. Also denotes life or vitality, which is evidenced by breathing and all kinds of movements relating to the living body.	prāṇaḥ	प्राणः
ITA-2.1.1.3	Ascending vata	Subtype of vata seated in the chest region which extends from the umbilical region to the neck or throat. Its functions include effort, strength, governing the voice and speech production.	udānaḥ	उदानः

Term ID	English term	Description	Sanskrit term in IAST*	Sanskrit term
ITA-2.1.1.4	Circulating vata	Subtype of vata seated in the cardiac region (hrdaya), which circulates or diffuses through the body. It performs the function of circulating of fluids through heart to all parts of the body, as well as transporting various materials from one body part to another.	vyānaḥ	व्यानः
ITA-2.1.1.5	Kindling vata	Subtype of vata seated at the navel (between stomach and intestines) and close to digestive fire: it is responsible for metabolism and transformation.	samānaḥ	समानः
ITA-2.1.1.6	Descending vata	Subtype of vata seated in the pelvic region and its vicinity. It exerts a downward force. It controls functions like defecation, micturition, parturition, menstruation and ejaculation.	apānaḥ	अपानः
ITA-2.1.1.7	Functions of vata		vāta-karma	वात-कर्म
ITA-2.1.1.8	Enthusiasm		utsāhaḥ	उत्साहः
ITA-2.1.1.9	Expiration		ucchvāsaḥ	उच्छ्वासः
ITA-2.1.1.10	Inspiration, inhalation		niḥśvāsaḥ	निःश्वासः
ITA-2.1.1.11	Motion, action, function		ceṣṭā	चेष्टा
ITA-2.1.1.12	Gait		gatiḥ	गतिः
ITA-2.1.1.13	Closure of eyelid		nimeṣaḥ	निमेषः
ITA-2.1.1.14	Opening of eyelid		unmeṣaḥ	उन्मेषः
2.1.2	**Pitta**			
ITA-2.1.2.1	Pitta, dosha regulating body temperature and metabolic activities	Pitta is one of the three regulatory functional factors; it is responsible for digestion and metabolism in the body. The predominant basic elements in pitta are fire and water.	pittam	पित्तम्
ITA-2.1.2.2	Digesting pitta	Subtype of pitta mainly responsible for digestion. It divides the food into nutritive and waste portions and supports other subtypes of pitta.	pācaka-pittam	पाचकपित्तम्

Term ID	English term	Description	Sanskrit term in IAST*	Sanskrit term
ITA-2.1.2.3	Colouring pitta	Subtype of pitta seated in liver, spleen and its pigment in blood.	rañjaka-pittam	रञ्जकपित्तम्
ITA-2.1.2.4	Pitta for vision	Subtype of pitta seated in the eye which is responsible for visual perception.	ālocaka-pittam	आलोचकपित्तम्
ITA-2.1.2.5	Pitta for complexion	Subtype of pitta seated in the skin which is responsible for its glossiness or lustre.	bhrājakapittam	भ्राजकपित्तम्
ITA-2.1.2.6	Pitta for intellect	Subtype of pitta seated in the heart which is responsible for driving the higher mental functions involving decisions and actions for accomplishments.	sādhakapittam	साधकपित्तम्
ITA-2.1.2.7	Functions of pitta	General term for functions of pitta	pitta-karma	पित्तकर्म
ITA-2.1.2.8	Lustre		prabhā	प्रभा
ITA-2.1.2.9	Hunger		kṣudhā	क्षुधा
ITA-2.1.2.10	Vision		darśanam	दर्शनम्
ITA-2.1.2.11	Metabolic transformation		paktiḥ	पक्तिः
ITA-2.1.2.12	Valour		śauryam	शौर्यम्
ITA-2.1.2.13	Thirst		tṛṣṇā, pipāsā	तृष्णा, पिपासा
2.1.3	**Kapha**			
ITA-2.1.3.1	Kapha, doṣha responsible for cohesiveness	One of the three regulatory functional factors responsible for stability, unctuousness, lubrication, immunity and cohesion. The predominant basic elements in kapha are earth and water.	śleṣmā, kapha	श्लेष्मा, कफ
ITA-2.1.3.2	Supporting kapha	Subtype of kapha seated in the chest region which supports and sustains the heart and other sites of kapha.	avalambaka-kaphaḥ	अवलम्बककफः

Term ID	English term	Description	Sanskrit term in IAST*	Sanskrit term
ITA-2.1.3.3	Moistening kapha	Subtype of kapha seated in the stomach which helps to moisten and loosen food particles and thus aid digestion.	kledaka-kaphaḥ	क्लेदककफः
ITA-2.1.3.4	Taste-perceiving kapha	Subtype of kapha seated in the tongue which assists with the perception of taste.	bodhaka-kaphaḥ	बोधककफः
ITA-2.1.3.5	Nourishing kapha	Subtype of kapha seated in the head which nourishes the sensory organs.	tarpaka-kaphaḥ	तर्पककफः
ITA-2.1.3.6	Lubricating kapha	Subtype of kapha seated in the joints which provides lubrication.	śleṣaka-kaphaḥ	श्लेषककफः
ITA-2.1.3.7	Functions of kapha	A combined term for the functions of kapha such as physical and mental strength, forgiveness .	kapha-karma	कफकर्म
ITA-2.1.3.8	Patience	A normal function of kapha. It signifies forbearance, forgiveness and resistance.	kṣamā	क्षमा
ITA-2.1.3.9	Firmness	A normal function of kapha. It signifies hardness, fixedness, stability and strength.	dārḍhyam	दार्ढ्यम्
2.2	**Fundamental structural components**			
ITA-2.2.1	Fundamental structural component	The seven fundamental structural components of the body, which are formed from digested food. They provide nourishment and support to the body. They are primary circulating nutrient fluid (rasa), blood (rakta), muscle (mamsa), fat (medas), bone (asthi), bone marrow (majja) and semen (sukra). The Sanskrit term dhatu also denotes group of metallic ingredients for medicinal usage.	dhātuḥ	धातुः
ITA-2.2.2	A bodily structure which can be vitiated by aggravated doṣa		dūṣyam	दूष्यम्

Term ID	English term	Description	Sanskrit term in IAST*	Sanskrit term
ITA-2.2.3	Holding	Signifies holding, carrying, preserving, protecting and possessing, which are common functions of all structural components. It underlines the importance of the fundamental structural component in holding the body and thereby life together and is also the specific function of bone, which supports other fundamental structural components by providing form and structure to the body.	dhāraṇam	धारणम्
ITA-2.2.4	Primary circulating nutrient fluid, primary product of digestion	The first of the seven fundamental structural components. Its major function is nourishment. It is the primary product of digestion and circulates constantly throughout the body from the heart and nourishes other tissues .	rasa-dhātuḥ, rasaḥ	रसधातुः, रसः
ITA-2.2.5	Blood	The second of the seven fundamental structural components. Its function is to give life. It is formed in the liver and spleen with the help of colouring pitta and its metabolic component and receives its name from the red colour .	rakta-dhātuḥ, raktam, śoṇitam	रक्तधातुः, रक्तम्, शोणितम्
ITA-2.2.6	Giving life	One of the functions of blood is to give, quicken and vivify life.	jīvanam	जीवनम्
ITA-2.2.7	Nourishment of blood	One of the functions of primary circulating nutrient fluid.	raktapuṣṭiḥ	रक्तपुष्टिः
ITA-2.2.8	Muscle	The third of the seven fundamental structural components. Its function is to cover the skeleton.	māṃsa-dhātuḥ, māṃsam, peśī	मांसधातुः, मांसम्, पेशी
ITA-2.2.9	Fat	The fourth of the seven fundamental structural components. Its function is to provide oleation. It refers to adipose tissue and other lipids in the body.	medo-dhātuḥ	मेदोधातुः
ITA-2.2.10	Bone	The fifth of the seven fundamental structural components. Its function is to provide bodily stability. It is composed predominantly of the basic elements earth and space. It refers to bone tissue.	asthi-dhātuḥ	अस्थिधातुः
ITA-2.2.11	Diaphysis	Shaft or central portion of a long bone.	kāṇḍam	काण्डम्
ITA-2.2.12	Short bones	Minor bones such as the carpal and tarsal bones.	aṇvasthi	अण्वस्थि

Term ID	English term	Description	Sanskrit term in IAST*	Sanskrit term
ITA-2.2.13	Articulation, joint	The junction or interface between two bones comprising bone and connective tissue.	parva, asthisandhayaḥ, asthiparva	पर्व, अस्थिसन्धयः, अस्थिपर्व
ITA-2.2.14	Skeleton	The bony framework of the body.	asthipañjaraḥ	अस्थिपञ्जरः
ITA-2.2.15	Medullary canal	The cavity within the bone containing marrow.	asthivivaram	अस्थिविवरम्
ITA-2.2.16	Bone marrow	The sixth of the seven fundamental structural components. It is the soft organic material that fills bone cavities. Its function is replenishment of body tissues.	majjā-dhātuḥ, asthisāram	मज्जाधातुः, अस्थिसारम्
ITA-2.2.17	Replenishment	The essential function of bone marrow is to fill or complete a cavity or container; replenish the body with structural components.	pūraṇam	पूरणम्
ITA-2.2.18	Reproductive fluids; semen	The seventh of the seven fundamental structural components. It is responsible for reproductive function, and is generally equated with reproductive cells (semen, ovum). It occurs in two forms: the first which pervades the entire body and the second which fertilizes the ovum.	śukradhātuḥ	शुक्रधातुः
ITA-2.2.19	Semen	Part of seminal tissue. Predominantly composed of water element. It generally refers to the ejaculate and carries the male seed.	retas	रेतस्
ITA-2.2.20	Seed	Factors responsible for conception.	bījam	बीजम्
ITA-2.2.21	Male seed	Male factors responsible for conception.	puṃbījam	पुंबीजम्
ITA-2.2.22	Female seed	Female factors responsible for conception. Generally referred to along with menstrual fluid.	strībījam	स्त्रीबीजम्
ITA-2.2.23	Virility	Generative power, potency to produce a healthy progeny.	vṛṣatā	वृषता
ITA-2.2.24	Healthy sperm, ovum	Normal, healthy and potential sperm or ovum.	kārmuka-bījam	कार्मुकबीजम्

Term ID	English term	Description	Sanskrit term in IAST*	Sanskrit term
ITA-2.2.25	Ojas	The essence of seven fundamental structural components: vital for life, providing strength and resistance to disease and supporting mental function.	ojas	ओजस्
ITA-2.2.26	Equilibrium of fundamental structural components	Equilibrium of fundamental structural components is indicated by the absence or alleviation of disorder. Criteria for equilibrium of fundamental structural components include alleviation of disorder, normalcy of voice and complexion, development of the body, increase in strength, desire for food, proper and timely digestion of the food taken, timely sleep, elimination of urine, faeces and semen and overall normalcy of mind, intellect and senses.	dhātusāmyam	धातुसाम्यम्
ITA-2.2.27	Immunity, strength, physical endurance	This is classified into three types: innate strength, acquired strength and seasonal strength	balam, vyādhikṣamatvam	बलम्, व्याधिक्षमत्वम्
ITA-2.2.28	Innate strength	Innate strength or immunity present since birth.	sahaja-balam	सहजबलम्
ITA-2.2.29	Acquired strength	Strength or immunity attained by the application of rational means such as rejuvenation therapy.	yuktikṛta-balam	युक्तिकृतबलम्
ITA-2.2.30	Seasonal strength	Strength attained by virtue of a favourable season or age, i.e. winter season, youth.	kālaja-balam	कालजबलम्
2.3	**Supportive structural components**			
ITA-2.3.1	Supportive structural component	Supportive structural components; formed from the fundamental structural components; they do not undergo further transformation: breast milk, menstrual blood, tendons, tubular structures of the body, muscle fat, skin and sinews.	upadhātuḥ	उपधातुः
ITA-2.3.2	Breast milk	Supportive structural component of primary circulating nutrient fluid. It is composed predominantly of the basic element water and nourishes the baby.	stanyam	स्तन्यम्

Term ID	English term	Description	Sanskrit term in IAST*	Sanskrit term
ITA-2.3.3	Menstrual blood	Supportive structural component of primary circulating nutrient fluid (rasa).	ārtavam, puṣpam, antaḥpuṣpam, śoṇitam, ārtavaśoṇitam, raja, rajasrāvaḥ	आर्तवम्, पुष्पम्, अन्तःपुष्पम्, शोणितम्, आर्तवशोणितम्, रज, रजस्रावः
ITA-2.3.4	Tendon	Supportive structural component of blood	kaṇḍarā	कण्डरा
ITA-2.3.5	Intramuscular fat	Supportive structural component of muscle.	vasā	वसा
2.4	**Excretory products**			
ITA-2.4.1	Excretory products	Waste products formed during various stages of digestion and metabolism; one of the fundamental constituents of the human body along with dosha (regulatory functional factors) and fundamental structural components; there are two categories: waste products from digestion of food and waste products from transformation of structural components. The waste products from digestion of food comprise urine and faeces. The waste products from transformation of structural components are: phlegm (excretory form of kapha) from the primary product of digestion (the primary circulating nutrient fluid), bile (excretory form of pitta) from blood, mucus of nose and ear wax from muscle, perspiration from fat, nails and hair from bone, and rheum of the eye from bone marrow.	malaḥ	मलः
ITA-2.4.2	Waste product	The by-products of either digestion or metabolism which are to be eliminated from the body.	kiṭṭam	किट्टम्
ITA-2.4.3	Faeces	A by-product of digestion, the function of which is to support the body in general and vata and digestive, metabolic factors in particular.	purīṣam, śakṛt, viṭ	पुरीषम्, शकृत, विट
ITA-2.4.4	Urine	A by-product of digestion, whose function is to remove excess watery waste from the body.	mūtram	मूत्रम्
ITA-2.4.5	Sweat	The mala of fat, the function of which is to withhold moisture in the skin.	svedaḥ	स्वेदः

Term ID	English term	Description	Sanskrit term in IAST*	Sanskrit term
ITA-2.4.6	Metabolic waste	The waste products of metabolism.	dhātumalaḥ	धातुमलः
ITA-2.4.7	Ear wax		karṇamalaḥ	कर्णमलः
ITA-2.4.8	Rheum		akṣimalaḥ	अक्षिमलः
ITA-2.4.9	Mucus of the nose		nāsikāmalaḥ	नासिकामलः
ITA-2.4.10	Mucus of the oral cavity		āsyamalaḥ	आस्यमलः
ITA-2.4.11	Sebum		lomakūpamalaḥ	लोमकूपमलः
ITA-2.4.12	Smegma		prajananamalaḥ	प्रजननमलः
ITA-2.4.13	Beard and moustache		śmaśru	श्मश्रु
2.5	**Body channels**			
ITA-2.5.1	Channel, conduit	Channels for the transportation of substances from one part to another.	srotaḥ	स्रोतः
ITA-2.5.2	Apertures of the body	The external and internal openings of the body.	kāyacchidram	कायच्छिद्रम्
ITA-2.5.3	Air passages	Passages for air inside the body.	anilāyanam	अनिलायनम्
ITA-2.5.4	Internal channel	Internal tracts, channels, tubes and ducts.	antarmukhasrotaḥ	अन्तर्मुखस्रोतः
ITA-2.5.5	Anal or urethral passage	Passages in the lower part of the body leading to the exterior.	adhaḥsrotaḥ	अधःस्रोतः
ITA-2.5.6	Conduit for vital life	Channels in the body which originate from the heart and carry and circulate vital life (prana) throughout the body.	prāṇavahasrotaḥ	प्राणवहस्रोतः
ITA-2.5.7	Respiratory tract	The pathway for inhaled and exhaled air which extends from the external nares to the alveoli.	ucchvāsamārgaḥ	उच्छ्वासमार्गः

Term ID	English term	Description	Sanskrit term in IAST*	Sanskrit term
ITA-2.5.8	Channel, pathway for fluid circulation	Pathways which refer to water balance in the body.	Udakavahasrotaḥ, ambuvahasrotaḥ, ambumārgaḥ	उदकवहस्रोतः,अम्बुवहस्रोतः, अम्बुमार्गः
ITA-2.5.9	Digestive tract	The pathway for food in the process of digestion.	annavahasrotaḥ	अन्नवहस्रोतः
ITA-2.5.10	Channel carrying nutrient fluids	The pathway mediating and distributing the primary circulating nutrient fluid to the body tissues. Entities related to this channel are the heart and vessels carrying primary circulating nutrient fluid.	rasavahasrotaḥ	रसवहस्रोतः
ITA-2.5.11	Channel carrying blood	The pathway which carries blood. Entities related to this channel are the liver and spleen.	Raktavahasrotaḥ	रक्तवहस्रोतः
ITA-2.5.12	Blood vessels		asṛgvahā	असृग्वहा
ITA-2.5.13	Conduit nourishing muscle	Related entities are tendons and skin.	māṃsavahasrotaḥ	मांसवहस्रोतः
ITA-2.5.14	Channel carrying fat	The pathway for fat. Entities related to this channel are the kidneys and omentum.	medovahasrotaḥ	मेदोवहस्रोतः
ITA-2.5.15	Channel carrying bone	The pathway for bone. Entities related to this channel are fat and the hip region.	asthivahasrotaḥ	अस्थिवहस्रोतः
ITA-2.5.16	Channel carrying bone marrow	The pathway for bone marrow. Entities related to this channel are bone and joints.	majjāvahasrotaḥ	मज्जावहस्रोतः
ITA-2.5.17	Channel carrying structural components of reproduction	The pathway for structural components of reproduction. Entities related to this channel are the testicles and penis.	śukravahasrotaḥ	शुक्रवहस्रोतः
ITA-2.5.18	Female reproductive system	All channels which are physiologically important in the regulation of the menstrual cycle.	ārtavavaha-srotaḥ	आर्तववहस्रोतः
ITA-2.5.19	Urinary tract	The pathway for urine. Entities related to this channel are the bladder and groin.	mūtravahasrotaḥ	मूत्रवहस्रोतः

Term ID	English term	Description	Sanskrit term in IAST*	Sanskrit term
ITA-2.5.20	Channel in which faeces is formed and excreted	The pathway for faeces. Entities related to this channel are the large intestines and rectum.	purīṣavahasrotaḥ	पुरीषवहस्रोतः
2.6	**Digestion and metabolism**			
ITA-2.6.1	Digestive, metabolic factors	The collective term for the various factors governing digestion and metabolism or food transformation which are basic element fire -predominant.	agniḥ	अग्निः
ITA-2.6.2	Metabolic factors of the body	Factors responsible for digestion and metabolism or food transformation.	kāyāgniḥ	कायाग्निः
ITA-2.6.3	Metabolic factors located in the digestive tract	Transformative factors in the gastrointestinal tract.	jāṭharāgniḥ	जाठराग्निः
ITA-2.6.4	Digestion at gastro-intestinal tract level		avasthāpākaḥ	अवस्थापाक
ITA-2.6.5	Transformation at the level of absorption, assimilation		niṣṭhāpākaḥ	निष्ठापाकः
ITA-2.6.6	Metabolic factors located in structural components	Transformative factors at structural component level which governs the transformation of one fundamental structural component into another: i.e. primary circulating nutrient metabolic factors, blood metabolic factors, muscle metabolic factors, fat metabolic factors, bone metabolic factors, bone-marrow metabolic factors, semen and reproductive tissue metabolic factors.	dhātvagniḥ [rasāgni, raktāgni, māṃsāgni, medo-agni, asthyagni, majjādhātvagniḥ, śukradhātvagniḥ]	धात्वग्नि (रसाग्निः, रक्ताग्निः, मांसाग्निः, मेदो अग्निः, अस्थ्यग्निः, मज्जाधात्वग्निः, शुक्रधात्वग्निः)

Term ID	English term	Description	Sanskrit term in IAST*	Sanskrit term
ITA-2.6.7	Transforming factors acting at the level of the basic elements	Transformative factors at the level of the five basic elements. It acts at two levels: 1. together with digestive fire during digestion; and 2. together with metabolic factors located in structural components during fundamental structural component level metabolism. There are five types: transforming factors of earth element, water element, fire element, air element and space element.	bhūtāgniḥ	भूताग्निः
ITA-2.6.8	Normal state of digestive, metabolic factors	A state in which the action of transformative factor is normal due to all three dosha being in functional balance.	samāgniḥ	समाग्निः
ITA-2.6.9	Intense state of digestive, metabolic factors	A state in which the action of transformative factor is considerably intensified due to the dominant influence of pitta.	tīkṣṇāgniḥ	तीक्ष्णाग्निः
ITA-2.6.10	Irregular state of digestive, metabolic factors	A state in which the action of transformative factor is rendered erratic (either excessive, diminished or fluctuating) due to the dominant influence of vata.	viṣamāgniḥ	विषमाग्निः
ITA-2.6.11	Depressed or weak state of digestive, metabolic factors	A state in which the action of transformative factor is weak or depressed due to the dominant influence of kapha.	mandāgniḥ	मन्दाग्निः
ITA-2.6.12	Metabolic factors located in primary circulating nutrient fluid	The transformative factor which converts digested food to primary circulating nutrient fluid.	rasadhātvagniḥ	रसधात्वग्निः
ITA-2.6.13	Metabolic factors located in blood	The transformative factor which converts primary circulating nutrient fluid to blood .	raktadhātvagniḥ	रक्तधात्वग्निः
ITA-2.6.14	Metabolic factors located in muscle	The transformative factor which converts blood to muscle tissue	māṃsadhātvagniḥ	मांसधात्वग्निः
ITA-2.6.15	Metabolic factors located in fat	The transformative factor which converts muscle tissue to fat	medodhātvagniḥ	मेदोधात्वग्निः

Term ID	English term	Description	Sanskrit term in IAST*	Sanskrit term
ITA-2.6.16	Metabolic factors located in bone	The transformative factor which converts fat to bone	asthidhātvagniḥ	अस्थिधात्वग्निः
ITA-2.6.17	Metabolic factors located in bone marrow	The transformative factor which converts bone to bone marrow	majjādhātvagniḥ	मज्जाधात्वग्निः
ITA-2.6.18	Metabolic factors located in semen	The transformative factor which converts bone marrow to reproductive fluids and semen .	śukradhātvagniḥ	शुक्रधात्वग्निः
ITA-2.6.19	Theory of sequential transformation	A theory to explain the process of nourishment of fundamental structural components: it states that the seven structural components are sequentially transformed from primary circulating nutrient fluid (primary product of digestion) to semen just as milk is transformed into curd and then butter and ghee.	kṣīradadhinyāyaḥ	क्षीरदधिन्यायः
ITA-2.6.20	Theory of serial distribution	A theory to explain the nourishment of fundamental structural components: it states that primary circulating nutrient fluid (primary product of digestion) is supplied to all seven structural components through channels for their nourishment, just as tributary canals subdivide and distribute irrigation water to every part of a paddy field.	kedārīkulyānyāyaḥ	केदारीकुल्यन्यायः
ITA-2.6.21	Theory of selective uptake	A theory to explain the process of nourishment of fundamental structural components: it states that each structural component selectively absorbs its specific nutrients just as a pigeon picks grains from a granary according to its need.	khalekapotanyāyaḥ	खलेकपोतन्यायः
ITA-2.6.22	Chyle	The nourishing part of food which forms the primary circulating nutrient fluid (primary product of digestion), under the action of transformative factors in the gastrointestinal tract following digestion.	āhārarasaḥ	आहाररसः
ITA-2.6.23	Sweet predominant stage of digestion	During the first and initial stage of digestion in the gastrointestinal tract the ingested food is transformed to a predominantly sweet state. This results in the generation of kapha-dosha.	madhuraavasthāpākaḥ	मधुरावस्थापाकः

Term ID	English term	Description	Sanskrit term in IAST*	Sanskrit term
ITA-2.6.24	Sour predominant stage of digestion	During the second and intermediate stage of digestion in the gastrointestinal tract the ingested food is transformed to a predominantly sour state. This results in the generation of pitta-dosha.	amla avasthāpākaḥ	अम्लावस्थापाकः
ITA-2.6.25	Pungent predominant stage of digestion	During the third and final stage of digestion in the gastrointestinal tract the ingested food is transformed to a predominantly pungent state. This results in the generation of vata-dosha.	kaṭuavasthāpākaḥ	कटु-अवस्थापाकः
ITA-2.6.26	Digestion, metabolism, bio- transformation	The function of transformative factor.	pākaḥ	पाकः
ITA-2.6.27	Digestive power	The capacity to digest consumed food.	jaraṇaśaktiḥ	जरणशक्तिः
ITA-2.6.28	Ingestive power, food intake capacity	The capacity to ingest food, the amount of food which does not disturb an individual's physiological functions. It differs from person to person and from time to time, being directly dependent on the individual's digestive fire and psychological status.	abhyavaharaṇa-śaktiḥ	अभ्यवहरणशक्तिः
ITA-2.6.29	Three divisions of stomach capacity	A division of stomach capacity into three parts, i.e.one part for solid items, one part for liquids and one part to be left empty for vata, pitta and kapha.	trividha-kukṣiḥ	त्रिविधकुक्षिः
ITA-2.6.30	Digestion	The fundamental function of transformative factors in the gastrointestinal tract.	pācanam	पाचनम्
ITA-2.6.31	Nutrient part of food	The nutrient component formed during the various processes of biotransformation.	prasādaḥ	प्रसादः
ITA-2.6.32	Initial phase of digestion	The initial phase of digestion which involves the action of transformative factors on food in the gastrointestinal tract , which has three sequential stages resulting in the production of kapha, pitta and vata respectively.	avasthāpākaḥ	अवस्थापाकः

Term ID	English term	Description	Sanskrit term in IAST*	Sanskrit term
ITA-2.6.33	Final phase of digestion	The final phase of action of transformative factors in the gastrointestinal tract on food, which results in the separation of nutrient part and waste product, and the manifestation of post-digestive transformation).	niṣṭhāpākaḥ	निष्ठापाकः
ITA-2.6.34	Internal-external division	An arbitrary division of the body into interior and exterior parts for descriptive purposes.	antarbahirvibhāgaḥ	अन्तर्बहिर्विभागः
ITA-2.6.35	Superior-inferior division	An arbitrary division of the body into superior (cranial) and inferior (caudal) parts for descriptive purposes.	uttarādhara-vibhāgaḥ	उत्तराधरविभागः
ITA-2.6.36	Anterior-posterior division	An arbitrary division of the body into anterior (ventral) and posterior (dorsal) parts for descriptive purposes.	pūrvapaścima-vibhāgaḥ	पूर्वपश्चिमविभागः
ITA-2.6.37	Bowel habit	Depending on the predominant dosha, the bowel habit of an individual can be classified physiologically as normal bowel, soft bowel or costive bowel. The term koshta also denotes abdomen.	koṣṭhaḥ	कोष्ठः
ITA-2.6.38	Normal bowel habit	A physiological type of bowel habit due to the dominance of either kapha, or all three dosha being in functional balance. The individual with this type of bowel habit passes stools which are neither soft nor costive.	madhyama-koṣṭhaḥ	मध्यमकोष्ठः
ITA-2.6.39	Soft bowel habit	A physiological type of bowel habit due to the dominance of pitta. The individual with this type of bowel habit passes soft bowel motions without straining.	mṛdukoṣṭhaḥ	मृदुकोष्ठः
ITA-2.6.40	Costive bowel habit	A physiological type of bowel habit due to the dominance of vata.. The individual with this type of bowel habit either has hard bowel motions or needs to strain at stool.	krūra-koṣṭhaḥ	क्रूरकोष्ठः

Term ID	English term	Description	Sanskrit term in IAST*	Sanskrit term
2.7	**Natural urges**			
ITA-2.7.1	Urges	The natural urges are considered to be of two types: suppressible and non-suppressible	vegaḥ	वेगः
ITA-2.7.2	Suppressible urges	Emotions or thoughts which need to be expressed carefully or even suppressed or discouraged owing to the undersirable consequences of their expression, e.g. the urge to engage in adventures, extreme activities of the psyche (greed, grief, fear, anger, egoism, shamelessness/impudence, jealousy, excessive affliction and desire to acquire someone else's wealth); speech (harsh words, excessive talking, gossip intended to harm others or backbiting, lying and untimely discourse) and body (physical actions intended to trouble others, excessive indulgence in sex, stealing and forms of violence including persecution).	dhāraṇīya-vegaḥ	धारणीयवेगः
ITA-2.7.3	Non-suppressible urges	The natural urges of the body which should not be curbed or inhibited, i.e. passage of urine, stools, semen, vomiting, sneezing, burping, yawning, hunger, thirst, tears, sleep and breath. Their inhibition results in a multitude of disorders.	adhāraṇīya-vegaḥ	अधारणीयवेगः

Term ID	English term	Description	Sanskrit term in IAST*	Sanskrit term
2.8	**Body constitution**			
ITA-2.8.1	An individual's inherent nature	An individual's inherent nature is the discrete phenotype of an individual based on physical, psychological, physiological and behavioural traits, independently of social, ethnic and geographical variables. It represents a person's baseline state of optimal functioning of both body and mind. The predominant expression of an individual's inherent nature in bodily functions is known as body constitution with a predominance of dosha (doshaprakṛti) and its expression in the domains of mental and physical personality is called kaya/manasaprakriti. However, for all practical purposes the doshaprakriti and kaya of an individual need to be interpreted in consideration with the following entities: ethnicity (jaati), familial inheritance, genetics (kula), the influence of a specific geographical region and climate (desha), as well as the ageing process (kala).	prakṛtiḥ	प्रकृतिः
ITA-2.8.2	Body constitution with a predominance of dosha	Body constitution with a predominance of dosha (doshaprakriti) is a result of the baseline state of the doshas of sperm (shukra) and ovum (shonita) at the time of conception. Doshaprakriti is unique to each individual. It is immutable and does not change during a lifespan.	doṣaprakṛti	दोषप्रकृति

Term ID	English term	Description	Sanskrit term in IAST*	Sanskrit term
ITA-2.8.3	Body constitution with a predominance of vata	The characters of a vata-predominant person are greatly influenced by its qualities: dryness, lightness, perpetually moving, expanding, proliferating, quick, cold, roughness and fragility. Accordingly, the person will have inherent characteristics such as thinness, light weight and build, with prominent tendons and veins; unstable/highly flexible joints; rough hair, nails, teeth, face, hands and legs; fragile (easily breaking/cracking/splitting) body structures (skin/bones/hair/lips/heels); hypersensitivity to cold (shivering/stiffness), intolerance of cold; with an unclear, unpleasant, feeble, stammering, broken and hoarse voice; an unsteady gaze, always restless body parts (eyebrows, jaws, lips, tongue, head, shoulder and legs); a cracking sound from joints on movement; sleeps less, and is easily awakened or stays awake; talkative; quick to act (fast gait, eating, speech); has swift and often hasty initiation of actions; is easily agitated, intolerant, subordinated or frightened; is quick to comprehend but less memory; and rapidly becomes fond as well as disenchanted.	vātaprakṛtiḥ	वातप्रकृतिः

Term ID	English term	Description	Sanskrit term in IAST*	Sanskrit term
ITA-2.8.4	Body constitution with a predominance of pitta	The characters of a pitta predominant person are greatly influenced by its qualities: hotness, sharpness, fluidity, pungency, sourness and its characteristic fleshy smell. Accordingly, the person will have inherent characteristics such as a soft and supple body, presence of moles, reddish tinge to facial skin; with pimples, freckles and marks; soft and brown hair on the face, head and other parts of the body; with lax muscles and flexible joints; intolerance of heat; strong digestive power; excessive hunger and thirst; a higher intake of food and drinks in quantity and frequency; sweat profusely; greater than normal formation and passing of stool and urine; a foul-smelling body odour especially at the axilla, scalp, mouth and head; with less semen and sexual desire; show the early appearance of wrinkles, premature greying and baldness; and with a tendency for frequent ulceration of the mouth.	pittaprakṛtiḥ	पित्तप्रकृतिः
ITA-2.8.5	Body constitution with a predominance of kapha	The characters of a kapha predominant person are greatly influenced by its qualities: oiliness, smoothness, softness, density, firmness, heaviness, cold, slowness, stability, viscousness and clarity. Accordingly, the person will have inherent characteristics such as being well built and well formed, with a firm, compact, heavy, steady and pleasant body; with compact joints, and an oily, smooth and soft skin without moles, freckles or dryness; a stable gait; with less hunger and thirst; slow eating habits; an increased amount of semen and sexual desire; slow in action and speech; soft voiced; reduced sweating; with slow and often delayed initiation of action; a cheerful and pleasant appearance, with a calm and easy-going attitude.	kaphaprakṛtiḥ	कफप्रकृतिः
ITA-2.8.6	Body constitution with a predominance of vata and pitta	A body constitution with predominantly mixed features of vata and pitta.	vātapittaprakṛtiḥ	वातपित्तप्रकृतिः

Term ID	English term	Description	Sanskrit term in IAST*	Sanskrit term
ITA-2.8.7	Body constitution with a predominance of pitta and kapha	A body constitution with predominantly mixed features of pitta and kapha.	pittakaphaprakṛtiḥ	पित्तकफप्रकृतिः
ITA-2.8.8	Body constitution with a predominance of kapha and vāta	A body constitution with predominantly mixed features of kapha and vata.	kaphavātaprakṛtiḥ	कफवातप्रकृतिः
ITA-2.8.9	Body constitution in terms of the three dosha		ṭridoṣajaprakṛtiḥ	त्रिदोषजप्रकृतिः
ITA-2.8.10	Specific mental and physical personality type	Mental and physical personality type characterized by specific qualities. The basic tendencies of the mind, intellect and behaviour are a result of the dominance of the three primordial psychophysical attributes of nature: tranquillity, harmony (satva), agitation, activity (rajas) and inertia (tamas). Although difficult, it is possible that the specific mental and physical personality type may be influenced and refined by education and the inculcation of spiritual values.	kāyaḥ, mānasaprakṛti	कायः, मानसप्रकृति
ITA-2.8.11	Person with tranquil, harmonious tempera-ment	The mental and physical characteristics of the person with a tranquil, harmonious temperament are purity, bravery and tolerance.	sattvakāyaḥ	सत्त्वकायः
ITA-2.8.12	Person with pure, truthful temperament	The characteristics of the person with a pure, truthful temperament are purity, devoutness, knowledge seeking, respectful of elders, a good host and an ardent performer of rituals.	brahmakāyaḥ	ब्रह्मकायः
ITA-2.8.13	Person with prosperous, leading temperament	The characteristics of the person with prosperous, leading temperament are greatness, bravery, commanding habits, a follower of religious teachings and someone who looks after dependent people.	māhendrakāyaḥ	माहेन्द्रकायः

Term ID	English term	Description	Sanskrit term in IAST*	Sanskrit term
ITA-2.8.14	Person with brave, patient temperament	The characteristics of the person with a brave, patient temperament is a liking for the cold, tolerance, reddish-brown hair and pleasant discourse.	vāruṇakāyaḥ	वारुणकायः
ITA-2.8.15	Person with wealthy, luxurious temperament	The characteristics of the person with a wealthy, luxurious temperament are impartiality, tolerance, ability to make money and amass wealth, and high fertility.	kauberakāyaḥ	कौबेरकायः
ITA-2.8.16	Person with artistic, celebrating temperament	The characteristics of the person with an artistic, celebrating temperament are a liking for pleasant smells, a liking for garlands, a passion for dancing and music and a fondness of roaming.	gandharvakāyaḥ	गन्धर्वकायः
ITA-2.8.17	Person with judicious, prompt temperament	The characteristics of person with a judicious, prompt temperament are doing the right things with tireless energy, fearlessness, a good and retentive memory, freedom from attachments and infatuations, and a lack of vanity and jealousy.	yāmyakāyaḥ	याम्यकायः
ITA-2.8.18	Person with scholarly, religious temperament	The characteristics of the person with a scholarly, religious temperament are performing and mentally repeating a sacred name and fasting, observing vows, practising celibacy, performing oblations, studying extensively, possessing knowledge and erudition.	ṛṣikāyaḥ	ऋषिकायः
ITA-2.8.19	Person with agitated, reactive temperament	The mental and physical characteristics of the person with an agitated, reactive temperament are violence, cowardice, jealousy and greed.	rājasikakāyaḥ	राजसिककायः
ITA-2.8.20	Person with brave, cruel temperament	The characteristics of the person with a brave, cruel temperament are attaining prosperity, fearfulness or violence, courageousness, angriness, jealousy of others' progress, eating alone and voraciously.	āsurakāyaḥ	आसुरकायः
ITA-2.8.21	Person with simultaneously brave and timid temperament	The characteristics of the person with a simultaneously brave and timid temperament are strength or sharpness of action, laboriousness, cowardice, angriness, deceptiveness, and quickness of action and behaviour.	sarpakāyaḥ	सर्पकायः

Term ID	English term	Description	Sanskrit term in IAST*	Sanskrit term
ITA-2.8.22	Person with intolerant, unsteady temperament	The characteristics of the person with an intolerant, unsteady temperament are overindulgence in sexual activity, incessant eating, intolerance or impatience, and unsteadiness of mind.	śākunikāyaḥ	शाकुनिकायः
ITA-2.8.23	Person with intolerant, angry temperament	The characteristics of the person with an intolerant, angry temperament are a preference for solitude, wrathfulness, jealousy of others' progress and irreligiousness.	rākṣasakāyaḥ	राक्षसकायः
ITA-2.8.24	Person with overeating, unclean, hypersexual temperament	The characteristics of the person with an overeating, unclean, hypersexual temperament are eating what is left by others; angriness; liking for adventure, fondness for women, shamelessness.	paiśācakāyaḥ	पैशाचकायः
ITA-2.8.25	Person with sorrowful, jealous temperament	The characteristics of the person with a sorrowful, jealous temperament are a dislike of giving possessions to others, laziness, unhappiness, jealousy of others' progress, greediness or lack of charity.	pretakāyaḥ	प्रेतकायः
ITA-2.8.26	Person with inertial temperament	The mental and physical characteristics of the person with an inertial temperament are laziness, fickleness and indecisiveness.	tāmasakāyaḥ	तामसकायः
ITA-2.8.27	Person with cowardly, unintelligent temperament	The characteristics of the person with a cowardly, unintelligent temperament are dullness, lack of grasping power, slowness and laziness, daily dreams of intercourse and indecisiveness.	pāśavakāyaḥ	पाशवकायः
ITA-2.8.28	Person with timid, unintelligent temperament	The characteristics of the person with a timid, unintelligent temperament are fickleness and instability, foolishness, cowardice, affinity for water, and a tendency to fight with people of a similar type.	matsyakāyaḥ	मात्स्यकायः
ITA-2.8.29	Person with lazy, unintelligent temperament	The characteristics of the person with a lazy, unintelligent temperament are a preference for being sedentary, an excess craving for food, a lack of feeling for tranquillity, soft deeds, no inclination for righteous or religious activities, a lack of passions and no desire for wealth.	vānaspatyakāyaḥ	वानस्पत्यकायः

Term ID	English term	Description	Sanskrit term in IAST*	Sanskrit term
2.8.1	**Predominance of a specific fundamental structural component**			
ITA-2.8.1.1	Predominance of a particular fundamental structural component in a person		sāraḥ	सारः
ITA-2.8.1.2	Person with predominance or essence of primary circulating nutrient fluid	Characterized by features such as unctuousness in ears, eyes, mouth, tongue, nose, lips, palms or soles, nails, forehead, penis with no signs of pallor and having a charming or pleasant personality.	tvak-sāraḥ, rasa sāraḥ	त्वक्सारः, रससारः
ITA-2.8.1.3	Person with predominance or essence of blood	Characterized by features such as redness, unctuousness of ears, eyes, mouth, face, tongue, nose, lips, palms, soles, nails, forehead, penis and a pleasant personality.	rakta-sāraḥ	रक्तसारः
ITA-2.8.1.4	Person with predominance or essence of muscle	Characterized by features such as having large, prominent, muscular and visually pleasing temples, forehead, nape of neck, eyes, cheeks, jaw, neck, shoulder, abdomen, axillae, chest, upper limb joints and lower limb joints; readiness to forgive and forbearance; patience and steadiness; lack of greediness; wealth; knowledge; happiness; simplicity; health; strength and longevity.	māṃsa-sāraḥ	मांससारः
ITA-2.8.1.5	Person with predominance or essence of fat	Characterized by features such as glossy complexion; smooth and pleasant voice; shining eyes; shining and glossy scalp and body hair, nails, teeth and lips; unctuous urine and faeces; being endowed with wealth; prosperity; happiness; enjoyment; simplicity; softness and being gentle in activities.	medosāraḥ	मेदोसारः
ITA-2.8.1.6	Person with predominance or essence of bone	Characterized by features such as having large heels, ankles, knees, forearms, clavicles, chin, head, joints, bones, nails, teeth; having great enthusiasm; dynamism; ability to tolerate suffering; having firmness of body and longevity.	asthi-sāraḥ	अस्थिसारः

Term ID	English term	Description	Sanskrit term in IAST*	Sanskrit term
ITA-2.8.1.7	Person with predominance or essence of bone marrow	Characterized by features such as, having soft body parts; good physical strength; unctuous complexion; pleasant and soft voice; large and round joints; longevity; strength and excellence in learning, attainment of wealth, knowledge and honour.	majjasāraḥ	मज्जासारः
ITA-2.8.1.8	Person with predominance or essence of semen	Characterized by features such as, gentleness; milky-looking eyes; enthusiasm; smooth and pleasant voice; large buttocks; strength; happiness; prosperity; health; wealth and many progeny.	śukra-sāraḥ	शुक्रसारः
ITA-2.8.1.9	Person with predominance or essence of strong willpower	Characterized by features such as good memory; devotion; gratefulness; wisdom; pure in body thought words and deeds; great enthusiasm; erudition and knowledge; courage; valour in fighting; absence of sorrow; proper gait; depth of wisdom; relevance of activities; sincerity and virtuousness of acts.	sattva-sāraḥ	सत्त्वसारः
ITA-2.8.1.10	Person with predominance or essence of all seven fundamental structural components	Characterized by features such as strength; happiness; ability to tolerate suffering; self-confidence in all undertakings; sincerity and virtuousness in acts; firm, well-built body; correct gait; melodious, soft and pleasant voice; attainment of happiness, prosperity, wealth and longevity; having many progeny and resistant to diseases.	sarva-sāraḥ, oja-sāraḥ	सर्वसारः, ओजस्सारः
2.9	**Inevitable life events**			
ITA-2.9.1	Age		vayaḥ/kālaḥ	वयः/ कालः

Term ID	English term	Description	Sanskrit term in IAST*	Sanskrit term
ITA-2.9.2	Senility	The characteristics of this state are: diminution of structural components on a day-by-day basis; diminished perceptiveness of sense organs; diminished physical strength; diminished potency or semen; diminished energy; wrinkles; greying of hair; baldness; cough; breathlessness or difficulty breathing; inability to perform the full range of activities; diminished digestive, metabolic capacity; aggravated vata; loss of distinction of a particular structural component; loosened muscles, joints and bones; hardness or roughness of skin; body curvature; shivering or trembling; excessive nasal discharge or drooling.	vārdhakyam	वार्धक्यम्
ITA-2.9.3	Death		maraṇam	मरणम्
2.9.1	**Conception, pregnancy**			
ITA-2.9.1.1	Women during optimum period for conception	The characteristics of this state are an enlarged, bulky face; pleasant face; pleasant state of mind; moist face or mouth; moist teeth; desire for male companionship; fondness for stories or chatting; relaxed or loose abdomen; relaxed eyes; relaxed mind; flickering of arms; quivering of breasts; quivering in pelvis; quivering in umbilical region; quivering in thighs; quivering in pelvic region; quivering in hips; excitement; curiosity; emaciated face.	ṛtumatiḥ	ऋतुमतिः
ITA-2.9.1.2	Pregnant state, visible signs of pregnancy	The characteristics of this state are cessation of menstruation; excessive salivation; disinclination for food; vomiting; tastelessness; desire for sour tastes; seeking attention by speaking in a loud voice; heaviness of limbs; eye fatigue; milk droplets in breasts; darkening of lips; darkening of breast areola and nipple; severe pedal oedema; appearance of striate on abdomen; dilatation of yoni; approximation of eyelashes; aversion to pleasant smells; excessive salivation and tiredness.	garbhavastha/ vyakta-garbhaḥ	गर्भावस्था / व्यक्तगर्भः

Term ID	English term	Description	Sanskrit term in IAST*	Sanskrit term
ITA-2.9.1.3	First phase of pregnancy	The characteristic of this state is pain.	upasthitagarbhaḥ	उपस्थितगर्भा
ITA-2.9.1.4	Early signs of conception	The characteristics of this state are exhaustion or fatigue; fatigue in mind and body; thirst; weakness or fatigue of the thighs; conjoining of ovum and sperm; quivering of vagina; retention of sperm and ovum in the vagina; satiety; heaviness; pulsating sensation; heart palpitations; drowsiness or lassitude; horripilation.	sadyogarbhaḥ	सद्योगर्भः
ITA-2.9.1.5	Foetal growth and development	The characteristics of this state are enlargement of the abdomen; perspiration in the pregnant woman.	garbhavṛddhiḥ	गर्भवृद्धिः
ITA-2.9.1.6	First month of pregnancy	This month is characterized by a small round lump; unmanifested form; though present body parts are not conspicuous	prathamamāsa-garbhaḥ	प्रथममासगर्भः
ITA-2.9.1.7	Second month of pregnancy	This month is characterized by the embryo taking on a compact form; round mass (male); elongated muscle shape (female).	dvitīyamāsa-garbhaḥ	द्वितीयमासगर्भः
ITA-2.9.1.8	Third month of pregnancy	This month is characterized by the simultaneous manifestation of all the sense faculties; simultaneous manifestation of various bodily organs; manifestation of hands; manifestation of legs; manifestation of head; minute forms of body organs.	tṛtīyamāsa-garbhaḥ	तृतीयमासगर्भः
ITA-2.9.1.9	Fourth month of pregnancy	This month is characterized by increasing foetal stabilization, and an increasing excessive heaviness in the body of the pregnant woman; appearance of all body organs and adjuncts; appearance of body parts.	caturthamāsa-garbhaḥ	चतुर्थमासगर्भः
ITA-2.9.1.10	Fifth month of pregnancy	This month is characterized by excessive increase in foetal fleshiness; an excessive increase in blood; thinning of the pregnant woman; appearance of mind and intellect; consciousness.	pañcamamāsa-garbhaḥ	पञ्चममासगर्भः

Term ID	English term	Description	Sanskrit term in IAST*	Sanskrit term
ITA-2.9.1.11	Sixth month of pregnancy	This month is characterized by an excessive increase in foetal strength; an increase in foetal complexion; appearance of intellect; appearance of tendons; appearance of veins; appearance of body hair; appearance of nails; appearance of skin; the pregnant woman loses her strength and complexion.	ṣaṣṭamamāsa-garbhaḥ	षष्ठमासगर्भः
ITA-2.9.1.12	Seventh month of pregnancy	This month is characterized by nourishment of all foetal elements; fatigue of the pregnant woman; complete foetal development; clear manifestation of all body parts and organs; full formation of body parts.	saptamamāsa-garbhaḥ	सप्तममासगर्भः
ITA-2.9.1.13	Eighth month of pregnancy	This month is characterized by frequent joyfulness of the pregnant woman; frequent exhaustion of the pregnant woman; intermittent foetal movements in the womb; intermittent absence of foetal movements in the womb.	aṣṭamamāsa-garbha:	अष्टममासगर्भः
ITA-2.9.1.14	Onset signs of approaching labour	This month is characterized in the pregnant woman by bodily exhaustion; a tired expression; relaxed eyes; a feeling as if the heart is separating; descent of the abdomen; heaviness in the lower abdomen; a pricking-type pain in the groin; a pricking-type pain in the bladder region; a pricking type-pain in the lower back; a pricking-type pain in the abdomen; a pricking-type pain in the sides of the chest and flanks; a pricking-type pain in the back; vaginal secretions; disinclination for food; appearance of labour pains; secretion of amniotic fluid; laxity of the abdomen; pain in the hips and pelvic region; loss of taste; excessive salivation; frequent excessive urination; pain in the thighs; abdominal pain; lower back pain; pain in the back; precordial and cardiac pain; pain in the bladder region; pain in the groin region; a breaking-type pain in the vagina; splitting type of pain in the labia; a pricking-type pain in the vagina; quivering of the vagina; vaginal secretions; a feeling as if eyes are separating; spitting; frequent excessive defecation.	prajāyanī/ prajananakālaḥ	प्रजायनी / प्रजननकालः

Term ID	English term	Description	Sanskrit term in IAST*	Sanskrit term
ITA-2.9.1.15	Woman about to give birth	The characteristics of this state are pain in the entire back region; frequent defecation; urination; a frothy vaginal discharge.	upasthitaprasavaḥ	उपस्थितप्रसवा
ITA-2.9.1.16	Woman nearing the delivery period	The characteristics of this state are excessive salivation and pain.	āsannaprasavaḥ	आसन्नप्रसवा
ITA-2.9.1.17	Mother in puerperium		sūtikā	सूतिका

3. Structure (anatomical terms)
शरीरः, देहः, कायः

Term ID	English term	Description	Sanskrit term in IAST*	Sanskrit term
3.1	**Whole body**			
ITA-3.1.1	Knowledge pertaining to the body	The study of the body in all its aspects from origin to death.	śārīraḥ	शारीरः
ITA-3.1.2	Body		śarīraḥ, dehaḥ, kāyaḥ, tanuḥ, gātram, vapuḥ	शरीरः, देहः, कायः, तनुः, गात्रम्, वपुः
ITA-3.1.3	Factors responsible for body growth	Body growth is determined by four factors: appropriate time, innate nature, proper nutrition and absence of obstructing or impairing factors.	śarīra-vṛddhikara-bhāvaḥ	शरीरवृद्धिकरभावः
ITA-3.1.4	Healthy body and mind	The state in which all fundamental structural components of the body or dhatu are functioning normally.	śarīra-sampat	शरीरसम्पत्
ITA-3.1.5	Body measurements	Measurements of the whole or part of the body usually described in proportions based on the width of an individual's fingers.	pramāṇam	प्रमाणम्
ITA-3.1.6	Body part		aṅgaḥ	अङ्गः
ITA-3.1.7	Whole body		sarvāṅgaḥ	सर्वाङ्गः
ITA-3.1.8	The six anatomical areas of the body	The six sections of the body comprise the four limbs, the trunk, and the head and neck region.	ṣaḍaṅgam	षडङ्गम्
ITA-3.1.9	A body part or organ	.	avayavaḥ, śarīrāvayavaḥ	अवयवः, शरीरावयवः
ITA-3.1.10	A subsidiary body part		upāṅgaḥ	उपाङ्गः

Term ID	English term	Description	Sanskrit term in IAST*	Sanskrit term
ITA-3.1.11	Orifice		chidram, dvāram, vivaram, suṣiram, kuharam	छिद्रम्, द्वारम्, विवरम्, सुशिरम्, कुहरम्
ITA-3.1.12	Cavity		kūṭaḥ	कूटः
ITA-3.1.13	Covering		chadanam	छदनम्
ITA-3.1.14	Muscular or bony prominence		piṇḍikā	पिण्डिका
ITA-3.1.15	Connecting structures		nibandhinī	निबन्धिनी
ITA-3.1.16	Body region		deśaḥ, aṅga-pradeśaḥ.	देशः, अङ्ग,-प्रदेशः
ITA-3.1.17	Five prominences in the developing fetus	Five prominences in the developing fetus which correspond to the four limbs and head.	gātrapañcakam	गात्रपञ्चकम्
ITA-3.1.18	Body half		śarīrārdham	शरीरार्धम्
ITA-3.1.19	Lower half of the body	The lower half of the body, below the waist.	adhaḥkāyaḥ	अधःकायः
ITA-3.1.20	Upper half of the body	The upper half of the body, above the waist.	ūrdhvakāyaḥ	ऊर्ध्वकायः
ITA-3.1.21	Body half in the sagittal plane, limb		pakṣaḥ	पक्षः
ITA-3.1.22	Head and neck	That part of the body above the clavicle.	ūrdhvajatru	ऊर्ध्वजत्रु
ITA-3.1.23	Upper and lower limbs		śākhā	शाखा

Term ID	English term	Description	Sanskrit term in IAST*	Sanskrit term
3.2	**Head**			
ITA-3.2.1	Head		ūrdhvāṅgam	ऊर्ध्वाङ्गम्
ITA-3.2.2	Head	The uppermost and chief part of the body; head, the site where life force and the sense organs are situated.	śiraḥ, mūrdhā, uttamāṅgam, mastakam	शिरः, मूर्धा, उत्तमाङ्गम्, मस्तकम्
ITA-3.2.3	Skull		kapālaḥ	कपालः
ITA-3.2.4	Temple	One of the ten sites in the body where vital life force is predominantly located.	śaṅkhaḥ	शङ्खः
ITA-3.2.5	Forehead		lalāṭam, alikam	ललाटम्, अलिकम्
ITA-3.2.6	Temple		śaṅkhapradeśaḥ	शङ्खप्रदेशः
3.2.1	**Eye**			
ITA-3.2.1.1	Eye		cakṣuḥ, akṣi, netram	चक्षुः ,अक्षि, नेत्रम्
ITA-3.2.1.2	Eyeball		dṛṣṭi-golakaḥ, nayana-budbudaḥ, akṣi-golakam, akṣigolakatvak	दृष्टिगोलकः, नयन-बुद्बुदः, अक्षि गोलकम् , अक्षि गोलकत्वक्
ITA-3.2.1.3	Orbit		akṣikūṭaḥ, koṭaraḥ	अक्षिकूटः, कोटरः
ITA-3.2.1.4	Eyelid		Vartma, netrakośaḥ, akṣikoṣaḥ,netra-chādana-m,akṣiputam,netrapuṭam,akṣivartma, akṣivartmakoṣaḥ	वर्त्म, नेत्रकोशः, अक्षिकोशः, नेत्र-छादनम् , अक्षिपुटम्, नेत्रपुटम्, अक्षिवर्त्म, अक्षिवर्त्मकोशः
ITA-3.2.1.5	Anatomical junctions of the eye	A common term used to denote the junctions of the eye.	netrasandhiḥ	नेत्रसन्धिः

Term ID	English term	Description	Sanskrit term in IAST*	Sanskrit term
ITA-3.2.1.6	Canthus	A term which denotes the junction between the eyelashes and lids, the sclerocorneal junction, pupillary margins and medial and lateral canthi.	antaḥ	अन्तः
ITA-3.2.1.7	Outer canthus		apāṅgaḥ, apāṅgasandhiḥ	अपाङ्गः, अपाङ्गसन्धिः
ITA-3.2.1.8	Part of the outer canthus		apāṅgadeśaḥ	अपाङ्गदेशः
ITA-3.2.1.9	Inner canthus		Kanīnikā, kanīnasandhiḥ, akṣikanīnikā	कनीनिका, कनीनसन्धिः, अक्षिकनीनिका
ITA-3.2.1.10	Junction of cilia with lid margin		pakṣmavartma-sandhiḥ	पक्ष्मवर्त्मसन्धिः
ITA-3.2.1.11	Junction of palpebral and bulbar conjunctiva		vartma-śukla-sandhiḥ	वर्त्मशुक्लसन्धिः
ITA-3.2.1.12	Sclerocorneal junction		śukla-kṛṣṇa-sandhiḥ	शुक्लकृष्णसन्धिः
ITA-3.2.1.13	Pupillary margin		kṛṣṇa-dṛṣṭi-sandhiḥ	कृष्णदृष्टिसन्धिः
ITA-3.2.1.14	Palpebral junction		vartmasandhiḥ	वर्त्मसन्धिः
ITA-3.2.1.15	Aqueous humour		tejojalam	तेजोजलम्
ITA-3.2.1.16	Nasolacrimal duct		netranāḍī	नेत्रनाडी
ITA-3.2.1.17	Lacrimal fluid (tears)		aśru	अश्रुः
ITA-3.2.1.18	Lacrimal apparatus		aśrumārgaḥ	अश्रुमार्गः
ITA-3.2.1.19	Lacrimal canaliculi		aśruvāhinī	अश्रुवाहिनी

Term ID	English term	Description	Sanskrit term in IAST*	Sanskrit term
ITA-3.2.1.20	Lacrimal duct		Jalavāhinīsirā	जलवाहिनीसिरा
ITA-3.2.1.21	Nerves involved in eyelid opening		Unmeṣiṇīsirā	उन्मेषिणीसिरा
ITA-3.2.1.22	Eyebrows		bhrūḥ	भ्रूः
ITA-3.2.1.23	Eyelashes		pakṣma, pratibālāḥ, akṣipakṣma	पक्ष्म, प्रतिबालः, अक्षिपक्ष्म
ITA-3.2.1.24	Free ends of eyelashes		pakṣmāgram	पक्ष्माग्रम्
ITA-3.2.1.25	Roots of eyelashes		pakṣmāśayaḥ	पक्ष्माशयः
ITA-3.2.1.26	Generic areas of eye and adnexa		maṇḍalam	मण्डलम्
ITA-3.2.1.27	Eyelashes		pakṣmamaṇḍalam	पक्ष्ममण्डलम्
ITA-3.2.1.28	Eyelid		vartmamaṇḍalam	वर्त्ममण्डलम्
ITA-3.2.1.29	Sclera		śuklamaṇḍalam, śvetamaṇḍalam	शुक्लमण्डलम्, श्वेतमण्डलम्
ITA-3.2.1.30	Cornea and iris	The part of the eyeball which is black or coloured (in contrast to the white sclera).	kṛṣṇa-maṇḍalam	कृष्णमण्डलम्
ITA-3.2.1.31	Pupil		dṛṣṭi-maṇḍalam, dṛṣṭiḥ	दृष्टिमण्डलम्, दृष्टिः
ITA-3.2.1.32	Iris		kṛṣṇa-tārakā, tārakā	कृष्णतारका, तारका
ITA-3.2.1.33	Layers of the eye		paṭalam, netratvak	पटलम्, नेत्रत्वक्
ITA-3.2.1.34	Layers of the eyelids		vartmapaṭalam	वर्त्मपटलम्

Term ID	English term	Description	Sanskrit term in IAST*	Sanskrit term
ITA-3.2.1.35	Cornea		tejojalāśrita-bāhya-paṭalam	तेजोजलाश्रितबाह्यपटलम्
ITA-3.2.1.36	Iris and uveal tract		piśitāśritaṃpaṭalam	पिशिताश्रितंपटलम्
ITA-3.2.1.37	Cortical part of lens and vitreous humour		medasāśritaṃpaṭalam	मेदसाश्रितंपटलम्
ITA-3.2.1.38	Nuclear part of lens	The fourth layer of the eye.	asthyāśritaṃpaṭalam	अस्थ्याश्रितंपटलम्
3.2.2	**Nose**			
ITA-3.2.2.1	Nose		nāsikā, ghrāṇaḥ, nāsā	नासिका, घ्राणः, नासा
ITA-3.2.2.2	Tip of the nose		nāsāgram, agranāsikā	नासाग्रम्, अग्रनासिका
ITA-3.2.2.3	Cavity of the nose		nāsāpuṭam	नासापुटम्
ITA-3.2.2.4	Bridge of the nose		nāsāvaṃśaḥ, nāsāsthidaṇḍaḥ	नासावंशः, नासास्थिदण्डः
ITA-3.2.2.5	Upper part of nasal cavity		ghrāṇamūlam	घ्राणमूलम्
ITA-3.2.2.6	External aperture of the nose		nāsānāḍī	नासानाडी
ITA-3.2.2.7	Nasal passage		ghrāṇamārgaḥ	घ्राणमार्गः
ITA-3.2.2.8	Nostril		nāsāsrotaḥ	नासास्रोतः
ITA-3.2.2.9	Ala of nose		nāsāpuṭa-bahirbhāgaḥ	नासापुटबहिर्भागः
ITA-3.2.2.10	Inner canthus		nāsākṣi-sandhiḥ	नासाक्षिसन्धिः

Term ID	English term	Description	Sanskrit term in IAST*	Sanskrit term
ITA-3.2.2.11	Nostril		nāsārandhram, nāsāvivaram	नासारन्ध्रम्, नासाविवरम्
ITA-3.2.2.12	Nostril, anterior nares		nāsikāpuṭam	नासिकापुटम्
3.2.3	**Ear**			
ITA-3.2.3.1	Ear		karṇaḥ, śrotram, śravaṇam	कर्णः, श्रोत्रम्, श्रवणम्
ITA-3.2.3.2	Ear cavity		śravaṇasrotas	श्रवणस्रोतस्
ITA-3.2.3.3	Conduits carrying sound		śabdānuvahā, śabdābhivahā, śabdapathaḥ, śabdavahasrotas	शब्दानुवहा, शब्दाभिवहा, शब्दपथः, शब्दवहस्रोतस्
ITA-3.2.3.4	Parotid region		karṇamūlam	कर्णमूलम्
ITA-3.2.3.5	External auditory canal		karṇanāḍī	कर्णनाडी
ITA-3.2.3.6	Base of the ear, pinna		karṇapīṭham	कर्णपीठम्
ITA-3.2.3.7	Lobe of the ear		karṇapālī, karṇalatikā	कर्णपाली, कर्णलतिका
ITA-3.2.3.8	External ear, tragus		karṇaputrakaḥ	कर्णपुत्रकः
ITA-3.2.3.9	Mastoid region		karṇaprṣṭham	कर्णपृष्ठम्
ITA-3.2.3.10	External ear		karṇaśaṣkulikā	कर्णशष्कुलिका
ITA-3.2.3.11	Concha of the ear		karṇāvaṭuḥ	कर्णावटुः

Term ID	English term	Description	Sanskrit term in IAST*	Sanskrit term
ITA-3.2.3.12	External auditory meatus		karṇa-srotaḥ	कर्णस्रोतः
ITA-3.2.3.13	Cochlea		śaṣkulī	शष्कुली
3.2.4	**Oral cavity, teeth, throat**			
ITA-3.2.4.1	Mouth, face		mukham, vaktram, vadanam, āsyam	मुखम्, वक्त्रम्, वदनम्, आस्यम्
ITA-3.2.4.2	Oral cavity		vadanāntaram, mukhakuharam	वदनान्तरम्, मुखकुहरम्
ITA-3.2.4.3	Face, mouth		ānanam	आननम्
ITA-3.2.4.4	Cheek		kapolaḥ, gaṇḍaḥ, gallaḥ	कपोलः, गण्डः, गल्लः
ITA-3.2.4.5	Chin		cibukam	चिबुकम्
ITA-3.2.4.6	Lip		oṣṭhaḥ, daśanacchadau	ओष्ठः, दशनच्छदौ
ITA-3.2.4.7	Lower lip		adharaḥ, adharauṣṭhaḥ	अधरः, अधरौष्ठः
ITA-3.2.4.8	Upper lip		uttarauṣṭhaḥ	उत्तरौष्ठः
ITA-3.2.4.9	Corners of mouth		sṛkkaṇī, oṣṭhaprāntaḥ	सृक्कणी, ओष्ठप्रान्तः
ITA-3.2.4.10	Jaw, mandible		hanuḥ	हनुः
ITA-3.2.4.11	Teeth		dantaḥ, daśanaḥ	दन्तः, दशनः
ITA-3.2.4.12	Bony sockets of teeth		dantolūkhalāni	दन्तोलूखलानि
ITA-3.2.4.13	Enamel		danta-tvak, dantavalkam	दन्तत्वक्, दन्तवल्कम्

Term ID	English term	Description	Sanskrit term in IAST*	Sanskrit term
ITA-3.2.4.14	Gum, alveolar arch		dantabandhanam, dvijabandhanam, dantamāṃsam, dantamūlam, dantapiṇḍikā, dantādhāraḥ, dantaveṣṭakaḥ	दन्तबन्धनम्, द्विजबन्धनम्, दन्तमांसम्, दन्तमूलम्, दन्तपिण्डिका, दन्ताधारः, दन्तवेष्टकः
ITA-3.2.4.15	Apex of tooth		dantāgram	दन्ताग्रम्
ITA-3.2.4.16	Wisdom tooth		paścimahānavyadantaḥ	पश्चिमहानव्यदन्तः
ITA-3.2.4.17	Teeth in the upper jaw		uttaradantaḥ, ūrdhvadantapaṅktiḥ	उत्तरदन्तः, ऊर्ध्वदन्तपङ्क्तिः
ITA-3.2.4.18	Tongue		jihvā, rasanā, gojihvikā, gojihvā	जिह्वा, रसना, गोजिह्विका, गोजिह्वा
ITA-3.2.4.19	Tip of the tongue		jihvāgram	जिह्वाग्रम्
ITA-3.2.4.20	Surface of the tongue		jihvātalam	जिह्वातलम्
ITA-3.2.4.21	Root of the tongue		jihvā-mūlam, jihvāprabandhaḥ, jihvābandhanam, rasanabandhanam	जिह्वामूलम्, जिह्वाप्रबन्धः, जिह्वाबन्धनम्, रसनबन्धनम्
ITA-3.2.4.22	Frenulum of the tongue		jihvā-sevanī	जिह्वासेवनी
ITA-3.2.4.23	Palate	A term which denotes the anterior fontanelle.	tālu	तालु
ITA-3.2.4.24	Region of palate		tāludeśaḥ, tālupradeśaḥ	तालुदेशः, तालुप्रदेशः
ITA-3.2.4.25	Soft palate		tālumāṃsam	तालुमांसम्

Term ID	English term	Description	Sanskrit term in IAST*	Sanskrit term
ITA-3.2.4.26	Palatine tonsil		upajihvikā	उपजिह्विका
ITA-3.2.4.27	Epiglottis, adenoids		adhijihvikā	अधिजिह्विका
ITA-3.2.4.28	Nape of the neck		avaṭuḥ, ghāṭā	अवटुः, घाता
ITA-3.2.4.29	Clavicle		jatru	जत्रु
ITA-3.2.4.30	Anterior portion of the neck	A term which also denotes the larynx.	kaṇṭhaḥ	कण्ठः
ITA-3.2.4.31	Uvula		kākalam, kākalakam, galamaṇiḥ, galaśuṇḍikā, ghaṇṭikā, tālumūlam	काकलम्, काकलकम्, गलमणिः, गलशुण्डिका, घण्टिका, तालुमूलम्
ITA-3.2.4.32	Throat passage		galamārgaḥ	गलमार्गः
ITA-3.2.4.33	Isthmus of the throat		galasandhiḥ	गलसन्धिः
ITA-3.2.4.34	Oropharynx, throat		galaḥ	गलः
ITA-3.2.4.35	External part of the neck		galabāhyam	गलबाह्यम्
ITA-3.2.4.36	Oropharyngeal isthmus		antargalaḥ	अन्तर्गलः
ITA-3.2.4.37	Trachea		kaṇṭhanāḍī, hṛdayanāḍikā, galanalakam, śvasanā, śvāsavahānāḍī	कण्ठनाडी, हृदयनाडिका, गलनलकम्, श्वसना, श्वासवहानाडी
ITA-3.2.4.38	Respiratory passages		vāyumārgaḥ, anilāyanam	वायुमार्गः, अनिलायनम्

Term ID	English term	Description	Sanskrit term in IAST*	Sanskrit term
3.3	**Neck, shoulders**			
ITA-3.3.1	Neck		grīvā	ग्रीवा
ITA-3.3.2	Suprasternal notch		grīvāmūlam	ग्रीवामूलम्
ITA-3.3.3	Base of the neck		jatrumūlam	जत्रुमूलम्
ITA-3.3.4	Carotid area of the neck		manyā	मन्या
ITA-3.3.5	Trunk		antarādhiḥ	अन्तराधिः
ITA-3.3.6	Shoulder		aṃsaḥ, skandhaḥ	अंसः, स्कन्धः
ITA-3.3.7	Glenoid cavity		aṃsapīṭham	अंसपीठम्
ITA-3.3.8	Acromion		aṃsakūṭaḥ	अंसकूटः
ITA-3.3.9	Deltoid prominence of the shoulder		aṃsapiṇḍikā	अंसपिण्डिका
ITA-3.3.10	Deltoid prominence of the shoulder		aṃsapiṇḍaḥ, aṃsapiṇḍikā	अंसपिण्डः, अंसपिण्डिका
ITA-3.3.11	Supporting structures of the shoulder joint		aṃsabandhanam	अंसबन्धनम्
ITA-3.3.12	Area around the apex of scapula		aṃsamūlam, bāhuśiraḥ, bāhuśīrṣaḥ	अंसमूलम्, बाहुशिरः, बाहुशीर्षः
ITA-3.3.13	Shoulder region		aṃsadeśaḥ	अंसदेशः
ITA-3.3.14	Shoulder girdle	The area formed by the neck and both shoulders; the point at which the appendicular skeletal elements of the upper body meet the axial skeleton.	ūrdhvatrikam	ऊर्ध्वत्रिकम्

Term ID	English term	Description	Sanskrit term in IAST*	Sanskrit term
ITA-3.3.15	Infraclavicular fossa		ukhā	उखा
ITA-3.3.16	The hard areas on both sides of the neck		śleṣmabhuvaḥ	श्लेष्मभुवः
ITA-3.3.17	Axilla, armpit		kakṣaḥ, kakṣā	कक्षः, कक्षा
ITA-3.3.18	Axillary region		kakṣābhāgaḥ	कक्षाभागः
3.4	**Chest**			
ITA-3.4.1	Chest		uraḥ, vakṣaḥ	उरः, वक्षः
ITA-3.4.2	Chest region		vakṣasthalam	वक्षस्थलम्
ITA-3.4.3	Thoracic cavity		uraḥkoṣṭhaḥ	उरःकोष्ठः
ITA-3.4.4	Thorax and neck		urogrīvam	उरोग्रीवम्
ITA-3.4.5	Breast		stanaḥ, stanapiṇḍaḥ, payodharau, kucau	स्तनः, स्तनपिण्डः, पयोधरौ, कुचौ.
ITA-3.4.6	Nipple		cūcukam	चूचुकम्
ITA-3.4.7	Thoraco-abdominal junction		udaroraḥsandhānam	उदरोरःसन्धानम्
3.5	**Abdomen**			
ITA-3.5.1	Abdomen		udaram, kukṣiḥ, jaṭharam	उदरम्, कुक्षिः, जठरम्
ITA-3.5.2	Abdominal cavity	The truncal cavity between the chest and pelvis. It may also refer to the uterine cavity.	antaḥkukṣiḥ	अन्तःकुक्षिः
ITA-3.5.3	Omentum		taila-vartikā	तैलवर्तिका

Term ID	English term	Description	Sanskrit term in IAST*	Sanskrit term
ITA-3.5.4	Flank		pārśvam	पार्श्वम्
ITA-3.5.5	Sides of abdomen		udarapārśvam	उदरपार्श्वम्
3.6	**Female and male reproductive organs**			
ITA-3.6.1	Vagina		yoniḥ, apatyapathaḥ,apatyamārgaḥ,viśikhāntaram, raktapathaḥ	योनिः, अपत्यपथः, अपत्यमार्गः, विशिखान्तरम्, रक्तपथः
ITA-3.6.2	Normal female external genitalia		praśastayoniḥ	प्रशस्तयोनिः
ITA-3.6.3	Pudendum		smaramandiram	स्मरमन्दिरम्
ITA-3.6.4	Clitoris		smarātapatram, madanātapatram	स्मरातपत्रम्, मदनातपत्रम्
ITA-3.6.5	Groin		vaṅkṣaṇaḥ, gaṇḍakaḥ	वङ्क्षणः, गण्डकः
ITA-3.6.6	Hip		kaṭī	कटि
ITA-3.6.7	Hip region		kaṭīpradeśaḥ	कटिप्रदेशः
ITA-3.6.8	Penis		meḍhraḥ, śephaḥ,dhvajaḥ,upasthaḥ,puruṣendriyam,liṅgam,pauruṣam,prajananam, nālam, lakṣaṇam	मेढ्रः. शेफः, ध्वजः, उपस्थः, पुरुषेन्द्रियम्, लिङ्गम्, पौरुषम्, प्रजननम्, नालम्, लक्षणम्
ITA-3.6.9	Genitals		guhyam	गुह्यम्
ITA-3.6.10	Glans penis		maṇiḥ	मणिः

Term ID	English term	Description	Sanskrit term in IAST*	Sanskrit term
ITA-3.6.11	External urethral orifice, urinary meatus		meḍhradvāram	मेढ्रद्वारम्
ITA-3.6.12	Tip of the penis, glans penis		meḍhrāgram	मेढ्राग्रम्
ITA-3.6.13	Foreskin		meḍhracarma	मेढ्रचर्म
ITA-3.6.14	Frenulum of the penis		śephasevanī	शेफसेवनी
ITA-3.6.15	Scrotum including testicles		vṛṣaṇaḥ, muṣkaḥ, phalam, aṇḍaḥ, aṇḍakoṣaḥ, phalakośaḥ, koṣaḥ, kośaḥ	वृषणः, मुष्कः, फलम्, अण्डः, अण्डकोषः, फलकोशः, कोषः, कोशः
3.7	**Perineum and vertebral column**			
ITA-3.7.1	Anus		gudam, pāyuḥ,bradhnaḥ,mahats-rotaḥ, śakṛnmārgaḥ	गुदम्, पायुः, ब्रध्नः, महत्स्रोतः, शकृन्मार्गः
ITA-3.7.2	Anal margin		gudamaṇḍalam	गुदमण्डलम्
ITA-3.7.3	Anal orifice		gudamukham	गुदमुखम्
ITA-3.7.4	Folds of rectum		gudavaliḥ, valiḥ, pāyuvaliḥ	गुदवलिः, वलिः, पायुवलिः
ITA-3.7.5	Superior rectal fold	One of the transverse folds of the rectum or plicae recti.	pravāhiṇī	प्रवाहिणी
ITA-3.7.6	Intermediate rectal fold	One of the transverse folds of the rectum or plicae recti.	saṃvaraṇī	संवरणी
ITA-3.7.7	Inferior rectal fold	One of the transverse folds of the rectum or plicae recti.	visarjinī	विसर्जिनी

Term ID	English term	Description	Sanskrit term in IAST*	Sanskrit term
ITA-3.7.8	Caecum		uṇḍukaḥ, poṭṭalakaḥ	उण्डुकः, पोट्टलकः
ITA-3.7.9	Ischiorectal fossa		gudapārśvakṣetram	गुदपार्श्वक्षेत्रम्
ITA-3.7.10	Pelvic cavity		gudāsthivivaram	गुदास्थिविवरम्
ITA-3.7.11	Anal canal		gudāntram	गुदान्त्रम्
ITA-3.7.12	Anal verge		gudauṣṭham	गुदौष्ठम्
ITA-3.7.13	Perineum		pāyumeḍhrāntaram, gudopasthadeśaḥ	पायुमेढ्रान्तरम्, गुदोपस्थदेशः
ITA-3.7.14	Perineal region		guhyapradeśaḥ	गुह्यप्रदेशः
ITA-3.7.15	Pubic region		bhagaḥ	भगः
ITA-3.7.16	Back, dorsum		pṛṣṭham	पृष्ठम्
ITA-3.7.17	Vertebral column		pṛṣṭhavaṃśaḥ, pṛṣṭheṣikā	पृष्ठवंशः, पृष्ठेषिका
ITA-3.7.18	Cervical part of vertebral column		grīvāvaṃśaḥ	ग्रीवावंशः
ITA-3.7.19	Vertebra		kaśerukā, kaśeruḥ	कशेरुका, कशेरुः
ITA-3.7.20	Waist		jaghanam	जघनम्
ITA-3.7.21	Buttock		sphik, nitambaḥ,prothau, kaṭī-prothaḥ	स्फिक्, नितम्बः, प्रोथौ, कटी-प्रोथः
ITA-3.7.22	Pelvis		śroṇiḥ	श्रोणिः

Term ID	English term	Description	Sanskrit term in IAST*	Sanskrit term
ITA-3.7.23	Pelvic region		śroṇīpradeśaḥ	श्रोणीप्रदेशः
ITA-3.7.24	Sides of pelvic region		pārśvajaghanam	पार्श्वजघनम्
ITA-3.7.25	Sacrum, sacral region, pelvic girdle	The area between the two ilial wings and the fifth lumbar vertebra and coccyx. Also refers more generally to a triad or region where three structures meet, including the shoulder girdle.	trikam	त्रिकम्
ITA-3.7.26	Sacral region, sacrum		adharatrikam	अधरत्रिकम्
3.8	**Upper limb**			
ITA-3.8.1	Upper limb		bāhuḥ, bhujā	बाहुः, भुजा
ITA-3.8.2	Proximal part of the upper limb		bhujaśikharam	भुजशिखरम्
ITA-3.8.3	Posterior part of the upper limb		bāhupṛṣṭham	बाहुपृष्ठम्
ITA-3.8.4	Middle part of the upperlimb		bāhumadhyam, bhujamadhyam	बाहुमध्यम्, भुजमध्यम्
ITA-3.8.5	Bicipital prominence		bāhu-piṇḍikā	बाहुपिण्डिका
ITA-3.8.6	Shoulder region		bāhumūlam	बाहुमूलम्
ITA-3.8.7	Arm		prabāhuḥ	प्रबाहुः
ITA-3.8.8	Forearm		prapāṇiḥ, aratniḥ	प्रपाणिः, अरत्निः
ITA-3.8.9	Elbow		kūrparaḥ, kaphoṇiḥ, kuhaṇikā	कूर्परः, कफोणिः, कुहणिका

Term ID	English term	Description	Sanskrit term in IAST*	Sanskrit term
ITA-3.8.10	Hand, manus		pāṇiḥ, karaḥ, hastaḥ	पाणिः,करः, हस्तः
ITA-3.8.11	Distal part of the hand		hastāgram	हस्ताग्रम्
ITA-3.8.12	Palm		hastatalam, pāṇitalam	हस्ततलम्, पाणितलम्
ITA-3.8.13	Wrist		maṇibandhaḥ, karamūlam, pāṇimūlam	मणिबन्धः, करमूलम्, पाणिमूलम्
ITA-3.8.14	Palm, sole		talam	तलम्
ITA-3.8.15	Palm		pāṇitalam, pāṇihṛdayam	पाणितलम्, पाणिहृदयम्
ITA-3.8.16	Forearm, distal third of the forearm		prakoṣṭhaḥ	प्रकोष्ठः
ITA-3.8.17	Area four fingerbreadths proximal to the wrist		kalāvikā	कलाविका
ITA-3.8.18	Digits		aṅguliḥ	अङ्गुलिः
ITA-3.8.19	Interphalangeal joint		aṅguliparva	अङ्गुलिपर्व
ITA-3.8.20	Distal part of the finger		agraparva	अग्रपर्व
ITA-3.8.21	Knuckle		aṅguligranthiḥ	अङ्गुलिग्रन्थिः
ITA-3.8.22	Tip of the finger		aṅgulyagram	अङ्गुल्यग्रम्
ITA-3.8.23	Thumb	Also denotes great toe.	aṅguṣṭhaḥ	अङ्गुष्टः

Term ID	English term	Description	Sanskrit term in IAST*	Sanskrit term
ITA-3.8.24	Base of the thumb or great toe		aṅguṣṭhamūlam	अङ्गुष्ठमूलम्
ITA-3.8.25	Thumb pad		aṅguṣṭhodaram	अङ्गुष्ठोदरम्
ITA-3.8.26	Index finger		pradēśinī	प्रदेशिनि
ITA-3.8.27	Second toe		tarjani	तर्जनि
ITA-3.8.28	Middle finger	Also denotes third toe.	madhyamā	मध्यमा
ITA-3.8.29	Ring finger	Also denotes fourth toe.	anāmikā	अनामिका
ITA-3.8.30	Little finger	Also denotes fifth toe.	kaniṣṭhikā	कनिष्ठिका
3.9	**Lower limb**			
ITA-3.9.1	Lower limb		sakthi	सक्थि
ITA-3.9.2	Thigh		ūru	ऊरु
ITA-3.9.3	Inguinal region	That part of thigh just below the inguinal region.	ūrumūlam	ऊरुमूलम्
ITA-3.9.4	Quadricipital prominence		ūrupiṇḍikā	ऊरुपिण्डिका
ITA-3.9.5	Inguinal region		ūrumūlam	ऊरुमूलम्
ITA-3.9.6	Knee region		jānu	जानु
ITA-3.9.7	Lower leg	The part of lower limb between the knee and the ankle.	jaṅghā	जङ्घा
ITA-3.9.8	Prominence of calf muscles		jaṅghā-piṇḍikā	जङ्घापिण्डिका

Term ID	English term	Description	Sanskrit term in IAST*	Sanskrit term
ITA-3.9.9	Ankle		gulphaḥ, ghuṭikā, ghuṇṭikā	गुल्फः, घुटिका, , घुण्टिका
ITA-3.9.10	Ankle joint		khuḍakaḥ, khulakaḥ	खुडकः ,खुलकः
ITA-3.9.11	Medial and lateral malleoli		gulphakarṇaḥ	गुल्फकर्णः
ITA-3.9.12	Foot		pādaḥ	पादः
ITA-3.9.13	Heel		pārṣṇiḥ, prapadam	पार्ष्णिः, प्रपदम्
ITA-3.9.14	Forefoot	The anterior third of the foot.	pādāgram	पादाग्रम्
ITA-3.9.15	Toes		pādāṅguliḥ	पादाङ्गुलिः
ITA-3.9.16	Sole		pādatalam	पादतलम्
ITA-3.9.17	Middle third of the foot, midfoot	Medial third of foot	pādamadhyam	पादमध्यम्
ITA-3.9.18	Sensory, motor and intellectual faculties	Altogether there are thirteen of these faculties.	karaṇam	करणम्
3.10	**Motor or sensory faculties**			
ITA-3.10.1	The motor or sensory faculty	A term that usually refers to the sense organs.	indriyam, akṣam	इन्द्रियम्, अक्षम्
ITA-3.10.2	Motor faculty	The five faculties of action: speech faculty (vak), hands (pani),,legs (padaḥ), anus (payu) and genitalia (upastha).	karmendriyam	कर्मेन्द्रियम्
ITA-3.10.3	Speech faculty	One of the motor faculties : it represents the combined function of phonation and articulation.	vāgindriyam	वागिन्द्रियम्

Term ID	English term	Description	Sanskrit term in IAST*	Sanskrit term
ITA-3.10.4	Sensory faculty	The five sensory or cognitive faculties: auditory, visual, gustatory, olfactory and tactile sensory faculties.	jñānendriyam	ज्ञानेन्द्रियम्
ITA-3.10.5	Auditory sense faculty	One of the sensory faculties : the faculty responsible for perception of sound or hearing.	śrotrendriyam	श्रोत्रेन्द्रियम्
ITA-3.10.6	Visual sense faculty	One of the sensory faculties : the faculty responsible for visual perception.	cakṣurindriyam	चक्षुरिन्द्रियम्
ITA-3.10.7	Gustatory sense faculty	One of the sensory faculties : the faculty responsible for perception of taste or gustation.	rasanendriyam	रसनेन्द्रियम्
ITA-3.10.8	Olfactory sense faculty	One of the sensory faculties : the faculty responsible for perception of smell or olfaction.	ghrāṇendriyam	घ्राणेन्द्रियम्
ITA-3.10.9	Tactile sense faculty	One of the sensory faculties : the faculty responsible for perception of touch sensation..	tvagindriyam, sparśanendriyam	त्वगिन्द्रियम्, स्पर्शनेन्द्रियम्
3.10.1	**Skin, hair and nails**			
ITA-3.10.1.1	Skin		tvak, carma, valkam	त्वक्, चर्म, वल्कम्
ITA-3.10.1.2	First layer of skin		avabhāsinī, udakadharā	अवभासिनी, उदकधरा
ITA-3.10.1.3	Second layer of skin		lohitā, asṛgdharā	लोहिता, असृग्धरा
ITA-3.10.1.4	Third layer of skin		śvetā	श्वेता
ITA-3.10.1.5	Fourth layer of skin		tāmrā	ताम्रा
ITA-3.10.1.6	Fifth layer of skin		vedinī	वेदिनी
ITA-3.10.1.7	Sixth layer of skin		rohiṇī	रोहिणी

Term ID	English term	Description	Sanskrit term in IAST*	Sanskrit term
ITA-3.10.1.8	Seventh layer of skin		māṃsadharā	मांसधरा
ITA-3.10.1.9	Scalp hair		keśaḥ, mastakabālaḥ	केशः, मस्तकबालः
ITA-3.10.1.10	Body hair		bālaḥ, roma, loma, aṅgajam	बालः, रोम, लोम, अङ्गजम्
ITA-3.10.1.11	Linea nigra		romarājī	रोमराजी
ITA-3.10.1.12	Hair tip		romāntaḥ	रोमान्तः
ITA-3.10.1.13	Hair whorl		romāvartaḥ	रोमावर्तः
ITA-3.10.1.14	Hair follicle		romakūpaḥ, kūyakam	रोमकूपः, कूयकम्
ITA-3.10.1.15	Scalp	The area of skin from which hairs develop.	keśabhūmiḥ	केशभूमिः
ITA-3.10.1.16	Hair		kacaḥ	कचः
ITA-3.10.1.17	Hairline	The boundary marking the growth of hair on the head, especially over the forehead and temple.	kacāntaḥ	कचान्तः
ITA-3.10.1.18	Nail		nakhaḥ, karajaḥ	नखः, करजः
ITA-3.10.1.19	Nail fold		upanakham	उपनखम्
ITA-3.10.1.20	Nail bed		nakha-māṃsam	नखमांसम्
ITA-3.10.1.21	Nail root and fold		nakha-sandhiḥ	नखसन्धिः

Term ID	English term	Description	Sanskrit term in IAST*	Sanskrit term
3.11	**Viscera**			
ITA.3.11.1	The major inner cavity of the body from the mouth to anus	Comprises both stomach and large intestine	mahāsrotas, antaḥkoṣṭhaḥ, koṣṭhaḥ,śarīramad-hyam, mahānimnam	महास्रोतस्, अन्तःकोष्ठः, कोष्टः, शरीरमध्यम्, महानिम्नम्
ITA.3.11.2	Viscera, splanchnic organs		koṣṭhāṅgam	कोष्ठाङ्गम्
ITA.3.11.3	Brain		mastuluṅgaḥ, mas-tiṣkaḥ,ghṛtikā,mastakas-nehaḥ,mastakamajjā, śirogatasnehaḥ	मस्तुलुङ्गः, मस्तिष्कः, मस्तिष्कः, घृतिका, मस्तकस्नेहः, मस्तकमज्जा, शिरोगतस्नेहः
ITA.3.11.4	Heart		hṛdayam, arthaḥ,kroḍaḥ,mahat, rasasthānam	हृदयम्, अर्थः, क्रोडः, महत्, रसस्थानम्
ITA.3.11.5	Cardiothoracic region		hṛdayasthānam	हृदयस्थानम्
ITA.3.11.6	Lung		phuphphusaḥ	फुफ्फुसः
ITA.3.11.7	Trachea		klomanāḍī	क्लोमनाडी
ITA.3.11.8	Root organ of water-carrying conduits	Usually commensurate with the gallbladder, pancreas and right lung.	kloma, tilakam, tilam	क्लोम, तिलकम्, तिलम्
ITA.3.11.9	Liver		yakṛt, kālakhaṇḍaḥ, kālīyam, kālīyakam	यकृत्, कालखण्डः, कालीयम्, कालीयकम्
ITA.3.11.10	Hepatic region		yakṛtpradeśaḥ	यकृत्प्रदेशः
ITA.3.11.11	Spleen		plīhā	प्लीहा

Term ID	English term	Description	Sanskrit term in IAST*	Sanskrit term
ITA.3.11.12	Kidney		vṛkkā, kāleyam, kāleyakam, kukṣigolakaḥ	वृक्कः, कालेयम्, कालेयकम्, कुक्षिगोलकः
ITA.3.11.13	Urinary bladder		bastiḥ, vastiḥ, mūtravasti, mūtrāśayaḥ, malādhāraḥ	बस्तिः, वस्तिः, मूत्रवस्ति, मूत्राशयः, मलाधारः
ITA.3.11.14	Lumen of urinary bladder		vastikukṣiḥ	वस्तिकुक्षिः
ITA.3.11.15	Opening of the urinary bladder		vastimukham	वस्तिमुखम्
ITA.3.11.16	Bladder fundus		vastiśiraḥ, vastimūrdhā, bastiśīrṣam	वस्तिशिरः, वस्तिमूर्धा, बस्तिशीर्शम्
ITA.3.11.17	Ureter		gavinī	गविनी
ITA.3.11.18	Urinary passage		mūtramārgaḥ	मूत्रमार्गः
ITA.3.11.19	Urine carrier		mūtravahā	मूत्रवहा
ITA.3.11.20	Urinary system conduits		mūtravahānāḍī	मूत्रवहानाडी
ITA.3.11.21	Urethra		mūtrasekaḥ, mūtrapathaḥ	मूत्रसेकः, मूत्रपथः
ITA.3.11.22	Stomach	The primary functional area of kapha and pitta.	āmāśayaḥ, annasampuṭam, annāśayaḥ	आमाशयः, अन्नसंपुटम्, अन्नाशयः
ITA.3.11.23	Place of digestion		paktisthānam	पक्तिस्थानम्
ITA.3.11.24	Large intestine	The primary functional area of vata dosha.	pakvāśayaḥ, pakvasthānam, pakvādhānam	पक्वाशयः, पक्वस्थानम्, पक्वाधानम्

Term ID	English term	Description	Sanskrit term in IAST*	Sanskrit term
ITA.3.11.25	Gastrointestinal tract		āmapakvāśayaḥ	आमपक्वाशयः
ITA.3.11.26	Intestines		āntram, antram	आन्त्रम्, अन्त्रम्
ITA.3.11.27	Sigmoid colon and rectum		purīṣādhāraḥ	पुरीषाधारः
ITA.3.11.28	Rectum		uttaragudam	उत्तरगुदम्
ITA.3.11.29	Anal canal		adharagudam	अधरगुदम्
ITA.3.11.30	Lower passages	The common term for the anal, urethral and vaginal passages.	adharamārgaḥ	अधरमार्गः
ITA.3.11.31	Intestinal lumen		antrāśayaḥ	अन्त्राशयः
ITA.3.11.32	Small intestine		kṣudrāntram	क्षुद्रान्त्रम्
ITA.3.11.33	Principal part of intestine concerned with food digestion		pacyamānāśayaḥ	पच्यमानाशयः
ITA.3.11.34	The site at which consumed food is held until digestion	That part of the intestine where semi digested food is retained until completely digested. It is the main functional area of digestive fire.	grahaṇī, jyotisthānam, agnyadhiṣṭhānam, agnisthānam	ग्रहणी, ज्योतिस्थानम्, अग्न्याधिष्ठानम्, अग्निस्थानम्
ITA.3.11.35	Pancreas		agnyāśayaḥ	अग्न्याशयः
ITA.3.11.36	Small intestinal loops		kṣudrāntrāvayavaḥ	क्षुद्रान्त्रावयवः
ITA.3.11.37	Large intestine		sthūlāntram, kaṭyantram	स्थूलान्त्रम्, कट्यन्त्रम्
ITA.3.11.38	Colon	The coiled or looped appearance of the intestinal folds.	kuṇḍalam	कुण्डलम्
ITA.3.11.39	Omentum		vapāvahanam, vapā	वपावहनम्, वपा

Term ID	English term	Description	Sanskrit term in IAST*	Sanskrit term
ITA.3.11.40	Receptacle	Any organ or group of organs which acts as a container.	āśayaḥ	आशयः
ITA.3.11.41	Receptacle for vāta	The most prominent site of vāta, mainly the large intestine.	vātāśayaḥ	वाताशयः
ITA.3.11.42	Receptacle for pitta	The most prominent site of pitta which has an important role in the digestion of food: gallbladder.	pittāśayaḥ	पित्ताशयः
ITA.3.11.43	Receptacle for kapha	The most prominent site of kapha: chest, stomach (upper abdomen) and head.	kaphāśayaḥ, śleṣmāśayaḥ	कफाशयः, श्लेष्माशयः
ITA.3.11.44	Receptacle for rakta	Sites at which blood is stored or collected such as the liver, spleen or heart.	raktāśayaḥ, śoṇitasthānam, rudhirasthānam, jīvaraktāśayaḥ	रक्ताशयः, शोणितस्थानम्, रुधिरस्थानम्, जीवरक्ताशयः
ITA.3.11.45	Oesophagus		annamārgaḥ	अन्नमार्गः
ITA.3.11.46	Uterus		garbhāśayaḥ, garbhaśayyā, phalayoniḥ	गर्भाशयः, गर्भशय्या, फलयोनिः
ITA.3.11.47	Uterine cavity		garbhakoṣaḥ, garbhakoṣṭhaḥ	गर्भकोषः, गर्भकोष्ठः
ITA.3.11.48	Cervical os, opening of the uterine cervix		garbhacchidram, garbhāśayadvāram, yonimukham	गर्भच्छिद्रम्, गर्भाशयद्वारम्, योनिमुखम्
ITA.3.11.49	Umbilicus		nābhiḥ	नाभिः
ITA.3.11.50	Fetal attachment of umbilical cord		nābhibandhanam	नाभिबन्धनम्
ITA.3.11.51	Round area of umbilicus		nābhimaṇḍalam	नाभिमण्डलम्
ITA.3.11.52	Umbilical region		nābhipradeśaḥ	नाभिप्रदेशः

Term ID	English term	Description	Sanskrit term in IAST*	Sanskrit term
3.12	**Boundary between tissues**			
ITA-3.12.1	Boundary between tissues	The general name given to the seven bodily membranes, e.g. fasciae or septae.	kalā	कला
ITA-3.12.2	Muscle-bearing membrane	Deep fascia.	māṃsadharākalā	मांसधराकला
ITA-3.12.3	Blood-bearing membrane		Raktadharākalā	रक्तधराकला
ITA-3.12.4	Fatty tissue-bearing membrane		medodharākalā	मेदोधराकला
ITA-3.12.5	Synovial membrane		śleṣmadharākalā	श्लेष्मधराकला
ITA-3.12.6	Faeces-bearing membrane		purīṣadharākalā	पुरीषधराकला
ITA-3.12.7	Pitta-bearing membrane		pittadharā-kalā	पित्तधराकला
ITA-3.12.8	Sukra-bearing membrane		śukradharākalā	शुक्रधराकला
ITA-3.12.9	Lymphatic exudate	Clear fluid exudate at the site of a skin injury, one of the sites of pitta.	lasīkā	लसीका
3.13	**Bones, joints**			
ITA-3.13.1	Bone		asthi	अस्थि
ITA-3.13.2	Part of bone		asthikhaṇḍaḥ	अस्थिखण्डः
ITA-3.13.3	Small bone	Small bones such as the carpal, tarsal and metacarpal bones.	aṇvasthi	अण्वस्थि
ITA-3.13.4	Large bone		sthūlāsthi	स्थूलास्थि

Term ID	English term	Description	Sanskrit term in IAST*	Sanskrit term
ITA-3.13.5	Flat bone		kapālāsthi, karparam	कपालास्थि, कर्परम्
ITA-3.13.6	Teeth		rucakāsthi	रुचकास्थि
ITA-3.13.7	Cartilage		taruṇāsthi	तरुणास्थि
ITA-3.13.8	Curved bone		valayāsthi	वलयास्थि
ITA-3.13.9	Long bone		nalakāsthi	नलकास्थि
ITA-3.13.10	Skull		śiraḥkapālam	शिरःकपालम्
ITA-3.13.11	Bones of the ear		karṇāsthi	कर्णास्थि
ITA-3.13.12	Cartilage of the nose		nāsātaruṇāsthi	नासातरुणास्थि
ITA-3.13.13	Mandible		Hanvasthi, hanukāsthi	हन्वस्थि, हनुकास्थि
ITA-3.13.14	Bones of the palate		tālvasthi	तालवस्थि
ITA-3.13.15	Clavicle		akṣaḥ, akṣakaḥ, akṣakāsthi, kīlakaḥ,koṣṭhakam, koṣṭhakāsthi	अक्षः, अक्षकः, अक्षकास्थि, कीलकः, कोष्टकम्, कोष्ठकास्थि
ITA-3.13.16	Scapula		aṃsaphalakaḥ	अंसफलकः
ITA-3.13.17	Sternum		uraḥphalakaḥ	उरःफलकः
ITA-3.13.18	Rib		parśukā	पर्शुका
ITA-3.13.19	Anterior end of the rib		parśukāgram	पर्शुकाग्रम्

Term ID	English term	Description	Sanskrit term in IAST*	Sanskrit term
ITA-3.13.20	Head of the rib		sthālakam	स्थालकम्
ITA-3.13.21	Tubercle of the rib		sthālakārbudam	स्थालकार्बुदम्
ITA-3.13.22	Hip bone		kaṭikapālaḥ, jaghanakapālaḥ	कटिकपालः, जघनकपालः
ITA-3.13.23	Sacrum, sacrum and coccyx		kuṭakāsthi, śroṇīkāṇḍam, śroṇikāṇḍāsthi, mayūrāsthi	कुटकास्थि, श्रोणिकाण्डम्, श्रोणिकाण्डास्थि, मयूरास्थि
ITA-3.13.24	Ala of the sacrum		śroṇīkarṇaḥ	श्रोणीकर्णः
ITA-3.13.25	Pubic bone		bhagāsthi	भगास्थि
ITA-3.13.26	Coccyx		gudāsthi	गुदास्थि
ITA-3.13.27	Patella		jānukapālikā	जानुकपालिका
ITA-3.13.28	Femur		ūrvasthi, ūrunalakam	ऊर्वस्थि, ऊरुनालकम्
ITA-3.13.29	Tibia and fibula		jaṅghāsthinī	जङ्घास्थि
ITA-3.13.30	Calcaneus		pārṣṇyasthi	पार्ष्ण्यस्थि
ITA-3.13.31	Tarsal bones excluding talus and calcaneus		Pādakurcāsthi	पादकूर्चास्थि
ITA-3.13.32	Humerus		Bāhunalakam	बाहुनलकम्
ITA-3.13.33	Olecranon process		Kūrparāsthi	कूर्परास्थि
ITA-3.13.34	Phalanx		aṅgulāsthi	अङ्गुलास्थि

Term ID	English term	Description	Sanskrit term in IAST*	Sanskrit term
ITA-3.13.35	Distal row of carpal bones		pāṇiśalākādhiṣṭhānam	पाणिशलाकाधिष्ठानम्
ITA-3.13.36	Joint, articulation		sandhiḥ	सन्धिः
ITA-3.13.37	Immovable or slightly movable joints		sthirasandhiḥ	स्थिरसन्धिः
ITA-3.13.38	Movable joint		ceṣṭāvantasandhiḥ	चेष्टावन्तसन्धिः
ITA-3.13.39	Condyloid and hinge joint		korasandhiḥ	कोरसन्धिः
ITA-3.13.40	Ball and socket joint		ulūkhalasandhiḥ	उलूखलसन्धिः
ITA-3.13.41	Box-like joint		sāmudgasandhiḥ	सामुद्गसन्धिः
ITA-3.13.42	Gliding joint		pratarasandhiḥ	प्रतरसन्धिः
ITA-3.13.43	Sutural joint		Tunnasevanī	तुन्नसेवनी
ITA-3.13.44	Condyloid joint		vāyasatuṇḍasandhiḥ	वायसतुण्डसन्धिः
ITA-3.13.45	Circular joint		maṇḍalasandhiḥ	मण्डलसन्धिः
ITA-3.13.46	Convoluted shell-like joint		śaṃkhāvartasandhiḥ	शंखावर्तसन्धिः
ITA-3.13.47	Temporo-mandibular joint		hanusandhiḥ	हनुसन्धिः
ITA-3.13.48	Sterno-clavicular joint		grīvā-adhaḥsandhiḥ, jatrusandhiḥ, akṣakasandhiḥ	ग्रीवा-अधःसन्धिः, जत्रुसन्धिः, अक्षकसन्धिः

Term ID	English term	Description	Sanskrit term in IAST*	Sanskrit term
ITA-3.13.49	Shoulder joint		aṃsasandhiḥ, bāhuśirasandhiḥ	अंससन्धिः, बाहुशिरसन्धिः
ITA-3.13.50	Elbow joint		kūrparasandhiḥ. bāhusandhiḥ	कूर्परसन्धिः, बाहुसन्धिः
ITA-3.13.51	Hip joint		kaṭisandhiḥ, vaṅkṣaṇasandhiḥ, ūrusandhiḥ	कटिसन्धिः, वंक्षणसन्धिः, ऊरुसन्धिः
ITA-3.13.52	Knee joint		jānusandhiḥ	जानुसन्धिः
ITA-3.13.53	Proximal tibiofibular joint		jānvadhaḥsandhiḥ	जान्वधःसन्धिः
ITA-3.13.54	Ankle joint		gulphasandhiḥ, khuḍaḥ	गुल्फसन्धिः, खुडः
ITA-3.13.55	Sinews	Tendons, ligaments and other fibrous connective tissue.	snāyuḥ	स्नायुः
ITA-3.13.56	Network of sinews		snāyupratānaḥ	स्नायुप्रतानः
ITA-3.13.57	Ramified sinew		pratānavatīsnāyuḥ	प्रतानवतीस्नायुः
ITA-3.13.58	Tendon		vṛttasnāyuḥ	वृत्तस्नायुः
ITA-3.13.59	Aponeurosis		pṛthulā-snāyuḥ	पृथुलस्नायुः
ITA-3.13.60	Porous membrane	Membranes located in stomach, intestines and bladder.	suṣirā-snāyuḥ	सुषिरस्नायुः
ITA-3.13.61	Long muscles	The group of four, rope-like, long muscles of the back.	māṃsarajjuḥ, rajjuḥ	मांसरज्जुः, रज्जुः
ITA-3.13.62	Brush-shaped structures	Brush-shaped branching network of tissues, six in number.	kūrcaḥ	कूर्चः

Term ID	English term	Description	Sanskrit term in IAST*	Sanskrit term
ITA-3.13.63	Suture, frenulum	A structure with a suture-like appearance of which there are seven: five in the head, one under the tongue and one on the penis..	Sīvanī, sevanī	सीवनी, सेवनी
ITA-3.13.64	Conglomeration of bones	A site at which more than two bones articulate or come together.	asthisaṅghātaḥ, saṅghātaḥ	अस्थिसङ्घातः, सङ्घातः
ITA-3.13.65	Boundary region		sīmantaḥ	सीमन्तः
ITA-3.13.66	Plexus or network	An interlacing or decussating network such as those of māṃsa, sirā, snāyu or asthi.	jālam	जालम्
ITA-3.13.67	Network of muscles		māṃsajālam	मांसजालम्
ITA-3.13.68	Network of veins		sirājālam	सिराजालम्
ITA-3.13.69	Network of tendons		snāyujālam	स्नायुजालम्
ITA-3.13.70	Network of bones		asthijālam	अस्थिजालम्
ITA-3.13.71	Base, substratum		ādhāraḥ	आधारः
3.14	**Veins**			
ITA-3.14.1	Vein	Any tubular conduit of the body, commonly referring to veins.	Sirā	सिरा
ITA-3.14.2	Vein carrying vata		Vātavahā	वातवहा
ITA-3.14.3	Vein carrying pitta		Pittavahā, Pittavāhinī	पित्तवहा, पित्तवाहिनी
ITA-3.14.4	Vein carrying kapha		Kaphavahā	कफवहा
ITA-3.14.5	Vein carrying blood		Raktavahā	रक्तवहा

Term ID	English term	Description	Sanskrit term in IAST*	Sanskrit term
ITA-3.14.6	Lymphatic vessels		gauryaḥsirāḥ	गौर्यः सिराः
ITA-3.14.7	Small arterial branches		aruṇa-sirā	अरुणसिरा
ITA-3.14.8	Vein located in the ear		Kālikā	कालिका
ITA-3.14.9	Vein located in the ear		Marmarikā	मर्मरिका
ITA-3.14.10	Vein located in the ear		Lohitikā	लोहितिका
ITA-3.14.11	Angular vein		upanāsikā-sirā, aupanāsikya-sirā	उपनासिकासिरा, औपनासिक्यसिरा
ITA-3.14.12	Vessels of the neck		kaṇṭhasirā	कण्ठसिरा
ITA-3.14.13	Veins of the forehead		lalāṭasirā	ललाटसिरा
ITA-3.14.14	Femoral vessels		ūrvīsirā	ऊर्वीसिरा
ITA-3.14.15	Great saphenous vein		jāladharā-sirā, jālandharā	जालधरासिरा, जालन्धरा
ITA-3.14.16	Vein responsible for sexual arousal		kāmasirā	कामसिरा
3.15	**Arteries**			
ITA-3.15.1	Artery	A pulsatile conduit. Blood vessels which pulsate in synchrony with the heartbeat.	Dhamanī	धमनी
ITA-3.15.2	Artery related to perception of sound		śabdavahādhamanī	शब्दवहाधमनी

Term ID	English term	Description	Sanskrit term in IAST*	Sanskrit term
ITA-3.15.3	Artery related to perception of touch		sparśavahādhamanī	स्पर्शवहाधमनी
ITA-3.15.4	Artery related to perception of form		Rūpavahādhamanī	रूपवहाधमनी
ITA-3.15.5	Artery related to perception of taste		rasavahādhamanī	रसवहाधमनी
ITA-3.15.6	Artery related to perception of smell		gandhavahādhamanī	गन्धवहाधमनी
3.16	**Vulnerable locations (marma)**			
ITA-3.16.1	Seats of vital life force	There are ten of these locations: temporal region (right, left), heart, urinary bladder, head, throat, rectum, blood, semen and ojas.	prāṇāyatanam, jīvitāyatanam, jīvitadhāma	प्राणायतनम्, जीवितायतनम्, जीवितधाम
ITA-3.16.2	Seats of consciousness	Body sites which are major seats of vital life force; primarily the heart .	cetaḥsthānam	चेतःस्थानम्
ITA-3.16.3	Three vulnerable locations	Heart, urinary bladder and head are considered as three most vulnerable locations	trimarma	त्रिमर्म
ITA-3.16.4	Mortal or vulnerable location	The 107 major vital locations or seats of life in the body are classified into various types based on their structure, dimensions, vulnerability to trauma or mortal outcome. Injury to these locations may result in death, deformity or severe pain.	Marma	मर्म
ITA-3.16.5	Vulnerable location(s) in the limbs	Marma located in the limbs.	Śākhāmarma	शाखामर्म
ITA-3.16.6	Vulnerable location(s) in the lower limbs	Marma located in the lower limbs.	Sakthimarma	सक्थिमर्म
ITA-3.16.7	Vulnerable location(s) in the upper limbs	Marma located in the upper limbs.	Bāhumarma	बाहुमर्म

Term ID	English term	Description	Sanskrit term in IAST*	Sanskrit term
ITA-3.16.8	Vulnerable location(s) in the abdomen	Marma located in the abdomen.	Udaramarma, koṣṭhamarma	उदरमर्म, कोष्ठमर्म
ITA-3.16.9	Vulnerable location(s) in the chest	Marma located in the chest.	Uromarma	उरोमर्म
ITA-3.16.10	Vulnerable location(s) in the back	Marma located in the back.	pṛṣṭhamarma	पृष्ठमर्म
ITA-3.16.11	Vulnerable location(s) in the head and neck	Marma located in the head and neck..	Śiromarma, jatrūrdhvamarma	शिरोमर्म, जत्रूर्ध्वमर्म
ITA-3.16.12	Vulnerable location(s) in which the mainstructural component is muscle	Marma where muscles are structurally prominent.	Māṃsamarma	मांसमर्म
ITA-3.16.13	Vulnerable location(s) in which the main structural component is vein	Marma where vessels are structurally prominent.	Sirāmarma	सिरामर्म
ITA-3.16.14	Vulnerable location(s) in which the main structural component is tendon	Marma where fibrous connective tissue is structurally prominent	Snāyumarma	स्नायुमर्म
ITA-3.16.15	Vulnerable location(s) in which the main structural component is bone	Marma where bone/skeletal tissue is structurally prominent. .	asthimarma	अस्थिमर्म
ITA-3.16.16	Vulnerable location(s) in which the main structural component is joint	Marma where joints are structurally prominent.	sandhimarma	सन्धिमर्म

Term ID	English term	Description	Sanskrit term in IAST*	Sanskrit term
ITA-3.16.17	Vulnerable location(s) in which the main structural component is pulsating vessels	Marma where pulsating vessels are structurally prominent.	dhamanīmarma	धमनीमर्म
ITA-3.16.18	Vulnerable location(s) leading to imminent death	Marma which if injured may lead to death within a period of seven days.	sadyaḥprāṇaharamarma	सद्यःप्राणहरमर्म
ITA-3.16.19	Vulnerable location(s) leading to delayed death	Marma which if injured may lead to death within a period of thirty days.	kālāntara-prāṇaharamarma	कालान्तरप्राणहरमर्म
ITA-3.16.20	Vulnerable location(s) where manipulation entails death	Marma which if injured by a foreign body may lead to death if it is removed: the person remains alive if the foreign body is left in situ.	viśalyaghnamarma	विशल्यघ्नमर्म
ITA-3.16.21	Vulnerable location(s) leading to deformity	Marma which if injured may lead to disability rather than death.	vaikalyakaramarma	वैकल्यकरमर्म
ITA-3.16.22	Vulnerable location(s) leading to pain	Marma which if injured may lead to severe pain.	rujākaramarma	रुजाकरमर्म
ITA-3.16.23	Vulnerable location(s) located near the vertex	Injury to this vulnerable location leads to sudden death when injured.	adhipatiḥ (marma)	अधिपतिः (मर्म)
ITA-3.16.24	Vulnerable location(s) at confluence of nose, ear, eye and tongue vessels	Four in number. Injury to this point leads to immediate death.	śṛṅgāṭakam (marma)	शृङ्गाटकम् (मर्म)
ITA-3.16.25	Vulnerable location(s) on the neck	Eight in number and leads to sudden death when injured.	mātṛkā (marma)	मातृका (मर्म)
ITA-3.16.26	Vulnerable location(s) on the anterior part of the chest below the nipple	Two in number (one on either side of the chest) and leads to death due to difficulty in breathing due to accumulation of kapha in the chest when injured.	stanamūlam (marma)	स्तनमूलम् (मर्म)

Term ID	English term	Description	Sanskrit term in IAST*	Sanskrit term
ITA-3.16.27	Vulnerable location(s) on the anterior part of the chest above the nipple	Two in number (one on either side of the chest) and leads to death due to cough and difficulty in breathing due to accumulation of blood in the chest when injured.	stanarohitam (marma)	स्तनरोहितम् (मर्म)
ITA-3.16.28	Vulnerable location(s) on the chest	Two in number (one on either side of the chest) and leads to death due to pus formation when injured.	apalāpaḥ (marma)	अपलापः (मर्म)
ITA-3.16.29	Vulnerable location(s) on the chest	Two in number (one on either side of the chest) and leads to death due to cough and difficulty in breathing due to air in the chest cavity when injured.	apastambhaḥ (marma)	अपस्तम्भः (मर्म)
ITA-3.16.30	Vulnerable location(s) on the skull resembling the cranial sutures	Five in number and leads to fear, insanity and death when injured.	sīmantaḥ (marma)	सीमन्तः (मर्म)
ITA-3.16.31	Vulnerable location(s) on the midpoint of sole and palm	Four in number (one in each limb) which when injured leads to pain which ends in death.	talahṛdayam (marma)	तलहृदयम् (मर्म)
ITA-3.16.32	Vulnerable location(s) in first interdigital web-space of upper and lower limbs	Four in number (one in each limb) which when injured leads to convulsions and death.	kṣipram (marma)	क्षिप्रम् (मर्म)
ITA-3.16.33	Vulnerable location(s) in the calf muscles	Four in number (one in each limb) which when injured causes severe bleeding leading to death.	indrabastiḥ (marma)	इन्द्रबस्तिः (मर्म)
ITA-3.16.34	Vulnerable location(s) on the back near the pelvis	Two in number which when injured causes severe bleeding leading to paleness and death.	kaṭīkataruṇam (marma)	कटीकतरुणम् (मर्म)
ITA-3.16.35	Vulnerable location(s) near the twelfth rib	Two in number which when injured causes bleeding into abdominal cavity leading to death.	pārśvasandhiḥ (marma)	पार्श्वसन्धिः (मर्म)
ITA-3.16.36	Vulnerable location(s) in the mid back	Two in number which when injured causes death due to complications arising from severe bleeding.	bṛhatī (marma)	बृहती (मर्म)

Term ID	English term	Description	Sanskrit term in IAST*	Sanskrit term
ITA-3.16.37	Vulnerable location(s) above the temples	Two in number which when injured by a foreign body may lead to death if it is removed.	utkṣepaḥ (marma)	उत्क्षेपः (मर्म)
ITA-3.16.38	Vulnerable point located near the glabella (area between eyebrows)	One in number which when injured by a foreign body may lead to death if it is removed.	sthapanī (marma)	स्थपनी (मर्म)
ITA-3.16.39	Vulnerable location(s) near the upper part of the thigh below inguinal region	Two in number (one in each lower limb) which when injured causes severe bleeding leading to paralysis or death.	lohitākṣaḥ (marma)	लोहिताक्षः (मर्म)
ITA-3.16.40	Vulnerable location(s) above the cubital fossa in upper limb and popliteal fossa in lower limb	Four in number (one in each limb) which when injured causes swelling and paralysis.	āṇi (marma)	आणि (मर्म)
ITA-3.16.41	Vulnerable location(s) in the femoral vessels near mid-thigh	Four in number (one in each limb) which when injured causes wasting of limb due to bleeding.	ūrvī (marma)	ऊर्वी (मर्म)
ITA-3.16.42	Vulnerable location(s) near the wrist and ankle	Four in number (one in each limb) which when injured causes shivering and bending of the limb.	kūrcaḥ (marma)	कूर्चः (मर्म)
ITA-3.16.43	Vulnerable location(s) in the groin	Two in number which when injured leads to reduced fertility.	viṭapaḥ (marma)	विटपः (मर्म)
ITA-3.16.44	Vulnerable location(s) on either side of back near the ischial tuberosity	Two in number (one on each side) which when injured leads to paralysis and loss of sensation in the lower half of the body.	kukundaraḥ (marma)	कुकुन्दरः (मर्म)
ITA-3.16.45	Vulnerable location(s) in the axilla	Two in number (one on each side) which when injured leads to paralysis of one half of the body.	kakṣadharaḥ (marma), kakṣādharaḥ (marma)	कक्षधरः (मर्म), कक्षाधरः (मर्म)

Term ID	English term	Description	Sanskrit term in IAST*	Sanskrit term
ITA-3.16.46	Vulnerable location(s) in the depression behind the ear	Two in number (one on each side) which when injured leads to loss of hearing.	vidhurā (marma)	विधुरा (मर्म)
ITA-3.16.47	Vulnerable location(s) at the junction of head and neck	Two in number (one on each side) which when injured leads to involuntary movements of head.	kṛkāṭikā (marma)	कृकाटिका (मर्म)
ITA-3.16.48	Vulnerable location(s) near the midpoint of the scapula	Two in number (one on each side) which when injured leads to loss of sensation and wasting of arms.	aṃsaphalakam (marma)	अंसफलकम् (मर्म)
ITA-3.16.49	Vulnerable location(s) on either side of the throat	Two in number (one on each side) which when injured leads to difficulty in speech, altered voice and loss of taste sensation.	nīlā (marma)	नीला (मर्म)
ITA-3.16.50	Vulnerable location(s) on either side of the throat	Two in number (one on each side) which when injured leads to difficulty in speech, altered voice and loss of taste sensation.	manyā (marma)	मन्या (मर्म)
ITA-3.16.51	Vulnerable location(s) on either side of the nasal passage	Two in number (one on each side) which when injured leads to loss of smell.	phaṇam (marma)	फणम् (मर्म)
ITA-3.16.52	Vulnerable location(s) above the eyebrows	Two in number (one on each side) which when injured leads to blindness or impaired vision.	āvartaḥ (marma)	आवर्तः (मर्म)
ITA-3.16.53	Vulnerable location(s) on the wrist and ankle	Four in number (one on each limb) which when injured leads to pain and swelling of the affected part.	kūrcaśiraḥ (marma)	कूर्चशिरः (मर्म)
3.17	**Fetus or embryo**			
ITA-3.17.1	Fetus or embryo		garbhaḥ	गर्भः
ITA-3.17.2	Stage of fetal development resembling the morula		kalalam	कललम्

Term ID	English term	Description	Sanskrit term in IAST*	Sanskrit term
ITA-3.17.3	Stage of fetal development resembling the blastula		budbudam	बुद्बुदम्
ITA-3.17.4	Placenta		aparā, amarā	अपरा, अमरा
ITA-3.17.5	Umbilical cord		nābhināḍī, garbhanābhināḍī	नाभिनाडी, गर्भनाभिनाडी
ITA-3.17.6	Fetal membranes		jarāyuḥ	जरायुः
ITA-3.17.7	Birthing custard, vernix caseosa		ulvam	उल्वम्
ITA-3.17.8	Seed, germinative matrix	Male seed (pumbija) or female seed (stribija).	bīja	बीज:
ITA-3.17.9	Part of seed		bījabhāgaḥ	बीजभाग:
ITA-3.17.10	Subpart of seed		bījabhāgāvayavaḥ	बीजभागावयव:

4. Morbidity and diagnostic terms (general)
व्याधिविनिश्चयः, रोगविनिश्चयः

Term ID	English term	Description	Sanskrit term in IAST*	Sanskrit term
4.1	**Diagnosis**			
ITA-4.1.1	Diagnosis	Arrived at through careful consideration of information and the application of knowledge. Information is provided by the patient's narrative, the exploration of signs and symptoms and the results of patient examination. The knowledge derived from the learning and expertise of the physician is applied to this information to arrive at a diagnosis	vyādhiviniścayaḥ, rogaviniścayaḥ	व्याधिविनिश्चयः, रोगविनिश्चयः
4.2	**Disease, disorder**			
ITA-4.2.1	Disease	Ayurveda uses several terms as synonyms for diseases, based on the different perspectives under which diseases are understood: Disease, a condition which causes various types of pain and distress to the body and mind; Origin of diseases from ama; Illness due to multiple factors; Illness as obtrusive to life; Syndrome; Fever as a generic term for disease; Disorder, ailment; Discomfort, disease; A disease-state originating from the individual's physical or mental transgressions or demerits in present or past life.	1. vyādhiḥ; 2. āmayaḥ; 3. gadaḥ; 4. ātaṅkaḥ; 5. yakṣmā, samuccaya; 6. jvara; 7. vikāraḥ; 8. roga; 9. pāpmā.	1. व्याधिः 2. आमयः 3. गदः 4. आतङ्क 5. यक्ष्मा, समुच्चय 6. ज्वर 7. विकारः 8. रोग 9. पाप्मा

Term ID	English term	Description	Sanskrit term in IAST*	Sanskrit term
ITA-4.2.2	Comorbidity	A disease that gives rise to another disease while continuing to exist; it may also signify two or more diseases which coexist owing to a similarity of etiology or pathogenic mechanism.	vyādhisaṅkaraḥ	व्याधिसङ्करः
ITA-4.2.3	Types of disease	The categorization of diseases based on various established criteria.	vyādhibhedaḥ	व्याधिभेदः
ITA-4.2.4	Two types of psychological disease	Diseases which affect the psyche can be classified as either agitative, reactive (rajasika) or inertia-prone conditions (tamasika).	dvividha-mānasika-rogaḥ	द्विविध-मानसिक-रोगः
ITA-4.2.5	Diseases caused by agitative, reactive tendency	A disorder of the psyche caused by an increase in agitative, reactive tendency in the individual, e.g. excessive anger, jealousy or impetuousness.	rājasarogaḥ	राजसरोगः
ITA-4.2.6	Diseases caused by inertia prone tendency	A disorder of the psyche caused by increase in the inertia-prone tendency in the individual, e.g. grief, slothfulness or excessive sleepiness.	tāmasarogaḥ	तामसरोगः
ITA-4.2.7	Three types of somatic disease	A threefold classification of somatic diseases based on vitiation of vata, pitta and kapha.	trividha-śārīrika-rogaḥ	त्रिविध-शारीरिक-रोगः
ITA-4.2.8	Diseases caused by pitta	A disease caused by vitiation of pitta dosha in the body such as dyspepsia, bleeding tendency or jaundice.	āgneyarogaḥ	आग्नेयरोगः
ITA-4.2.9	Diseases caused by kapha	A disease caused by vitiation of kapha in the body such as anorexia.	saumyarogaḥ	सौम्यरोगः
ITA-4.2.10	Diseases caused by vata	A disease caused by vitiation of vata in the body such as arthritis, sciatica or paralysis.	vāyavyarogaḥ	वायव्यरोगः
ITA-4.2.11	Intrinsic or endogenous diseases	A disease resulting from affliction of the psyche and body including all psychosomatic diseases.	ādhyātmikarogaḥ	आध्यात्मिकरोगः
ITA-4.2.12	Hereditary diseases	A disease resulting from morbid sperm or ovum including all hereditary diseases.	ādibalapravṛttarogaḥ	आदिबलप्रवृत्तरोगः

Term ID	English term	Description	Sanskrit term in IAST*	Sanskrit term
ITA-4.2.13	Hereditary diseases of maternal origin	Hereditary conditions inherited through the maternal genetic line due to morbidity of the ovum.	mātṛjarogaḥ	मातृजरोगः
ITA-4.2.14	Hereditary diseases of paternal origin	Hereditary conditions inherited through the paternal genetic line due to morbidity of the sperm.	pitṛjarogaḥ	पितृजरोगः
ITA-4.2.15	Congenital anomalies	Conditions that occur at the time of birth which may be the result of diet and lifestyle choices by the mother during conception or from non-fulfilment of maternal cravings during pregnancy.	janmabalapravṛttarogaḥ	जन्मबलप्रवृत्तरोगः
ITA-4.2.16	Diseases due to inadequate fetal nutrition	Congenital disorders due to a deleterious diet during conception and pregnancy.	rasakṛtarogaḥ	रसकृतरोगः
ITA-4.2.17	Diseases due to neglect of maternal cravings	Congenital clinical conditions resulting from non-fulfilment of maternal cravings during pregnancy.	dauhṛdāpacārakṛtarogaḥ	दौहृदापचारकृतरोगः
ITA-4.2.18	Disorders resulting from dosha imbalance	Diseases that manifest in the living system due to vitiation of body humours such as fever and bleeding disorders.	doṣabalapravṛttarogaḥ	दोषबलप्रवृत्तरोगः
ITA-4.2.19	Diseases of the upper gastrointestinal tract	Diseases and conditions which have their origin in the gastroduodenal tract such as dyspepsia and vomiting.	āmāśayasamuttharogaḥ	आमाशयसमुत्थरोगः
ITA-4.2.20	Diseases of the lower gastrointestinal tract	Diseases and conditions which have their origin in the large intestinal tract such as piles and constipation.	pakvāśayasamuttharogaḥ	पक्वाशयसमुत्थरोगः
ITA-4.2.21	Extrinsic, exogenous diseases	Diseases caused in the body due to exogenous or traumatic causes such as accidental injuries and falls or resulting from animal bites or poisons.	ādhibhautikarogaḥ	आधिभौतिकरोगः
ITA-4.2.22	Traumatic physical injury	Diseases and conditions caused by trauma and injuries.	samghātabala-pravṛttarogaḥ	संघातबलप्रवृत्तरोगः

Term ID	English term	Description	Sanskrit term in IAST*	Sanskrit term
ITA-4.2.23	Diseases caused by sharp instruments	Diseases and conditions caused by weapons or instruments such as swords, surgical instruments, stones or wood.	śastrakṛtarogaḥ	शस्त्रकृतरोगः
ITA-4.2.24	Diseases caused by wild animals	Diseases and conditions caused by physical attack and bites from both tame and wild animals; it includes injuries caused by nails, horns, bites, snake poison and bee stings.	vyālakṛtarogaḥ	व्यालकृतरोगः
ITA-4.2.25	Diseases beyond human control	Diseases and conditions that arise from disturbances in nature such as natural calamities, seasonal or climatic variations, or following turbulent divine interventions such as floods, epidemics or droughts.	ādhidaivikarogaḥ	आधिदैविकरोगः
ITA-4.2.26	Diseases caused by diurnal and seasonal variations	Diseases and conditions that manifest in the body due to abnormal climatic variations such as excessive rain, heat or cold, and include conditions such as heatstroke or frost bite.	kālabalapravṛttarogaḥ	कालबलप्रवृत्तरोगः
ITA-4.2.27	Diseases resulting from untimely climatic changes or sudden variations	Diseases and conditions that manifest in the body due to unexpected changes in climate.	vyāpannartukṛtarogaḥ	व्यापन्नर्तुकृतरोगः
ITA-4.2.28	Diseases resulting from regular climatic changes	Diseases and conditions resulting from poor adaptation to the seasons.	avyāpannartukṛtarogaḥ	अव्यापन्नर्तुकृतरोगः
ITA-4.2.29	Diseases occurring by chance, beyond human control	Diseases, conditions and events that, in the absence of any apparent cause are believed to be of supernatural origin: they include those subsequent to natural calamities such as floods, cyclones, thunder, epidemics and pandemics.	daivabalapravṛttarogaḥ	दैवबलप्रवृत्तरोगः
ITA-4.2.30	Disorders caused by natural disasters	Diseases and conditions subsequent to natural disasters such as thunder, lightning, asteroid impacts and meteor showers on the terrestrial surface.	vidyudaśanikṛtarogaḥ	विद्युदशनिकृतरोगः
ITA-4.2.31	Diseases caused by malevolent or negative spiritual entities		piśācādikṛtarogaḥ	पिशाचादिकृतरोगः

Term ID	English term	Description	Sanskrit term in IAST*	Sanskrit term
ITA-4.2.32	Contagious diseases	Diseases and conditions that arise in individuals and are transmitted by close contact with other persons affected by diseases such as leprosy and conjunctivitis.	samsargajarogaḥ	संसर्गजरोगः
ITA-4.2.33	Idiopathic diseases	Diseases and conditions which manifest suddenly in the body without any apparent cause.	ākasmikarogaḥ	आकस्मिकरोगः
ITA-4.2.34	Conditions resulting from physiological variations or the ageing process	Diseases and conditions brought about by the natural progression of bodily processes such as hunger, thirst, sleep and old age.	svabhāvaba-lapravṛttarogaḥ	स्वभावबलप्रवृत्तरोगः
ITA-4.2.35	Natural diseases of timely occurrence	Diseases and conditions that manifest in the body due to the natural effect of time and physiological changes such as hunger and thirst as well as the ageing process, e.g. greying of hair in old age.	kālajarogaḥ	कालजरोगः
ITA-4.2.36	Natural diseases of untimely occurrence	Diseases and conditions that manifest in the body before their natural time of occurrence owing to improper dietetics and erratic lifestyles, e.g. premature ageing.	akālajarogaḥ	अकालजरोगः
ITA-4.2.37	Prognosis	The classification of diseases based on their prognosis as either curable or incurable.	sādhyāsādhyatā	साध्यासाध्यता
ITA-4.2.38	Diseases that are treatable	Diseases and conditions with a good prognosis.	sādhyarogaḥ	साध्यरोगः
ITA-4.2.39	Diseases that are easily treatable	Easily curable diseases and conditions which have fewer causative factors, lesser vitiation of dosha and develop in body tissues which are comparatively less depleted.	sukhasādhyarogaḥ	सुखसाध्यरोगः
ITA-4.2.40	Diseases that are difficult to treat or cure	Diseases and conditions that are curable with difficulty owing to various factors such as multiple etiological factors, depleted strength and functional imbalances.	kṛcchrasādhyarogaḥ	कृच्छ्रसाध्यरोगः
ITA-4.2.41	Diseases that are incurable	Diseases which are incurable owing to the implication of all dosha, multiple structural components and channels.	asādhyarogaḥ	असाध्यरोगः

Term ID	English term	Description	Sanskrit term in IAST*	Sanskrit term
ITA-4.2.42	Diseases that can be palliated	Diseases which by their nature are not completely curable but can be controlled or mitigated and symptoms palliated with suitable medicines and dietetics, e.g. persistent diabetes mellitus and bronchial asthma.	yāpyarogaḥ	याप्यरोगः
ITA-4.2.43	Diseases that are terminal	Diseases and conditions which cannot be successfully cured despite the best available care.	pratyākhyeyarogaḥ	प्रत्याख्येयरोगः
4.3.	**Tools for understanding disease and diagnosis**			
ITA-4.3.1	Disease assessment	The process of investigating a disease: it is conducted by applying the five diagnostic principles	rogaparīkṣā	रोगपरीक्षा
ITA-4.3.2.	Five diagnostic criteria	The fivefold factors that help in the understanding and diagnosis of a disease, including its etiology, prodromal symptoms, signs and symptoms, pathogenesis and aggravating and relieving factors.	nidānapañcakaḥ	निदानपञ्चकः
4.4.	**Etiology**			
ITA-4.4.1	Etiology	Etiology generally denotes understanding the causative factor and expression of morbidity. Ayurveda uses several terms as synonyms for etiology, based on the different perspectives under which etiology is understood: The factors directly or indirectly implicated in the etiology of a disease; Etiological factor; Indicative factor; Abode of the causative factor; Agent; Primary cause; Causative setting, conducive factor; Factors augmenting the pathology.	nidānam; hetuḥ; nimittam; āyatanam kartā; kāraṇam; pratyayam; samutthānam.	निदानम्; हेतुः; निमित्तम्; आयतनम्; कर्ता; कारणम्; प्रत्ययम्; समुत्थानम्.
ITA-4.4.2	Two types of etiological factors	Twofold type of etiological factors based on discriminating the etiological factor which directly causes a disease or condition which acts as an additional factor in its manifestation.	dvividhahetuḥ	द्विविधहेतुः

Term ID	English term	Description	Sanskrit term in IAST*	Sanskrit term
ITA-4.4.3	Originating cause of disease	An etiological factor that acts as the direct cause in the initiation of a disease by promoting the accumulation of the respective dosha.	utpādakahetuḥ	उत्पादकहेतुः
ITA-4.4.4	Aggravating cause of disease	An etiological factor that sustains, aggravates and stimulates progression of a disease or condition.	vyañjakahetuḥ	व्यञ्जकहेतुः
ITA-4.4.5	Extrinsic cause	External causes that include vitiation of dosha through alterations in food, behavioural patterns and time.	bāhyahetuḥ	बाह्यहेतुः
ITA-4.4.6	Intrinsic cause	Internal factors such as dosha and affected structural components in the body which act as prime causes of disease manifestation when they deviate from the normal stage of equilibrium.	ābhyantarahetuḥ	आभ्यन्तरहेतुः
ITA-4.4.7	Somatic cause	Causes leading to disturbances in the anatomy and physiology of the body.	śārīrikahetuḥ	शारीरिकहेतुः
ITA-4.4.8	Psychological cause	Causes leading to disturbances in the functions of the mind.	mānasikahetuḥ	मानसिकहेतुः
ITA-4.4.9	Three types of etiological factors	A classification of etiology into three types: these are improper use of sense organs, intellectual error and transformation under the effect of time.	trividhahetuḥ	त्रिविधहेतुः
ITA-4.4.10	Improper engagement of the senses	One of the three primary causes of a disease owing to misuse (underuse, overuse and abuse) of the senses.	asātmyendri-yārthasamyogaḥ	असात्म्येन्द्रियार्थसंयोगः
ITA-4.4.11	Behaviour based on erroneous judgement	One of the three primary causes of a disease owing to behaviour based on erroneous judgement.	prajñāparādhaḥ	प्रज्ञापराधः
ITA-4.4.12	Course of develop-ment, transformation	One of the three primary causes of a disease owing to the transformative impact of the flow of time.	pariṇāmaḥ	परिणामः
ITA-4.4.13	Vitiated dosha as a cause of disease	Seasonal variations leading to natural accumulation and aggravation of the dosha.	doṣahetuḥ	दोषहेतुः

Term ID	English term	Description	Sanskrit term in IAST*	Sanskrit term
ITA-4.4.14	Normal state of dosha in health	The normal physiological state of dosha underpinning a state of equilibrium and bodily health.	prākṛtadoṣaḥ	प्राकृतदोषः
ITA-4.4.15	Abnormal dosha as a cause of disease	A deviation of dosha from its normal physiological state of equilibrium, involving a disorder of its functional, qualitative or quantitative aspects: this is the basis of disease.	vaikṛtadoṣaḥ	वैकृतदोषः
ITA-4.4.16	Primary or independent disease	An independent disease or condition which has its own set of symptoms and classical line of treatment.	anubandhyaḥ	अनुबन्ध्यः
ITA-4.4.17	Secondary or dependent disease	A disease or condition which does not have an independent existence or line of treatment.	anubandhaḥ	अनुबन्धः
ITA-4.4.18	Displacement of dosha from its natural seat	A specific term which represents a pathological phenomenon when vitiated vata dosha forcefully shifts another dosha from its normal seat to another site and gives rise to symptoms.	āśayāpakarṣaḥ	आशयापकर्षः
ITA-4.4.19	Causes which aggravate dosha	Causes which aggravate dosha irrespective of the disease.	doṣahetuḥ	दोषहेतुः
ITA-4.4.20	Disease-specific causes	Factors that give rise to a disease or condition irrespective of the dosha involved.	vyādhihetuḥ	व्याधिहेतुः
ITA-4.4.21	Causes which aggravate dosha and disease-specific causes	Factors which not only aggravate a particular dosha but also give rise to a particular disease or condition; causes affecting both mind and body.	ubhayahetuḥ	उभयहेतुः
ITA-4.4.22	Four types of etiological factor	There are four types of etiological factors: . proximate cause, distant etiological factor, mild yet potential causative factor and dominant causative factor	caturvidhahetuḥ	चतुर्विधहेतुः
ITA-4.4.23	Proximate cause	A cause from which a disease or condition results as a direct and uninterrupted consequence, e.g. a dry or astringent diet is the proximate cause of fever due to the predominance of vata.	sannikṛṣṭahetuḥ	सन्निकृष्टहेतुः

Term ID	English term	Description	Sanskrit term in IAST*	Sanskrit term
ITA-4.4.24	Distant etiological factor	A distant or indirect causative factor which is less influential in giving rise to a disease or condition.	viprakṛṣṭahetuḥ	विप्रकृष्टहेतुः
ITA-4.4.25	Mild yet potential causative factor	A nondominant causative factor: it cannot independently give rise to a disease or condition but may contribute to it when the apposite situation arises in the body.	vyabhicārihetuḥ	व्यभिचारिहेतुः
ITA-4.4.26	Dominant causative factor	A dominant causative factor plays a preponderant role in giving rise to a disease or condition: this kind of factor produces instantaneous vitiation of the dosha, damaging the tissues even before being processed in the body, and is therefore very potent, e.g. a poison.	prādhānikahetuḥ	प्राधानिकहेतुः
4.5	**Pathology**			
ITA-4.5.1	Prodrome, premonitory symptoms	Recognition of the prodrome or set of premonitory, precursory symptoms, treatment of which can forestall manifestation of the disease; they are classified into two types depending on their nature.	pūrvarūpam	पूर्वरूपम्
ITA-4.5.2	Classification of prodromes	A classification of prodromal symptoms based on their general and specific nature which may indicate a particular disease or condition.	pūrvarūpabhedaḥ	पूर्वरूपभेदः
ITA-4.5.3	Specific prodrome	A specific symptom pertaining to a particular dosha. The term also denotes those premonitory symptoms which indicate the onset of a particular disease or clinical condition.	viśeṣapūrvarūpam	विशेषपूर्वरूपम्
ITA-4.5.4	General prodrome	General premonitory symptoms. The term also denotes those premonitory symptoms which may indicate the impending disease or condition without providing any information about dosha predominance.	sāmānyapūrvarūpam	सामान्यपूर्वरूपम्

Term ID	English term	Description	Sanskrit term in IAST*	Sanskrit term
ITA-4.5.5	Signs and symptoms	Ayurveda uses several terms as synonyms for signs and symptoms, based on the different perspectives under which they are understood: Any morbid phenomenon or departure from the normal in structure, function or sensation, as experienced by the patient or observed by the physician and indicating a disease. Morphological sign; Characteristic feature; Sign or mark; Resemblance; Figurative sign; Clinical presentation.	liṅgaḥ, liṅga; ākṛtiḥ; lakṣaṇam; cihnam; samsthānam; vyañjanam; rūpam.	लिङ्गः, लिङ्ग; आकृतिः; लक्षणम्; चिह्नम्; संस्थानम्; व्यञ्जनम्; रूपम्.
ITA-4.5.6	Differential diagnosis upheld by positive treatment response	Signs and symptoms of improvement signifying alleviation of the disease or condition.	upaśayaḥ	उपशयः
ITA-4.5.7	Types of therapeutic diagnosis	Different categories of alleviating factor used in the trial-and-error method of diagnosis.	upaśayabhedaḥ	उपशयभेदः
ITA-4.5.8	Antagonistic to etiology	The judicious use of medicines, regimens and dietetics that are antagonistic to the etiology of the disease or condition.	hetuviparītaḥ	हेतुविपरीतः
ITA-4.5.9	Antagonistic to disease	The judicious use of medicines, regimens and dietetics that are antagonistic to the nature of the disease or condition itself.	vyādhiviparītaḥ	व्याधिविपरीतः
ITA-4.5.10	Antagonistic to etiology and disease	The judicious use of medicines, regimens and dietetics that are antagonistic to both the etiology and disease itself.	hetuvyādhiviparītaḥ	हेतुव्याधिविपरीतः
ITA-4.5.11	Treatment with interventions known to be cause of disease		viparītārthakārī	विपरीतार्थकारी

Term ID	English term	Description	Sanskrit term in IAST*	Sanskrit term
ITA-4.5.12	Treatment with interventions similar to disease etiology	The judicious use of medicines, regimens and dietetics that are similar to the etiology of the disease or condition, but capable of providing relief.	hetuviparītārthakārī	हेतुविपरीतार्थकारी
ITA-4.5.13	Treatment with interventions usually considered to be disease-aggravating factors	The judicious use of medicines, regimens and dietetics that are known to aggravate the signs and symptoms of the disease or condition temporarily but can provide relief from the disease itself.	vyādhiviparītārthakārī	व्याधिविपरीतार्थकारी
ITA-4.5.14	Treatment with interventions similar to disease etiology as well as disease-aggravating factors	The judicious use of medicines, regimens and dietetics that are similar to both the etiology and disease, but capable of providing relief.	hetuvyādhi-viparītārthakārī	हेतुव्याधिविपरीतार्थकारी
ITA-4.5.15	Differential diagnosis upheld by negative treatment response	Signs and symptoms of aggravation signifying ineffective intervention of diet and medicines.; one of the diagnostic tools when a disease or condition cannot be interpreted merely by its clinical features.	anupaśayaḥ	अनुपशयः
ITA-4.5.16	Evolution or natural course of disease	The sequence of events from etiology to manifestation of a disease, which is classified into six stages .	samprāptiḥ, jātiḥ, āgatiḥ	सम्प्राप्तिः, जातिः, आगतिः
ITA-4.5.17	Classification of pathogenesis		samprāptibhedaḥ	सम्प्राप्तिभेदः
ITA-4.5.18	Number of subtypes of pathogenesis	Number of pathogenesis subtypes characteristic of a disease or condition.	saṅkhyāsamprāptiḥ	सङ्ख्यासम्प्राप्तिः
ITA-4.5.19	Significance-based pathogenesis	Pathogenesis subclassification based on the primary or secondary ailment.	Prādhānyasamprāptiḥ	प्राधान्यसम्प्राप्तिः
ITA-4.5.20	Classification-based pathogenesis	Pathogenesis subclassification based on various prognostic aspects such as whether a disease or condition can be classified as easily curable, incurable or difficult to cure.	vidhisamprāptiḥ	विधिसम्प्राप्तिः

Term ID	English term	Description	Sanskrit term in IAST*	Sanskrit term
ITA-4.5.21	Fraction-specific pathogenesis	Pathogenesis subclassification based on which one or fraction of the three dosha predominates.	vikalpasamprāptiḥ	विकल्पसम्प्राप्तिः
ITA-4.5.22	Intensity-specific pathogenesis	Pathogenesis subclassification based on the strength of the disease or condition.	balasamprāptiḥ	बलसम्प्राप्तिः
ITA-4.5.23	Time-specific pathogenesis	A pathogenesis subclassification based on the time of occurrence or aggravation of the disease or condition.	kālasamprāptiḥ	कालसम्प्राप्तिः
ITA-4.5.24	Complication	A factor, event or condition complicating a disease or condition.	upadravaḥ	उपद्रवः
ITA-4.5.25	Adverse event	A harmful or prejudicial event occurring during a therapeutic intervention.	vyāpad	व्यापद्
ITA-4.5.26	Patient-related adverse event	An adverse event due to insufficient adherence to the treatment regimen by the patient.	āturanimittajaḥ	आतुरनिमित्तजः
ITA-4.5.27	Physician-related adverse event	An adverse event due to an act of negligence or omission specifically committed by the treating physician.	bhiṣaṅnimittajaḥ	भिषङ्निमित्तजः
ITA-4.5.28	Treatment-related adverse event	An adverse event due to an inappropriate or inadequate treatment.	bheṣajanimittajaḥ	भेषजनिमित्तजः
ITA-4.5.29	Sign or symptom of impending death	The presence of ominous signs and symptoms indicative of a poor prognosis or impending death.	ariṣṭalakṣaṇam	अरिष्टलक्षणम्
4.6	**Staging of the disease**			
ITA-4.6.1	Disease stage	The different stages or phases of a disease or condition.	rogāvasthā	रोगावस्था

Term ID	English term	Description	Sanskrit term in IAST*	Sanskrit term
ITA-4.6.2	Ama, a state of incomplete digestion, transformation or metabolism	A transient state of the body wherein the digestive, metabolic processes come to a standstill and do not further transform to end products, by-products or waste products. This standstill leads to various changes in the body such as blockade of channels, excess secretions, unusual accumulation of waste materials, slowing down of movements and catabolic processes. It presents with the following generic symptoms: loss of strength, heaviness, laziness, tastelessness or altered taste, and exhaustion even without physical or mental exertion. The ama phase is an initial stage of almost all disorders, e.g. fever or diarrhoea, which arises due to vitiation of endogenous factors: dosha, fundamental structural components and excretory products. Physiologically, the ama phase denotes early digestion of food in the stomach.	āma , āmāvastha	आम, आमावस्था
ITA-4.6.3	State of active digestion, and transformation of ama	An intermediary stage of active digestion and transformation of ama leading to the next non-ama state. This can be a state of natural disease progression or may have to be induced by intervention to mitigate the pathology and treat the condition. Physiologically it is the state of active digestion of food in the intestines.	pacyamānāvasthā	पच्यमानावस्था
ITA-4.6.4	Ripened stage of dosha	The transformative phase in the course of a disease or wound indicating a post-inflammatory or suppurative condition.	pakvāvasthā	पक्वावस्था
ITA-4.6.5	Transformative stage devoid of ama pathology	The state when ama is converted either under the effect of time or by therapeutic measures.	nirāmāvasthā	निरामावस्था

Term ID	English term	Description	Sanskrit term in IAST*	Sanskrit term
ITA-4.6.6	Stages of disease manifestation and management	A comprehensive term for the six prominent stages in disease management indicating the stepwise progression of its pathogenesis.	kriyākālaḥ/ṣaṭkriyākālaḥ	क्रियाकालः/षट्क्रियाकालः
ITA-4.6.7	Stage of a dosha increasing in its own location	The first stage of disease manifestation, when dosha increases in its own place or site.	sañcayaḥ	सञ्चयः
ITA-4.6.8	Stage of a dosha reaching the threshold	The second stage of disease manifestation, when dosha increases to reach the threshold at its own location. This term may also indicate physiological aggravation of dosha.	prakopaḥ	प्रकोपः
ITA-4.6.9	Stage of a dosha spreading beyond its own location	The third stage of disease manifestation, when aggravated dosha migrates outside its own location.	prasaraḥ	प्रसरः
ITA-4.6.10	Stage of a dosha localizing outside its location	The fourth stage of disease manifestation, when aggravated and migrant dosha lodges in a different location from its original one and gives rise to prodromal symptoms.	sthānasaṁśrayaḥ	स्थानसंश्रयः
ITA-4.6.11	Stage of clinical manifestation of a disease	The fifth stage of disease manifestation, when a disease or condition becomes clinically manifest.	vyaktiḥ	व्यक्तिः
ITA-4.6.12	Stage of disease developing into subtypes or leading to complications	The sixth stage of disease manifestation kālaḥ, when the established disease or condition differentiates into subtypes based on dosha and which may signal complications.	bhedaḥ	भेदः
4.7	**Clinical methods**			
ITA-4.7.1	Patient examination		rogīparīkṣā	रोगीपरीक्षा
ITA-4.7.2	Standard three-component examination	Examination of the patient by observation (darshana), palpation (sparshana) and interview (prashna).	trividhaparīkṣā (darśana, sparśana , praśna)	त्रिविधपरीक्षा (दर्शन, स्पर्शन, प्रश्न)

Term ID	English term	Description	Sanskrit term in IAST*	Sanskrit term
ITA-4.7.3	Six ways of clinical examination	Examination of a patient based on analysis of information acquired by the physician using his or her five senses and by interview.	ṣaḍvidhaparīkṣā	षड्विधपरीक्षा
ITA-4.7.4	Eight methods of clinical examination	Clinical examination of eight domains: 1. pulse ; 2. urine; 3. excreta; 4. tongue; 5. voice and other body-sounds such as breathing and heart; 6. tactile examination; 7. eyes and eyesight; 8. build and appearance.	aṣṭasthānaparīkṣā	अष्टस्थानपरीक्षा
ITA-4.7.5	Ten domains of clinical examination	Tenfold clinical examination: 1. individual constitution; 2. morbidity; 3. excellence of structural components; 4. compactness of tissues or organs; 5. measurement of body constituents; 6. homologation; 7. psychic condition; 8. power of food intake and digestion; 9. power of performing exercise; 10. age.	daśavidhaparīkṣā	दशविधपरीक्षा
4.8	**Diagnosis: miscellaneous terms**			
ITA-4.8.1	Obstructive pathology	A complete or partial obstruction in the body channels leading to their malfunctioning.	srotorodhaḥ	स्रोतोरोधः
ITA-4.8.2	Functional alteration of body channels	A functional and/or structural alteration of the body channels leading to a pathological process.	srotovaiguṇyam	स्रोतोवैगुण्यम्
ITA-4.8.3	Functional alteration of body channels	A structural and/or functional alteration of the body channels due to vitiated dosha or ama.	srotoduṣṭihetuḥ	स्रोतोदुष्टिहेतुः
ITA-4.8.4	Types of body channel deformities	The various types of the deformity affecting the body channels.	srotoduṣṭiprakāraḥ	स्रोतोदुष्टिप्रकारः
ITA-4.8.5	Body channel dysfunction involving excess activity	Excessive activity with increase and overflow of contents in the body channels.	atipravṛttiḥ	अतिप्रवृत्तिः
ITA-4.8.6	Body channel dysfunction involving obstruction	Obstruction of the body channels with restriction of movement; sometimes resulting in the formation of a collateral pathway.	saṅgaḥ	सङ्गः

Term ID	English term	Description	Sanskrit term in IAST*	Sanskrit term
ITA-4.8.7	Body channel dysfunction involving displacement of contents	Diversion to the flow of the contents and movement in the wrong body channels.	vimārgagamanam	विमार्गगमनम्
ITA-4.8.8	Body channel dysfunction involving bulging or growth	Occurrence of a knot-like or nodular growth in the lumen of the body channels.	sirāgranthiḥ	सिराग्रन्थिः
ITA-4.8.9	Coexistence of aggravated three dosha	Simultaneous or stagewise involvement of all three aggravated dosha in the pathogenesis of a disease.	sannipātaḥ	सन्निपातः
ITA-4.8.10	Group of diseases, comorbidity	The simultaneous appearance of two or more illnesses.	rogānīkaḥ	रोगानीकः
ITA-4.8.11	Disease pathogenesis and manifestation	The site of origin of the pathogenesis and/or manifestation of a disease or condition.	rogādhiṣṭhānam	रोगाधिष्ठानम्
ITA-4.8.12	Vitiated dosha lying dormant	A state in which vitiated dosha remains dormant (concealed) in the body conduits. In this state, the dosha remains primed to cause diseases when circumstances are favourable.	līnadoṣāvasthā	लीनदोषावस्था
ITA-4.8.13	Displaced dosha	Aggravated dosha which has migrated or been relocated from its original site. Synonym: āgantu-dosha.	sthānāntaragatadoṣaḥ	स्थानान्तरगतदोषः
ITA-4.8.14	Correctly located dosha	Dosha residing in its own place.	sthānikadoṣaḥ	स्थानिकदोषः
ITA-4.8.15	Disease symptoms in accord with dosha	A disease or condition due to coexistence of aggravated three dosha , in which dosha dominance can be understood based on symptoms.	prakṛtisamasam-avetasannipātajarogaḥ	प्रकृतिसमसमवेतसन्नि-पातजरोगः
ITA-4.8.16	Disease symptoms in discord with dosha	A disease or condition due to coexistence of aggravated three dosha , in which dosha dominance cannot be understood based on symptoms.	vikṛtiviṣamasam-avetasannipātajarogaḥ	विकृतिविषमसमवेतसन्नि-पातजरोगः

Term ID	English term	Description	Sanskrit term in IAST*	Sanskrit term
ITA-4.8.17	Normal state, normalcy	The state of being normal in every respect, without deviation from or derangement of the normal state, function or quality.	prakṛtiḥ	प्रकृतिः
ITA-4.8.18	Abnormal state	Not typical, usual or regular; differing in any way from the normal state, structure or condition.	vikṛtiḥ	विकृतिः
ITA-4.8.19	Movement of dosha	When it is not physiological, the movement of dosha within the body is a pathogenic mechanism which results in the manifestation of disease in different tracts.	doṣagatiḥ	दोषगतिः
ITA-4.8.20	Transit destinations of dosha	Spread or migration of vitiated dosha.	sañcārasthānam	सञ्चारस्थानम्
ITA-4.8.21	Shifting of dosha from gut to structual components	Physiological or pathological movements of dosha towards the structural components; diseases become manifest when the vitiated dosha gets dislodged in structural components .	śākhāgatiḥ	शाखागतिः
ITA-4.8.22	Shifting of dosha	A movement of dosha towards the vital parts, including the head and various junctures and junctions of the body.	madhyamagatiḥ	मध्यमगतिः
ITA-4.8.23	Dosha associated with ama	Dosha associated with ama undergoes qualitative and functional alterations and becomes capable of giving rise to diseases.	sāmadoṣaḥ	सामदोषः
ITA-4.8.24	Dosha not associated with ama	When ama associated with dosha undergoes depletion, the resultant dosha is termed devoid of ama state; it is still in a vitiated state and has not returned to normal state.	nirāmadoṣaḥ	निरामदोषः
ITA-4.8.25	Inherent capacity of the body to resist diseases	The inherent resisting power of the body, which strives to arrest the occurrence, progress and re-occurrence of diseases.	vyādhikṣamatvam	व्याधिक्षमत्वम्
ITA-4.8.26	Inherent capacity of the body to resist diseases	A natural, nonspecific type of immunity which defends the body whenever any disease occurs for the first time.	vyādhibalavirodhitatvam	व्याधिबलविरोधितत्वम्
ITA-4.8.27	Inherent capacity of the body to resist diseases	The defence mechanism of the body which intervenes to resist the occurrence or re-occurrence of diseases.	vyādhyudpādaprati-bandhakatvam	व्याध्युद्पादप्रतिबन्धकत्वम्

Term ID	English term	Description	Sanskrit term in IAST*	Sanskrit term
ITA-4.8.28	Terminal disease	A terminal disease or condition with no further treatment options, other than palliative care.	anupakrama, pratyākhyeyaroga	अनुपक्रम, प्रत्याख्येयरोग
ITA-4.8.29	Comorbidity	The presence or co-existence of more than one disease or condition at a given time.	vyādhisaṅkaraḥ	व्याधिसङ्कर
ITA-4.8.30	Pro-causative factor and disease		hetuvyādhi-viparītārthakārī	हेतुव्याधिविपरीतार्थकारी
ITA-4.8.31	Mind as seat of disease	A disease or condition in which the mind is first affected followed by the body.	manodhiṣṭānaṃ	मनोधिष्ठानम्
ITA-4.8.32	Disease caused exclusively by one dosha	A group of diseases or conditions which are the unique expression of a particular dosha without the involvement of any other dosha.	nānātmajavikāra	नानात्मजविकार
ITA-4.8.33	Disease caused by one or more dosha	A disease or condition of generic etiology, i.e. due to derangement of one or more dosha.	sāmānyajavikāraḥ	सामान्यजविकारः
ITA-4.8.34	Disease caused by another disease	A primary disease or condition that serves as the etiology for another disease and continues to exist in its original form.	nidānārthakararoga	निदानार्थकररोग
ITA-4.8.35	Dependant, secondary disease	A secondary or dependant disease or condition that resolves when the primary disease or condition is treated.	paratantra	परतन्त्र
ITA-4.8.36	Judgement of error	An action taken based on an erroneous judgement, which may be due to a failure of wisdom, intellect or memory	prajñāparādhaḥ	प्रज्ञापराधः
ITA-4.8.37	Prodrome	A forerunner or early symptom of a disease or condition.	pūrvarūpa	पूर्वरूप
ITA-4.8.38	Disease caused by more than one dosha	A disease or condition caused by the combination of two dosha.	saṃsarga	संसर्ग
ITA-4.8.39	Physical body as seat of disease	A disease or condition in which the body is first affected followed by the mind.	śarīrādhiṣṭānaṃ	शरीराधिष्टानम्
ITA-4.8.40	Conditions amenable to surgery	A disease or condition that requires, and which can be treated and managed by surgical techniques.	śastrasādhya	शस्त्रसाध्य

Term ID	English term	Description	Sanskrit term in IAST*	Sanskrit term
ITA-4.8.41	Primary disorder	A disease entity of independent etiology and pathology which has a direct bearing on associated conditions in terms of ultimate treatment outcome:	svatantra	स्वतन्त्र
ITA-4.8.42	Disease complication(s)	The consequences or complications of a disease or condition.	upadravaroga	उपद्रवरोग

5. Morbidity and diagnostic terms (disorders)
विकारः

Term ID	English term	Description	Sanskrit term in IAST*	Sanskrit term
5.1	**Disorder**			
ITA-5.1.1	Disorder	A disorder refers to a set of dysfunctions in any body system which is evaluated from associated signs, symptoms or findings. Each disorder may be defined by its symptomology, etiological explanation, course and outcome, treatment response or linkage to interacting environmental factors.	vikāraḥ	विकारः
5.2	**Derangement of dosha**			
ITA-5.2.1	Derangement of dosha		doṣavaiṣamyam	दोषवैषम्यम्
ITA-5.2.2	State of dosha		doṣāvasthā	दोषावस्था
5.2.1	**Disorders of vitiated vata**			
ITA-5.2.1.1	Accumulation of vata	A disorder characterized by impaired movements of vata in the gastrointestinal tract, reduced gastrointestinal motility; stagnated bowel movements; abdominal fullness.	vātasañcayaḥ	वातसञ्चयः

Term ID	English term	Description	Sanskrit term in IAST*	Sanskrit term
ITA-5.2.1.2	Aggravation of vata	A disorder characterized by some or all the following signs and symptoms: dislocation/prolapse; expansion/dilatation; obstruction/adherence; breaking type of pain; bodily exhaustion or tiredness; horripilation/bristling; dryness of mouth/thirst; tremors/trembling/shaking; contrary or circular movement of vata; pulsation; pricking pain; uneasiness/ agitation/feeling of discomfort; abnormal movements; roughness of body; conspicuousness/clarity/perceptibility; porousness/hollowness; slight reddish complexion of body; astringent taste in mouth; loss of taste/unpleasant taste in mouth; dryness/wasting/emaciation; sharp type of pain; numbness/drowsiness; contractions of body parts; stiffness/ rigidity and limping.	vātaprakopaḥ/ vātavṛddhilakṣaṇam	वातप्रकोपः/ वातवृद्धिलक्षणम्
ITA-5.2.1.3	Aggravation of life force	A disorder characterized by some or all the following signs and symptoms: hiccups; breathlessness/difficulty in breathing; impairment of sense organs, notably the eye; cold catarrh; facial paralysis; thirst and cough.	prāṇavātakopaḥ	प्राणवातकोपः
ITA-5.2.1.4	Aggravation of ascending vata	A disorder characterized by some or all the following signs and symptoms: symptoms of throat obstruction (choking or difficulty in speaking); mental disturbance; vomiting; loss of taste; cold catarrh; glandular swelling in the jaw, neck or throat region or goitre; diseases of body above the collar bone or head and neck.	udānavātakopaḥ	उदानवातकोपः
ITA-5.2.1.5	Aggravation of circulating vata	A disorder characterized by some or all the following signs and symptoms: a decrease in virility/semen; decrease or lack of enthusiasm/energy; diminution of physical strength; oedema; excitement; fever; quadriplegia; pricking type of pain; horripilation; numbness of body parts; skin disease; spreading cellulitis or erysipelas; diseases affecting whole body.	vyānavātakopaḥ	व्यानवातकोपः

Term ID	English term	Description	Sanskrit term in IAST*	Sanskrit term
ITA-5.2.1.6	Aggravation of kindling vata	A disorder characterized by some or all the following signs and symptoms: palpable glandular enlargement in abdomen/ abdominal lump; diminution of digestive fire; diarrhoea; colicky pain in abdomen; structural and functional impairment of duodenum; diseases of or originating in distal gastrointestinal tract; diseases of or originating in stomach.	samānavātakopaḥ	समानवातकोपः
ITA-5.2.1.7	Aggravation of descending vata	A disorder characterized by some or all the following signs and symptoms: diseases of distal gastrointestinal tract; disorders of urinary system; disorders of semen; haemorrhoids; rectal prolapse.	apānavātakopaḥ	अपानवातकोपः
ITA-5.2.1.8	Spreading of vata	A disorder characterized by abnormal movements of air; gurgling intestinal sounds or borborygmi.	vātaprasaraṇam	वातप्रसरणम्
ITA-5.2.1.9	Diminution of vata	A disorder characterized by some or all the following signs and symptoms: sluggishness of body; reduced talking; displeasure or discontent; loss of consciousness; exhaustion; tiredness or inability to perform physical activities; reduced activities; loss of investigating intelligence or consciousness; diseases due to increased kapha; excessive salivation; loss of taste; nausea and palpitations; impairment of agni.	vātakṣayaḥ	वातक्षयः
ITA-5.2.1.10	Aggravation of vata in abdominal and thoracic cavity and organs in the cavity	A disorder characterized by some or all the following signs and symptoms: haemorrhoids; palpable glandular enlargement in abdomen/abdominal lump; pain in sides of chest/flanks; inguinal swelling/herniation; retention of urine; retention of faeces; diseases of heart.	koṣṭhāśritavātakopaḥ	कोष्ठाश्रितवातकोपः
ITA-5.2.1.11	Aggravation of vata in rectum	A disorder characterized by some or all the following signs and symptoms: retention of faeces; obstruction to passage of urine/retention; retention of flatus; sharp pain in anus; abdominal distension; urolithiasis; multiple gravely particles in urine; pain in calf muscles; wasting of calf region; pain in thighs; wasting of thighs; pain in sacroiliac region of back; wasting of sacroiliac region of back; pain in legs/feet; wasting of legs; pain in back; wasting of back.	gudasthitavātaḥ	गुदस्थितवातः

Term ID	English term	Description	Sanskrit term in IAST*	Sanskrit term
ITA-5.2.1.12	Aggravation of vata in stomach	A disorder characterized by some or all the following signs and symptoms: pain in precordial region/angina pectoris; pain in umbilical region; pain in sides of chest/flanks; pain in abdomen; thirst; eructations; loose motions and vomiting caused by ama; cough; dryness in throat; dryness in mouth; breathlessness/difficulty in breathing; vomiting; choking sensation/obstruction of throat; diseases above the umbilicus or nabhi.	āmāśayagatavātaḥ	आमाशयगतवातः
ITA-5.2.1.13	Aggravation of vata in colon	A disorder characterized by some or all the following signs and symptoms: borborygmi/gurgling intestinal sounds; colicky pain in abdomen; dysuria; difficulty in passing stool; borborygmi with distension; pain in sacroiliac region; constipation; urolithiasis; herniation; haemorrhoids; stiffness of sacroiliac region; stiffness of lower back.	pakvāśayagatavātaḥ	पक्वाशयगतवातः
ITA-5.2.1.14	Aggravation of vata in the sense organs	A disorder characterized by functional impairment of the sense organs.	Jñānendriyagatavāta/ śrotrādīndriyagatavātaḥ	ज्ञानेन्द्रियगतवात/ श्रोत्रादीन्द्रियगतवातः
ITA-5.2.1.15	Aggravation of vata in skin	A disorder characterized by some or all the following signs and symptoms: dryness of skin; cracking of skin; numbness of skin; thinning of skin/skin atrophy; blackening of skin; pricking pain in skin; stretching and redness of skin; pain in small joints; skin irritation resembling application of mustard paste; cracking of skin; discoloration; scaling of skin.	tvakgatavātaḥ	त्वक्गतवातः
ITA-5.2.1.16	Aggravation of vata in blood	A disorder characterized by some or all the following signs and symptoms: acute pain with a burning sensation; discoloration; emaciation; loss of taste; appearance of rash/ scabs on the body; stiffness of body after taking food; sleepiness/numbness; redness/congestion; indigestion; giddiness or dizziness; wound/ulcer/sore.	asṛggatavātaḥ/ raktagatavātaḥ	असृग्गतवातः/रक्तगतवातः

Term ID	English term	Description	Sanskrit term in IAST*	Sanskrit term
ITA-5.2.1.17	Aggravation of vata in muscle	A disorder characterized by some or all the following signs and symptoms: heaviness of body, excessive pain in body as if beaten by a stick or fists; pain and excessive fatigue; glandular swelling which is hard; firm or rough; pricking pain; exhaustion/fatigue; severe pain; stiffness; glandular swelling with pain.	māṃsagatavātaḥ	मांसगतवातः
ITA-5.2.1.18	Aggravation of vata in fatty tissue	A disorder characterized by some or all the following signs and symptoms: heaviness of body, excessive pain in body as if beaten by a stick or fists; pain and excessive fatigue; glandular swelling which is hard; firm or rough; pricking pain; exhaustion/fatigue; severe pain; stiffness; mild pain; glandular swelling without ulcer.	medogatavātaḥ	मेदोगतवातः
ITA-5.2.1.19	Aggravation of vata in bone	A disorder characterized by some or all the following signs and symptoms: cracking type of pain in bone and small joints; extreme wasting of muscles/diminution of muscle mass; loss of physical strength or weakness; insomnia/sleeplessness; constant pain; pain in thighs; pain in joints; severe loss of physical strength; diminution of asthi/osteopenia/ osteoporosis.	asthigatavātaḥ	अस्थिगतवातः
ITA-5.2.1.20	Aggravation of vata in bone marrow	A disorder characterized by some or all the following signs and symptoms: cracking type of pain in bone and small joints; pain in joints; extreme wasting of muscles/diminution of muscle mass; loss of physical strength or weakness; insomnia/sleeplessness; constant pain; porousness of bones; stiffness.	majjāgatavātaḥ	मज्जागतवातः
ITA-5.2.1.21	Aggravation of vata in seminal tissue	A disorder characterized by some or all the following signs and symptoms: delayed labour/postterm delivery, miscarriage/ abortion/preterm delivery; delayed ejaculation; premature ejaculation; congenital anomalies in offspring; inability to ejaculate.	śukragatavātaḥ	शुक्रगतवातः

Term ID	English term	Description	Sanskrit term in IAST*	Sanskrit term
ITA-5.2.1.22	Aggravation of vata in tendons and ligaments.	A disorder characterized by some or all the following signs and symptoms: external bending of body, internal bending of body; shooting pain in extremities; kyphosis; quadriplegia; monoplegia; rigidity/stiffness; tremors; sharp pain; convulsions; sciatica.	snāyugatavātaḥ	स्नायुगतवातः
ITA-5.2.1.23	Aggravation of vata in veins	A disorder characterized by some or all the following signs and symptoms: mild pain; mild oedema; dryness/emaciation of body; presence or absence of pulsation in blood vessels; thinness or excessive thickness and narrowing or dilatation of blood vessels; sharp pain; contraction/narrowing of blood vessels or sira; bulky/prominent blood vessels; fullness of blood vessels; emptiness of blood vessels.	sirāgatavātaḥ	सिरागतवातः
ITA-5.2.1.24	Aggravation of vata in joints	A disorder characterized by some or all the following signs and symptoms: swelling as if filled with air on palpation; swelling in joints; flexion and extension of joints with pain; joint pain; loss of joint mobility.	sandhigatavātaḥ	सन्धिगतवातः
ITA-5.2.1.25	Convulsions	A disorder characterized by some or all the following signs and symptoms: abrupt movements of limbs; wasting of hands; wasting of feet; wasting of blood vessels; wasting of muscles; wasting of tendons.	ākṣepakaḥ	आक्षेपकः
ITA-5.2.1.26	Tonic convulsion		daṇḍakaḥ	दण्डकः
ITA-5.2.1.27	Convulsive fit	A disorder characterized by some or all the following signs and symptoms: the body bending like a bow, convulsive movements of body; confusion/delirium; difficulty in expiration/ laborious breathing; fixed/staring eyes; shutting eyes; cooing like a pigeon; frequent fainting/unconsciousness; pain in temporal region of head/temples; pain in head/headache; pain in precordial region/angina pectoris; loss of movement; sunken eyes/downward gaze.	apatantrakaḥ	अपतन्त्रकः

Term ID	English term	Description	Sanskrit term in IAST*	Sanskrit term
ITA-5.2.1.28	Orthotonus	A disorder characterized by some or all the following signs and symptoms: fixed eyes/gaze; loss of consciousness; cooing sound from throat; repeated fainting; regaining consciousness after a while in recovery; offering water to the ancestral souls/ritual arrangements for sacrifice to the spirits of dead persons.	apatānakaḥ	अपतानकः
ITA-5.2.1.29	Orthotonus with rod like stiffness	A disorder characterized by the whole body becoming stiff like a stick.	daṇḍāpatānakaḥ	दण्डापतानकः
ITA-5.2.1.30	Opisthotonus	A disorder characterized by some or all the following signs and symptoms: backward bending of head; elevation of chest; torticollis/stiffness of neck; bending of neck/neck pain; grinding of teeth/biting; yawning; salivation; choked voice; confusion/weakness after the attack/episode; breaking type of pain in chest; back or thigh.	bahirāyāmaḥ/ bāhyāyāmaḥ/ dhanuḥstambhaḥ	बहिरायामः/बाह्यायामः/ धनुःस्तम्भः
ITA-5.2.1.31	Hemiplegia	A disorder characterized by some or all the following signs and symptoms: hemiplegia/hemiparesis; loss of movement/ inability to move; impediment of speech/dysphasia; pain; contraction in a lower limb; contraction in an upper limb; pricking pain; sharp/acute pain; senselessness/ unconsciousness; dislocation of joint/flaccidity; loss of tactile sensation.	pakṣāghātaḥ/ pakṣavadhaḥ	पक्षाघातः/पक्षवधः
ITA-5.2.1.32	Paraparesis	A disorder characterized by some or all the following signs and symptoms: flickering/twitching of various parts of body; bursting type of pain in joints; feeling as if limbs are being broken; severe pain; pricking pain; breaking type of pain; pulsating sensation; stiffening of body; convulsions; joint contraction; joint trembling.	sarvāṅgavātaḥ/ sarvāṅgarogaḥ	सर्वाङ्गवातः/सर्वाङ्गरोगः
ITA-5.2.1.33	Facial paralysis	A disorder characterized by localized paralysis of one half of the face with or without involvement of the body.	arditaḥ	अर्दितः

Term ID	English term	Description	Sanskrit term in IAST*	Sanskrit term
ITA-5.2.1.34	Lockjaw; trismus	A disorder characterized by difficulty in chewing; difficulty in speaking; mouth remaining open; lack of pain; mouth remaining closed/trismus.	hanugrahaḥ	हनुग्रहः
ITA-5.2.1.35	Wry neck; torticollis	A disorder characterized by torticollis/stiffness of posterior aspect of neck.	manyāstambhaḥ	मन्यास्तम्भः
ITA-5.2.1.36	Rigid tongue	A disorder characterized by inability to eat food and liquids; inability to speak.	jihvāstambhaḥ	जिह्वास्तम्भः
ITA-5.2.1.37	Obstructed blood vessel	A disorder characterized by blackish discoloration; dryness; associated with pain. In certain cases where the vessels of head are affected the condition becomes complicated (difficult to treat).	sirāgrahaḥ	सिराग्रहः
ITA-5.2.1.38	Sciatica	A disorder characterized by some or all the following signs and symptoms: gradual stiffness of gluteal region; lower and upper back; thigh; knee; calf muscles and feet; constant/ frequent throbbing/twitching sensation; to-and-fro movements/ stretching of thigh; suppression/holding down of thighs.	gṛdhrasī	गृध्रसी
ITA-5.2.1.39	Brachial neuralgia	A disorder characterized by loss of upper extremity functioning.	viśvācī	विश्वाची
ITA-5.2.1.40	Synovitis of the knee with effusion	A disorder characterized by a large painful swelling in the knee-joint/swelling in knee which resembles a jackal head; severe pain in mid-knee.	kroṣṭukaśīrṣaḥ	क्रोष्टुकशीर्षः
ITA-5.2.1.41	Lameness		khañjaḥ	खञ्जः
ITA-5.2.1.42	Paraplegia		paṅguḥ	पङ्गुः
ITA-5.2.1.43	Kesari palsy	A disorder characterized by trembling on walking; dragging walking/lameness; loss of joint control/loose joint ligaments.	kalāyakhañjaḥ	कलायखञ्जः

Term ID	English term	Description	Sanskrit term in IAST*	Sanskrit term
ITA-5.2.1.44	Pain specific to heels		vātakhuḍḍatā/ vātakaṇṭakaḥ	वातखुड्डता/वातकण्टकः
ITA-5.2.1.45	Burning feet	A disorder characterized by burning sensation in feet.	pādadāhaḥ	पाददाहः
ITA-5.2.1.46	Peripheral neuritis of the feet	A disorder characterized by numbness in feet; sensation of excitement/tingling in feet.	pādaharṣaḥ	पादहर्षः
ITA-5.2.1.47	Muscle wasting around shoulder joint	A disorder characterized by atrophy of structures binding the shoulder joints/wasting of shoulder region.	aṃsaśoṣaḥ	अंसशोषः
ITA-5.2.1.48	Painful conditions of shoulder joints with severely affected or restricted movements	A disorder characterized by atrophy of structures binding the shoulder joints/wasting of shoulder region; ligamentous contractions; inhibition of upper limb movements.	avabāhukaḥ	अवबाहुकः
ITA-5.2.1.49	Dumbness	A disorder characterized by dumbness/aphasia.	mūkatvam	मूकत्वम्
ITA-5.2.1.50	Nasal intonation of speech	A disorder characterized by nasal twang.	minminaḥ	मिन्मिनः
ITA-5.2.1.51	Bladder pain radiating towards anus and penis	A disorder characterized by pain travelling down from colon and urinary bladder; tearing sensation in genitals; tearing sensation in anus; severe pain in bladder region.	tūnī	तूनी
ITA-5.2.1.52	Proctalgia	A disorder characterized by pain from the anorectal and penile region which rapidly radiates upwards.	pratitūnī	प्रतितूनी
ITA-5.2.1.53	Constipation and abdominal distension	A disorder characterized by some or all the following signs and symptoms: gurgling intestinal sounds/borborygmi; excessive pain; abdominal distension; obstruction of flatus.	ānāhaḥ/ ādhmānam	आनाहः/आध्मानम्

Term ID	English term	Description	Sanskrit term in IAST*	Sanskrit term
ITA-5.2.1.54	Severe abdominal distension	A disorder characterized by some or all the following signs and symptoms: abdominal distension originating from stomach, gurgling intestinal sounds/borborygmi; excessive pain; abdominal distension; obstruction of flatus.	pratyānāhaḥ/ pratyādhmānam	प्रत्यानाहः/प्रत्याध्मानम्
ITA-5.2.1.55	Globular swelling near the urinary bladder resembling benign prostatic enlargement	A disorder characterized by some or all the following signs and symptoms: distension of urinary bladder; distension in the rectum; obstruction to passage of urine; obstruction in passage of faeces; severe pain; obstruction to passage of flatus; urine and faecal matter; stony hard globular swelling/ gland below navel; upwardly extended prominent gland in navel.	vātāṣṭhīlā	वाताष्ठीला
ITA-5.2.1.56	Morbid tremor	A disorder characterized by involuntary movements of all body parts/shaking movement of whole body.	kampaḥ/ vepathuḥ	कम्पः/वेपथुः
ITA-5.2.1.57	Twisting pain in upper and lower limbs	A disorder characterized by some or all the following signs and symptoms: cramp in feet; cramp in calf; cramp in thigh; cramp in wrist; cramp in hand.	khallī	खल्ली
ITA-5.2.1.58	Upward movement of vata	A disorder characterized by excessive belchings/eructations.	ūrdhvavātaḥ	ऊर्ध्ववातः
5.2.2	**Disorders of vitiated pitta**			
ITA-5.2.2.1	Derangement of pitta		pittavikāraḥ	पित्तविकारः
ITA-5.2.2.2	Morbid state of pitta		pittadoṣāvasthā	पित्तदोषावस्था
ITA-5.2.2.3	Accumulation of pitta	A disorder characterized by yellowishness of body, hypothermia or mild warmth.	pittasañcayaḥ	पित्तसञ्चयः

Term ID	English term	Description	Sanskrit term in IAST*	Sanskrit term
ITA-5.2.2.4	Aggravation of pitta	A disorder characterized by some or all the following signs and symptoms: sour belching/eructations; thirst; severe burning sensation; burning sensation; redness/congestion; warmth; inflammation/suppuration; perspiration; moistening/ soddening; discharge; wheal-like skin eruptions; exhaustion; syncope or swooning; intoxication; pungent taste; sour taste; pallor of a reddish-brown colour.	pittaprakopaḥ/ pittavṛddhi-lakṣaṇam	पित्तप्रकोपः/ पित्तवृद्धि-लक्षणम्
ITA-5.2.2.5	Spreading of pitta	A disorder characterized by some or all the following signs and symptoms: burning sensation; sucking type of pain; severe burning sensation; vomiting of medicated smoke or dhūma; sensation of heat in mouth.	pittaprasaraḥ	पित्तप्रसरः
ITA-5.2.2.6	Diminution of pitta	A disorder characterized by some or all the following signs and symptoms: diminution of warmth; diminution of agni; diminished complexion or loss of body lustre; rigidity or stiffness; coldness; irregular or inconsistent pain; burning sensation; loss of taste; indigestion; roughness of body; tremors; heaviness; whitish nails; whitish eyes.	pittakṣayaḥ	पित्तक्षयः
5.2.3	**Disorders of vitiated kapha**			
ITA-5.2.3.1	Morbid state of kapha		kaphadoṣāvasthā	कफदोषावस्था
ITA-5.2.3.2	Accumulation of kapha	A disorder characterized by heaviness; lethargy.	kaphasañcayaḥ	कफसञ्चयः
ITA-5.2.3.3	Aggravation of kapha	A disorder characterized by aversion to food; nausea.	kaphaprakopaḥ	कफप्रकोपः
ITA-5.2.3.4	Spreading of kapha	A disorder characterized by loss of taste; indigestion; bodily exhaustion or tiredness/inability to perform physical activities; vomiting.	kaphaprasaraḥ	कफप्रसरः

Term ID	English term	Description	Sanskrit term in IAST*	Sanskrit term
ITA-5.2.3.5	Diminution of kapha	A disorder characterized by some or all the following signs and symptoms dryness; burning sensation inside the body; feeling of emptiness/vacuity in all the seats of śleśma especially the stomach or amaśaya; joint dislocation/laxity; thirst; weakness; sleeplessness/insomnia; giddiness or dizziness; cramps; generalized body aches; completely dried up; pricking pain; heat/fever; burning sensation; bursting type of pain; shivering/tremors; smoky/fuming sensation; heart palpitations.	kaphakṣayaḥ	कफक्षयः
5.3	**Disorders of vitiated fundamental structural components**			
ITA-5.3.1	Derangement of structural components		dhātuvaiṣamyam	धातुवैषम्यम्
ITA-5.3.2	Derangement of primary circulating nutrient fluid		rasavaiṣamyam	रसवैषम्यम्
ITA-5.3.3	Diminution of primary circulating nutrient fluid	A disorder characterized by some or all the following signs and symptoms: shaking; intolerance of high frequency sounds; sharp pain; palpitation on minor exertion; precordial pain/cardiac pain; tremors; absence of alertness; thirst; dryness/wasting/emaciation; palpitations; tiredness on minor exertion/dyspnoea on exertion; dryness; fatigued mind and body.	rasakṣayaḥ	रसक्षयः

Term ID	English term	Description	Sanskrit term in IAST*	Sanskrit term
ITA-5.3.4	Aggravation or morbid increase of primary circulating nutrient fluid	A disorder characterized by some or all the following signs and symptoms: nausea; excessive salivation; loss of taste; unpleasant taste in mouth; nausea; aversion to sweet food; generalized body aches; diseases caused by kapha; white discoloration; coldness; obesity; lethargy; heaviness; bodily exhaustion or tiredness/inability to perform physical activities; obstruction in srotas/obstruction to flow of primary circulating nutrient fluid (rasa); syncope or swooning; excessive sleep; drowsiness/lassitude; breathlessness/difficulty in breathing; cough; diminution of agni; loosening/dislocation of joints; flaccidity/laxity in body parts.	rasavṛddhiḥ	रसवृद्धिः
ITA-5.3.5	Disproportion of blood	Changes in the normal quantity and quality of blood.	raktavaiṣamyam	रक्तवैषम्यम्
ITA-5.3.6	Diminution of blood	A disorder characterized by some or all the following signs and symptoms: rough/dry skin; cracked skin; faded skin/ lustreless skin; praying for/desire for/liking of sour taste; praying/desire/liking for cold; laxity of vessels/tortuous vessels; dryness.	raktakṣayaḥ	रक्तक्षयः
ITA-5.3.7	Morbid increase of blood	A disorder characterized by some or all the following signs and symptoms: redness of skin/body parts; reddish-coloured eyes; fullness of blood vessels; skin disease; spreading cellulitis/erysipelas; papules/eruptions; irregular or excessive menstruation; redness/inflammation of eyes/conjunctivitis; redness/inflammation of mouth/stomatitis; redness/ inflammation of penis/balanitis; redness/inflammation of anus/ proctitis; plīha; palpable glandular enlargement in abdomen/ abdominal lump; abscess; blackish patches on face; clinical features of jaundice; loss of agni; feeling of entering into darkness; clinical features of vātarakta; diseases caused by pitta; unconsciousness/confusion; urine with blood/blood-coloured urine/haematuria; clinical features of raktapitta; inflammation of gums/gingivitis; clinical features of jaundice.	raktavṛddhiḥ	रक्तवृद्धिः

Term ID	English term	Description	Sanskrit term in IAST*	Sanskrit term
ITA-5.3.8	Blood vitiated by vata	A disorder characterized by some or all the following signs and symptoms: slightly red-coloured blood; clear blood; frothy blood; thin/dilute blood or reduced in quantity; black-coloured blood; blood with less viscocity; fast-flowing blood; non-coagulating blood; dark, brown-coloured blood; clear blood; blood with less unctuousness; blood with an astringent taste; blood with a metallic smell; blood with speedy oozing; blood at subnormal temperature.	vātikaraktaduṣṭiḥ	वातिकरक्तदुष्टिः
ITA-5.3.9	Blood vitiated by pitta	A disorder characterized by some or all the following signs and symptoms: blood with yellow discoloration; blackish-coloured blood; delayed coagulation because of hotness; blood with a bluish tinge; blood with a greenish tinge; dark, brown-coloured blood; blood smelling of raw meat; not favourable for ants; flies or bees because of kaṭu rasa; non-coagulating because of hotness; sooty/smoky-coloured blood; blood smelling of fish; blood with a shiny appearance/ particles; blood resembling cow's urine.	paittikaraktaduṣṭiḥ	पैत्तिकरक्तदुष्टिः
ITA-5.3.10	Blood vitiated by kapha	A disorder characterized by some or all the following signs and symptoms: yellowish, white-coloured blood; slimy in nature; thready appearance of blood; blood with a thick consistency; blood resembling a solution of red ochre/gairika; blood of an unctuous nature; blood which is cold to touch; thick voluminous blood; blood which oozes for long time/ delayed coagulation; blood as thick as muscle fibres; blood coloured like a kovidara flower; blood which clots easily; blood which blocks a wound opening; blood with a salty taste; blood smelling of vasa.	ślaiṣmikaraktaduṣṭiḥ	श्लैष्मिकरक्तदुष्टिः
ITA-5.3.11	Blood vitiated by tridosha	A disorder characterized by some or all the following signs and symptoms: gruel-coloured blood; blood with a very bad odour; coppery, blue-coloured blood; impure blood; turbid blood.	sānnipātikaraktaduṣṭiḥ	सान्निपातिकरक्तदुष्टिः
ITA-5.3.12	Disproportion of muscle	Changes in the normal quantity and quality of muscles.	māmsavaiṣamyam	मांसवैषम्यम्

Term ID	English term	Description	Sanskrit term in IAST*	Sanskrit term
ITA-5.3.13	Diminution of muscle	A disorder characterized by some or all the following signs and symptoms: wasting of hips; wasting of neck; wasting of abdomen; wasting of cheeks/whole side of face including the temple; wasting/dryness of lips; wasting dryness of genitals or penis; wasting of thighs; wasting of chest; wasting of armpits/ axillae; wasting of calf; dryness; pricking pain; bodily exhaustion or tiredness; dysfunction of channels carrying blood and nerve impulses; lazy eyes/eye fatigue; splitting type of pain in joints.	māmsakṣayaḥ	मांसक्षयः
ITA-5.3.14	Excessive increase of muscle	A disorder characterized by some or all the following signs and symptoms: hypertrophy/enlargement of hips; hypertrophy/enlargement of cheeks/whole side of face including the temple; hypertrophy/enlargement of lips; hypertrophy/enlargement of genitals or penis; hypertrophy/ enlargement of thighs; hypertrophy/enlargement of arms; enlargement of abdomen; hypertrophy/enlargement of calf; heaviness of limbs; heaviness of hips; heaviness of cheeks; heaviness of lips; heaviness of arms; heaviness of abdomen; heaviness of thighs; heaviness of calf; diseases of palate; diseases of tongue; diseases of kantha/throat; glandular swelling in jaw; neck and throat region/goitre; series of nodules in neck region; tumour; glandular swelling; diseases of kapha and rakta; hypertrophy of māṃsa in kaṇṭha.	māmsavṛddhiḥ	मांसवृद्धिः
ITA-5.3.15	Disproportion of fat	Changes in the normal quantity and quality of adipose tissue.	medovaiṣamyam	मेदोवैषम्यम्
ITA-5.3.16	Diminution of fat	A disorder characterized by some or all the following signs and symptoms: breaking/splitting type of pain; fatigued mind and body; eye stress; sunken abdomen; splenomegaly; hollow feeling in joints; dryness of body parts; desire for fatty meat; numbness in low back; emaciation; exhaustion/fatigue; dryness/wasting/emaciation; signs and symptoms of māṃsa depletion.	medaḥkṣayaḥ	मेदःक्षयः

Term ID	English term	Description	Sanskrit term in IAST*	Sanskrit term
ITA-5.3.17	Morbid increase of fat	A disorder characterized by some or all the following signs and symptoms: unctuousness of body parts; pendulous fatty enlargement of abdomen; fatty deposition in flanks; cough; difficulty in breathing/dyspnoea on minor exertion; bad odour; prodromal signs of prameha; complications of obesity; diseases of kapha and rakta; signs and symptoms of enlargement/hypertrophy of māṃsa; exhaustion/fatigue; pendulous fatty enlargement of hips; pendulous fatty enlargement of breasts.	medovṛddhiḥ	मेदोवृद्धिः
ITA-5.3.18	Disproportion of bone	Changes in the normal quantity and quality of osseous tissue.	asthivaiṣamyam	अस्थिवैषम्यम्
ITA-5.3.19	Diminution of bone	A disorder characterized by some or all the following signs and symptoms: scalp hair loss/thinning; body hair loss/ thinning; nail fall/thinning; beard/moustache loss/thinning; tooth loss/decay; exhaustion/fatigue; joint dislocation/laxity; bone pains; cracked teeth; cracked nails; dryness; roughness/ dryness; pricking type of bone pains; desire to eat bony meat.	asthikṣayaḥ	अस्थिक्षयः
ITA-5.3.20	Morbid increase of bone	A disorder characterized by excessive growth of bones/ overlapping bones; excessive growth of teeth/redundant overlapping teeth.	asthivṛddhiḥ	अस्थिवृद्धिः
ITA-5.3.21	Disproportion of bone marrow	Changes in the normal quantity and quality of bone marrow.	majjāvaiṣamyam	मज्जावैषम्यम्
ITA-5.3.22	Diminution of bone marrow	A disorder characterized by some or all the following signs and symptoms: decaying of bony tissue; weakness; lightness; repeated afflictions with vāta roga; reduced quantity of semen/śukra; breaking type of pain in small joints; pricking/ piercing type of bone pain; feeling of emptiness in bones; porousness of bones; giddiness/dizziness; blackouts.	majjākṣayaḥ	मज्जाक्षयः
ITA-5.3.23	Morbid increase of bone marrow	A disorder characterized by heaviness of the whole body; heaviness of eyes; redness of eyes; redness of body; furuncles at the base of small joints.	majjāvṛddhiḥ	मज्जावृद्धिः

Term ID	English term	Description	Sanskrit term in IAST*	Sanskrit term
ITA-5.3.24	Disproportion of semen	Changes in the normal quantity and quality of seminal tissue.	śukravaiṣamyam	शुक्रवैषम्यम्
ITA-5.3.25	Diminution of semen	A disorder characterized by some or all the following signs and symptoms: weakness or loss of physical strength; dryness of mouth; pallor/pale colour of body parts; exhaustion/tiredness of body and mind; inability to perform sexual act/impotence; inability to ejaculate semen/ suppression of semen; penile pain; scrotal pain/severe scrotal pain; inability to perform sexual act; delayed ejaculation; ejaculation of semen along with blood; black-outs; pricking type of scrotal pain; smoky sensation in penis.	śukrakṣayaḥ	शुक्रक्षयः
ITA-5.3.26	Morbid increase of semen	A disorder characterized by seminal calculi/crystals; excessive ejaculation of semen; excessive desire for intercourse with women.	śukravṛddhiḥ	शुक्रवृद्धिः
ITA-5.3.27	Disorders of menstrual flow	Changes in the quantity and quality of menstruation.	ārtavavaiṣamyam	आर्तववैषम्यम्
ITA-5.3.28	Diminution of menstrual flow; or scanty menstruation	A disorder characterized by irregular menstruation/ metrorrhagia; scanty menstrual flow; pain in vagina.	ārtavakṣayaḥ	आर्तवक्षयः
ITA-5.3.29	Morbid increase of menstrual flow	A disorder characterized by generalized body aches, excessive menstrual bleeding/menorrhagia, bad odour of menses.	ārtavavṛddhiḥ	आर्तववृद्धिः
ITA-5.3.30	Vitiation of breast milk		stanyavaiṣamyam	स्तन्यवैषम्यम्
ITA-5.3.31	Diminution of breast milk	A disorder characterized by emaciated breasts/loss of shapliness of breasts; suppression of lactation; reduced lactation.	stanyakṣayaḥ	स्तन्यक्षयः
ITA-5.3.32	Morbid increase of breast milk	A disorder characterized by fully extended/large breasts; frequent secretion of milk; pricking pain.	stanyavṛddhiḥ	स्तन्यवृद्धिः

Term ID	English term	Description	Sanskrit term in IAST*	Sanskrit term
ITA-5.3.33	Disproportion of ojas		ojovaiṣamyam	ओजोवैषम्यम्
ITA-5.3.34	Diminution of ojas	A disorder characterized by some or all the following signs and symptoms: fear; loss of physical strength or weakness; constant thinking; distressed sense organs/sense organs not able to perform properly; diminished complexion; lack of mental strength; dryness; feeling wasted/dried up/emaciated; syncope or swooning; extreme wasting of muscles/diminution of muscle mass; confusion/delirium; excessive talking/ irrelevant speech/incoherent speech; death.	ojakṣayaḥ	ओजक्षयः
ITA-5.3.35	Dislodgement of ojas	A disorder characterized by loosening/dislocation of joints; bodily exhaustion or tiredness; depletion of dosha; diminished activities of both body and mind.	ojovisramsaḥ	ओजोविस्रंसः
ITA-5.3.36	Derangement of ojas	A disorder characterized by stiffness of body; heaviness of limbs; swelling caused by vāta; discoloration of skin; fatigued mind and body; drowsiness/lassitude; sleep.	ojovyāpat	ओजोव्यापत्
ITA-5.3.37	Excess formation of ojas		ojovṛddhiḥ	ओजोवृद्धिः
5.4	**Disorders of vitiated excretory products**			
ITA-5.4.1	Derangement of excretory products		malavaiṣamyam	मलवैषम्यम्
ITA-5.4.2	Derangement of urine		mūtravaiṣamyam	मूत्रवैषम्यम्
ITA-5.4.3	Diminution of urine	A disorder characterized by some or all the following signs and symptoms: dysuria; discoloration of urine; thirst; dryness in mouth; pricking pain in urinary bladder or basti; oliguria; haematuria.	mūtrakṣayaḥ	मूत्रक्षयः

Term ID	English term	Description	Sanskrit term in IAST*	Sanskrit term
ITA-5.4.4	Morbid increase of urine	A disorder characterized by some or all the following signs and symptoms: frequent micturition; pricking pain in urinary bladder or basti; abdominal distension; urge even after micturition.	mūtravṛddhiḥ	मूत्रवृद्धिः
ITA-5.4.5	Derangement of faeces	A disorder characterized by distension and upward movement of vayu.	purīṣavaiṣamyam	पुरीषवैषम्यम्
ITA-5.4.6	Diminution of faeces	A disorder characterized by some or all the following signs and symptoms: gripping type of pain; pain in precordial region/angina pectoris; pain in flanks; upward movement of vata with sounds/upward oblique movement of vata with sounds in abdomen; movement of vata in the abdomen; reduced quantity of faeces.	purīṣakṣayaḥ	पुरीषक्षयः
ITA-5.4.7	Morbid increase of faeces	A disorder characterized by some or all the following signs and symptoms: gurgling sounds in the abdomen; pain in abdomen; heaviness of abdomen; enlargement of abdomen.	purīṣavṛddhiḥ	पुरीषवृद्धिः
ITA-5.4.8	Excretory products associated with incomplete digestion, transformation or metabolism	A disorder characterized by some or all the following signs and symptoms: obstruction in srotas or channels; diminution of physical strength; heaviness; suppression of movements of vata; lethargy; indigestion; spitting; obstruction of faecal passage; loss of taste; exhaustion without exertion.	sāmamalaḥ	साममलः
ITA-5.4.9	Derangement of sweat		svedavaiṣamyam	स्वेदवैषम्यम्
ITA-5.4.10	Diminution of sweat	A disorder characterized by some or all the following signs and symptoms: stiff/rigid body hairs; wasting/contracture of skin; abnormality in touch perception; loss of perspiration; hair loss; tearing/cracking of skin; numbness of skin; hardness/ roughness of skin.	svedakṣayaḥ	स्वेदक्षयः
ITA-5.4.11	Morbid increase of sweat	A disorder characterized by bad skin odour; itching; increased perspiration.	svedavṛddhiḥ	स्वेदवृद्धिः

Term ID	English term	Description	Sanskrit term in IAST*	Sanskrit term
ITA-5.4.12	Debris deposition at the root of the tongue	A disorder characterized by restricted expiration; bad mouth smell/halitosis.	jihvāmūlagatamalaḥ	जिह्वामूलगतमलः
5.5	**Disorders of vitiated channels**			
ITA-5.5.1	Vitiation of channels	Deleterious changes in the structure and function of channels (srotas) carrying vital life force; water; food; seven tissues; menstrual flow-carrying channel; excretory products: stools, sweat and urine.	srotovaiṣamyam	स्रोतोवैषम्यम्
ITA-5.5.2	Vitiation of channels carrying vital life force	A disorder characterized by some or all the following signs and symptoms: severe restricted expiration; agitated expiration; slow expiration; frequent expiration; expiration with loud sounds; expiration with pain	prāṇavahasrotoduṣṭiḥ	प्राणवहस्रोतोदुष्टिः
ITA-5.5.3	Vitiation of channels carrying water	A disorder characterized by some or all the following signs and symptoms: dryness of tongue; palate; lips; throat; and kloma region and excess thirst (udakavahasrotoduṣṭiḥ).	udakavahasrotoduṣṭiḥ	उदकवहस्रोतोदुष्टिः
ITA-5.5.4	Vitiation of channels carrying food	A disorder characterized by some or all the following signs and symptoms: an aversion to food; loss of taste; indigestion; vomiting.	annavahasrotoduṣṭiḥ	अन्नवहस्रोतोदुष्टिः
ITA-5.5.5	Vitiation of channels carrying primary product of digestion	A disorder characterized by some or all the following signs and symptoms: anorexia, nausea, impaired sensation of taste, heaviness, fever with body aches, loss of digestive power, premature wrinkling of skin, greying of hair.	rasavahasrotoduṣṭiḥ	रसवहस्रोतोदष्टिः
ITA-5.5.6	Vitiation of channels carrying blood	A disorder characterized by some or all the following signs and symptoms: skin afflictions, erysipelas, dysfunctional uterine bleeding, inflammation of rectum, penis, mouth, enlargement of spleen, moles, freckles, jaundice, ringworm, leucoderma, papules, wheals.	raktavahasrotoduṣṭiḥ	रक्तवहस्रोतोदुष्टिः
ITA-5.5.7	Vitiation of channels carrying muscle	A disorder characterized by some or all the following signs and symptoms: granular eruptions, growths, tumours, warts, sloughing of muscles, dry gangrene.	māmsavahasrotoduṣṭiḥ	मांसवहस्रोतोदुष्टिः

Term ID	English term	Description	Sanskrit term in IAST*	Sanskrit term
ITA-5.5.8	Vitiation of channels carrying medas	A disorder characterized by some or all the following signs and symptoms: excessive collection of tartar on the teeth, palate, tongue; burning sensation in hands and feet; sticky sweating; thirst and breathlessness.	medovahasrotoduṣṭiḥ	मेदोवहस्रोतोदुष्टिः
ITA-5.5.9	Vitiation of channels carrying bone	A disorder characterized by some or all the following signs and symptoms: hypertrophy of bones and teeth or atrophy, pain in the teeth, bones discoloration of the hair, head, body, face, and nails.	asthivahasrotoduṣṭiḥ	अस्थिवहस्रोतोदुष्टिः
ITA-5.5.10	Vitiation of channels carrying bone marrow	A disorder characterized by some or all the following signs and symptoms: pain in the joints, giddiness, fainting and deep-seated wounds in the joint.	majjāvahasrotoduṣṭiḥ	मज्जावहस्रोतोदुष्टिः
ITA-5.5.11	Vitiation of channels carrying semen	A disorder characterized by some or all the following signs and symptoms: impotency, sterility, abortion and congenital deformities.	shukravahasrotoduṣṭiḥ	शुक्रवहस्रोतोदुष्टिः
ITA-5.5.12	Vitiation of channels carrying menstrual flow	A disorder characterized by some or all the following signs and symptoms: excessive or decreased or irregular menstrual flow, uterine prolapse, abortion, infertility.	ārtavavahasrotoduṣṭiḥ	आर्तववहस्रोतोदुष्टिः
ITA-5.5.13	Vitiation of channels carrying urine	A disorder characterized by some or all the following signs and symptoms: excess micturition; dribbling; dysuria.	mūtravahasrōtōduṣṭiḥ	मूत्रवहस्रोतोदुष्टिः
ITA-5.5.14	Vitiation of channels carrying stools	A disorder is characterized by difficulty in defecation; scanty defecation; defecation with sound; painful defecation; defecating watery stools; defecating scybalous/hard stools; defecating large-volume stools.	purīṣavaha-srōtōduṣṭi	पुरीषवहस्रोतोदुष्टिः
ITA-5.5.15	Vitiation of channels carrying sweat	A disorder characterized by some or all the following signs and symptoms: complete lack of sweating. or excess sweating; dryness or excess stickiness of skin; burning sensation of limbs; horripilation.	svedavahasrotoduṣṭiḥ	स्वेदवहस्रोतोदुष्टिः

Term ID	English term	Description	Sanskrit term in IAST*	Sanskrit term
5.6	**Fevers**			
ITA-5.6.1	Fever	A disorder characterized by rise of temperature/agitation; absence of perspiration; generalized body stiffness/pain.	jvaraḥ	ज्वरः
ITA-5.6.2	Prodromal symptoms of fever	A disorder characterized by some or all the following signs and symptoms: dysgeusia/loss of taste; heaviness of body; aversion to food; querulous eyes; lacrimation/tears in eyes; excessive sleep; distress/discontent/restlessness; yawning; flexion/bending of body; shivering/tremors; exhaustion/ fatigue; giddiness or dizziness; excessive talking/irrelevant speech/incoherent speech; sleeplessness; horripilation; sensitive teeth/dental hyperaesthesia; random intolerance to sound; cold; wind and the sun; wavering like and dislike of cold; wavering like and dislike of wind; wavering like and dislike of sun; loss of taste; indigestion; weakness; generalized body aches; low vitality; slowness in activities; lethargy; loss of regular functions; aversion to work; disregard of superiors' instructions; dislike of children; indifference towards own duties; dislike of garlands and external applications; difficulty in deglutition; aversion to sweet food; liking for sour food; liking for salty food; liking for pungent food; discoloration; eyes filled with tears; black-outs; displeasure/discontent; feeling of cold; tear-filled; agitated eyes; excessive sleeping; claudication/cramp in the calf muscles; exhaustion without exertion; disregard for better advice; aversion to sweet food; severe thirst; wavering like and dislike of sound without any reason; wavering like and dislike of agni/warmth without any reason; wavering like and dislike of water without any reason; stumbling gait; burning eyes.	jvarapūrvarupam	ज्वरपूर्वरुपम्

Term ID	English term	Description	Sanskrit term in IAST*	Sanskrit term
ITA-5.6.3	Fever due to vitiated vata	A disorder characterized by some or all the following signs and symptoms: unusual/irregular type of onset; unusual/ irregular type of remission/settling of fever; temperature difference between body parts; variations in severity of fever; onset of fever at the end of digestion; onset of fever in the evening; onset of fever in the early morning; onset of fever at the end of summer; rise in fever at the end of digestion; rise in fever in the evening; rise in fever in the early morning; rise in fever at the end of summer; rough nails; rough eyes; rough face/mouth; rough urine; rough faeces; rough skin; dark red-coloured nails; dark red-coloured eyes; dark red-coloured face; dark red-coloured urine; dark red-coloured faeces; dark red-coloured skin; severe cracking of nails; severe expanding sensation in eyes; severe expanding/cracking sensation in mouth; severe suppression of micturition; severe suppression of defecation; severe cracking of skin; various types of. pain in body parts; numbness in feet; claudication/cramp in the calf muscles; looseness in knee joints; looseness in joints; fatigue in thighs; breaking type of pain in lower back; breaking type of pain in flanks; breaking type of pain in back; breaking type of pain in shoulders; breaking type of pain in arms; breaking type of pain in shoulderblade; breaking type of pain in chest; cutting type of pain in lower back; cutting type of pain in flanks; cutting type of pain in back; cutting type of pain in shoulders; cutting type of pain in arms; cutting type of pain in shoulderblades; cutting type of pain in chest; crushing feeling in the lower back; crushing feeling in the flanks; crushing feeling in the back; crushing feeling in the shoulders; crushing feeling in the arms; crushing feeling in the shoulderblade; crushing feeling in the chest; churning feeling in the lower back; churning feeling in the flanks; churning feeling in the back; churning feeling in the shoulders;	vātajvaraḥ	वातज्वरः

Term ID	English term	Description	Sanskrit term in IAST*	Sanskrit term
ITA-5.6.3	Fever due to vitiated vata	churning feeling in the arms; churning feeling in the shoulderblade; churning feeling in the chest; broken feeling in the lower back; broken feeling in the flanks; broken feeling in the back; broken feeling in the shoulders; broken feeling in the arms; broken feeling in the shoulderblade; broken feeling in the chest; splitting type of pain in lower back; splitting type of pain in sides of chest; splitting type of pain in back; splitting type of pain in shoulders; splitting type of pain in arms; splitting type of pain in shoulderblades; splitting type of pain in chest; constricting feeling in the lower back; constricting feeling in the sides of chest; constricting feeling in the back; constricting feeling in the shoulders; constricting feeling in the arms; constricting feeling in the shoulderblades; constricting feeling in the chest; jaw not able to perform its action/ immovable jaw; sound in the ear/tinnitus; sharp shooting pain in temporal region of head; astringent taste in the mouth; loss of taste of mouth/unability for perceive taste; dryness of mouth; dryness of palate; dry throat; thirst; stiffness of cardiac region; dry vomiting/nausea; dry cough; suppression of sneezing; suppression of eructations; stagnation of primary product of digestion; excessive salivation; loss of taste; indigestion; depression; yawning; flexion/bending of body; shivering/tremors; exhaustion/fatigue; giddiness or dizziness; excessive talking/irrelevant speech/incoherent speech; sleeplessness; horripilation; sensitive teeth/dental hyperaesthesia; lack of warmth; irregular course of fever; dryness of lips; insomnia; sneezing; stiffness of body parts; dryness of body; headache; precordial pain/cardiac pain; body aches; hard stools; retained stool/constipation;	vātajvaraḥ	वातज्वरः

Term ID	English term	Description	Sanskrit term in IAST*	Sanskrit term
ITA-5.6.3	Fever due to vitiated vata	abdominal distension; colicky pain in abdomen; unusual irritation; unusually mild behaviour; unusual pain; rigidity of legs/feet; stiffness of lower back; grinding pain in back; squeezing type of pain in abdomen; piercing type of pain especially in the sides of chest as if pierced by bone; as if beaten by whip on chest; churning type of pain in shoulders; breaking type of pain in arms; squeezing type of pain in shoulder/scapula; inability to eat; suppression of faeces; dryness of skin; dryness of mouth; dryness of eyes; dryness of nails; dryness of urine; dryness of faeces; slightly reddish-coloured skin; slightly reddish-coloured face; slightly reddish-coloured skin; slightly reddish-coloured nails; slightly reddish-coloured urine; slightly reddish-coloured faeces; aversion to food; anhidrosis/lack of sweating; thirst; horripilation; lack of warmth.	vātajvaraḥ	वातज्वरः
ITA-5.6.4	Prodromal symptoms of fever due to vitiated vata	A disorder characterized by yawning as presenting complaint.	Vātikajvarapūrvarūpam;	वातिकज्वरपूर्वरूपम्

Term ID	English term	Description	Sanskrit term in IAST*	Sanskrit term
ITA-5.6.5	Fever due to vitiated pitta	A disorder characterized by some or all the following signs and symptoms: onset of fever in the whole body at once; rise in fever in whole body at once; onset of fever in whole body while eating; rise in fever in whole body while eating; onset of fever at midday; rise in fever at midday; onset of fever at midnight; rise in fever at midnight; fever onset in śarad ṛtu/autumn; rise in fever in śarad ṛtu/autumn; pungent taste in mouth; inflammation of nose; stomatitis; inflammation of throat; inflammation of lips; inflammation of palate; excessive thirst; intoxication; giddiness or dizziness; syncope or swooning; vomiting of pitta; diarrhoea; aversion to food; exhaustion; excessive talking/irrelevant speech/incoherent speech; red-coloured patchy eruptions on skin; green coloration of nails; green-coloured eyes; green-coloured mouth/face; green-coloured urine; green-coloured faeces; green-coloured skin; yellow-coloured nail; yellow-coloured eyes; yellow-coloured face; yellowish discoloration of urine; yellow-coloured faeces; yellow-coloured skin; hyperpyrexia; severe burning sensation; desire for cold; aggravation with usage of nidāna and relief with upaśaya; reduced sleep/sleeplessness; vomiting of pitta; perspiration; yellowish stools; yellowish urine; yellowish eyes; whole body involved at once; distress/discontent/restlessness; spitting of blood; sour belching/eructations; yellowishness of skin; yellowness of mouth/face; yellowish nails; bad odour from breath.	paittikajvaraḥ	पैत्तिकज्वरः
ITA-5.6.6	Prodromal symptoms of fever due to vitiated pitta	A disorder characterized by burning sensation in eyes as presenting complaint.	paittikajvarapūrvarūpam	पैत्तिकज्वरपूर्वरूपम्

Term ID	English term	Description	Sanskrit term in IAST*	Sanskrit term
ITA-5.6.7	Fever due to vitiated kapha	A disorder characterized by some or all the following signs and symptoms: onset of fever in whole body at once; rise in fever in whole body at once; onset of fever after food; rise in fever after food; onset of fever in early morning; rise in fever in early morning; onset of fever in the first part of night; rise in fever in first part of night; onset of fever in spring or vasanta ṛtu; rise in fever in spring or vasanta ṛtu; sweet taste in mouth; heaviness; aversion to food; salivation/kapha oozing out; nausea; feeling as if heart is coated/wrapped; sensation of dampness/feeling of being wrapped in a wet cloth; vomiting; diminution of agni; excessive sleep; rigidity/stiffness; drowsiness/lassitude; cough; breathlessness/difficulty in breathing; cold catarrh; coldness; whitishness of nails; whitishness of eyes; whitishness of face/mouth; light/whitish-coloured urine; light/whitish-coloured stool; whitish-coloured skin; excessive cold papules on body; lack of warmth; aggravation with usage of nidāna and relief with upaśaya; nausea/provocation of dosha; horripilation; obstruction in srotas; mild pain; not excessively raised temperature of body; bodily exhaustion or tiredness/inability to perform physical activities; indigestion; loss of taste; dullness/frigidity/inactivity; obstruction in srotas; fever with low spike; cold catarrh; nausea; rigidity/stiffness; cold papules on body; raised circular patches on body/urticaria; low-grade rise of fever; lethargy; satiety; nausea/provocation of dosha; saltish taste in the mouth; excessive salivation.	kaphajajvaraḥ	कफजज्वरः
ITA-5.6.8	Prodromal symptoms of fever due to vitiated kapha	A disorder characterized by aversion to food as presenting complaint.	Kaphajvarapūrvarūpam	कफज्वरपूर्वरूपम्

Term ID	English term	Description	Sanskrit term in IAST*	Sanskrit term
ITA-5.6.9	Fever due to vitiated kapha- vata	A disorder characterized by some or all the following signs and symptoms: feeling of cold/chills; heaviness; drowsiness/ lassitude; sensation of being covered with a wet cloth; pain in small joints; stiffness of head; cold catarrh; cough; absence of perspiration; moderate rise of temperature; sleep; decrease in temperature; loss of taste; headache; cold catarrh; breathlessness/difficulty in breathing; constipation; dullness/ frigidity/inactivity; black-outs; giddiness or dizziness.	kaphavātajajvaraḥ	कफवातजज्वरः
ITA-5.6.10	Fever due to vitiated vāta and pitta	A disorder characterized by some or all the following signs and symptoms: headache; breaking type of pain in small joints; burning sensation; horripilation; dryness in throat; dryness in the mouth; vomiting; thirst; syncope or swooning; giddiness or dizziness; loss of taste; insomnia; excessive talking; yawning; confusion/delirium; distress/discontent/ restlessness; sleeplessness; rigidity/stiffness; a feeling of darkness.	vātapittajajvaraḥ	वातपित्तजज्वरः
ITA-5.6.11	Fever due to vitiated kapha and pitta	A disorder characterized by some or all the following signs and symptoms: a fluctuating feeling of burning and coldness; fluctuating sweating and feeling of stiffness; suppression of sweating; confusion/delirium; cough; loss of taste; thirst; spitting of kapha; spitting of pitta; stickiness in the mouth; a bitter taste in the mouth; drowsiness/lassitude; no specific order of chills/cold; no specific order of stiffness; no specific order of sweating; no specific order of burning sensation.	kaphapittajajvaraḥ	कफपित्तजज्वरः

Term ID	English term	Description	Sanskrit term in IAST*	Sanskrit term
ITA-5.6.12	Fever due to vitiated tridosha	A disorder characterized by some or all the following signs and symptoms: all the clinical features mentioned above; a fluctuating feeling of burning and coldness; tinnitus; otalgia; cough; non-emaciation; dumbness/aphasia; heaviness of abdomen; insomnia; giddiness or dizziness; breathlessness/ difficulty in breathing; drowsiness/lassitude; numbness of body; loss of taste; thirst; confusion/delirium; intoxication; rigidity/stiffness; burning sensation; feeling of cold/chills; precordial pain/cardiac pain; delayed suppuration of dosha; insanity; brown-reddish teeth; roughness of tongue; blackishness of tongue; pain in joints; headache; bone pains; curved/stooping of eyes; turbid eyes; tinnitus; otalgia; excessive talking/irrelevant speech/incoherent speech; inflammation in srotasa; constant cooing sound from throat; loss of consciousness; minimal sweating; diminished micturition/oliguria; decreased defecation; prolonged sweating; micturition after a long time; defecation after a long time; repeated burning sensation; repeated cold/chills; excessive daytime sleep; sleeplessness at night; constant sleepiness; sleeeplessness; severe perspiration; anhidrosis/ lack of sweating; perverted singing/dancing/laughing; watery eyes/eyes filled with tears; turbid eyes; reddish-coloured eyes; curved/stooping of eyes; eyes with shaking/trembling eyelids; pain in calf muscles; pain in sides of chest/flanks; severe headache; pain in small joints; pain in bones; sensation in the throat as if full of bristles; tongue looks as if burnt; roughness of tongue; heaviness of body; flaccidity/ laxity; loose joints; spitting of blood; spitting of pitta; spitting of kapha; wagging of head; appearance of kotha; appearance of reddish brown circular patches; appearance of reddish circular patches; obstruction to passage of faeces; scanty faeces; excessive defecation; unctuous face; diminution of physical strength; loss of voice.	sannipātajajvaraḥ	सन्निपातजज्वरः
ITA-5.6.13	Fever due to external factors/reasons	Fever caused by exogenous factors such as trauma and infection and mental factors.	āgantujajvaraḥ	आगन्तुजज्वरः

Term ID	English term	Description	Sanskrit term in IAST*	Sanskrit term
ITA-5.6.14	Intermittent fever, fever with no fixed course or pattern	A disorder characterized by initiation of a feeling of hotness, temperature at specific body parts such as head or feet; varied temperature, e.g. high temperature alternating with profuse sweating and coldness; intermittent pattern of temperature spike.	viṣamajvaraḥ	विषमज्वरः
ITA-5.6.15	Intermittent fever spiking twice daily	A disorder characterized by a fever spike twice every twenty-four hours	satataviṣamajvaraḥ	सततविषमज्वरः
ITA-5.6.16	Continuous fever	A disorder characterized by continuous fever without a break.	santataviṣamajvaraḥ	सन्ततविषमज्वरः
ITA-5.6.17	Intermittent fever spiking once daily	A disorder characterized by a fever spike once every twenty-four hours.	anyedyuṣkaviṣamajvaraḥ	अन्येद्युष्कविषमज्वरः
ITA-5.6.18	Intermittent fever spiking every third day	A disorder characterized by a recurrent fever spike on alternate days, i.e. every third day.	tṛtīyakaviṣamajvaraḥ	तृतीयकविषमज्वरः
ITA-5.6.19	Intermittent fever recurring every third day due to predominance of kapha and pitta	A disorder characterized by stiffness of sacroiliac region.	kaphapittatṛtīyakajvaraḥ	कफपित्ततृतीयकज्वरः
ITA-5.6.20	Intermittent fever recurring every third day due to predominance of vata and kapha	A disorder characterized by stiffness of back or pruṣṭha.	vātakaphatṛtīyakajvaraḥ	वातकफतृतीयकज्वरः
ITA-5.6.21	Intermittent fever recurring every third day due to predominance of vata and pitta	A disorder characterized by stiffness of head/headache.	vātapittatṛtīyakajvaraḥ	वातपित्ततृतीयकज्वरः

Term ID	English term	Description	Sanskrit term in IAST*	Sanskrit term
ITA-5.6.22	Intermittent fever recurring every fourth day	A disorder characterized by a recurrent fever spike every fourth day.	caturthakaviṣamajvaraḥ	चतुर्थकविषमज्वरः
ITA-5.6.23	Intermittent fever recurring every fourth day due to predominance of vāta	A disorder characterized by an initial affliction of the head.	vātajacaturthakajvaraḥ	वातजचतुर्थकज्वरः
ITA-5.6.24	Intermittent fever recurring every fourth day due to predominance of pitta		pittajacaturthakajvaraḥ	पित्तजचतुर्थकज्वरः
ITA-5.6.25	Intermittent fiver recurring every fourth day due to predominance of kapha	A disorder characterized by initial affliction of pain in calf muscles.	kaphajacaturthakajvaraḥ	कफजचतुर्थकज्वरः
ITA-5.6.26	Intermittent fiver recurring every fourth day when fever persists for two days with one day remission	A disorder characterized by a fever spike on the second and third days: the patient is free of fever at the beginning and end of every four-day period.	caturthakavipa-ryayaviṣamajvaraḥ	चतुर्थकविपर्ययविषमज्वरः
ITA-5.6.27	Persistent low-grade fever due to vitiated vata and kapha	A disorder characterized by some or all the following signs and symptoms: constant low-grade fever; dryness; oedema; exhaustion or tiredness of body; rigidity of body; predominance of kapha.	vātabalāsakajvaraḥ	वातबलासकज्वरः
ITA-5.6.28	Fever due to vitiated primaryproduct of digestion	A disorder characterized by some or all the following signs and symptoms: heaviness; apathy; agitation/anxiety; exhaustion; vomiting; loss of taste; hot sensation externally; generalized body aches; yawning; burning sensation in the precordial/cardiac region; nausea/provocation of dosha; breaking type of pain in body.	rasadhātugatajvaraḥ	रसधातुगतज्वरः

Term ID	English term	Description	Sanskrit term in IAST*	Sanskrit term
ITA-5.6.29	Fever due to vitiated blood	A disorder characterized by some or all the following signs and symptoms: a papular rash filled with rakta or red-coloured pustules; a hot-feeling papular rash; thirst; repeated haemoptysis; burning sensation; redness/congestion; giddiness or dizziness; intoxication; excessive talking/irrelevant speech/ incoherent speech; perspiration; vomiting; papules/eruptions; confusion/delirium.	raktadhātugatajvaraḥ	रक्तधातुगतज्वरः
ITA-5.6.30	Fever due to vitiated muscle	A disorder characterized by some or all the following signs and symptoms: a burning sensation inside the body thirst; confusion/delirium; fatigued mind and body; easy passage of stools; bad odour; convulsive movements of limbs; claudication/ cramp in the calf muscles; easy passage of urine; burning sensation externally; giddiness or dizziness; black-outs.	māṃsadhātugatajvaraḥ	मांसधातुगतज्वरः
ITA-5.6.31	Fever due to vitiated fat	A disorder characterized by some or all the following signs and symptoms: perspiration; excessive thirst; excessive talking/ irrelevant speech/incoherent speech; repeated vomiting; intolerance of personal smell; fatigued mind and body; loss of taste; syncope or swooning; vomiting; bad odour; intolerance.	medodhātugatajvaraḥ	मेदोधातुगतज्वरः
ITA-5.6.32	Fever due to vitiated bone	A disorder characterized by some or all the following signs and symptoms: purgation and emesis; breaking/splitting type of bone pains; cooing like a pigeon; convulsive movements of limbs; breathlessness/difficulty in breathing; purging; vomiting; upward and downward expulsion of dosha.	asthidhātugatajvaraḥ	अस्थिधातुगतज्वरः
ITA-5.6.33	Fever due to vitiated bone marrow	A disorder characterized by some or all the following signs and symptoms: hiccups; breathlessness/difficulty in breathing; cough; feeling of entering into absolute darkness/black-outs; affects/damage of marmasthāna; internal burning and external coldness; burning sensation internally; rigors/chills; laboured breathing; vomiting.	majjādhātugatajvaraḥ	मज्जाधातुगतज्वरः
ITA-5.6.34	Fever due to vitiated seminal tissue	A disorder characterized by some or all the following signs and symptoms: spermatorrhoea; death; death; persistent penile priapism; black-outs; impacts/damage to marmasthāna.	śukradhātugatajvaraḥ	शुक्रधातुगतज्वरः

Term ID	English term	Description	Sanskrit term in IAST*	Sanskrit term
ITA-5.6.35	Fever in which dosha and symptoms are located in viscera, vulnerable locations, joints and connective tissue	A disorder characterized by some or all the following signs and symptoms: a burning sensation inside the body excessive thirst; excessive talking/irrelevant speech/incoherent speech; breathlessness/difficulty in breathing; giddiness or dizziness; pain in joints; bone pains; anhidrosis/lack of sweating; suppression of dosha; suppression of stools; high-grade fever; pronounced symptoms of jvara; internal burning sensation; constipation.	antarvegajvaraḥ	अन्तर्वेगज्वरः
ITA-5.6.36	Fever in which dosha and symptoms are located in supportive tissues	A disorder characterized by high-grade external temperature; decreased severity of thirst.	bahirvegajvaraḥ	बहिर्वेगज्वरः
ITA-5.6.37	Fever due to ama, initial stage of fever, ama stage of fever	A disorder characterized by some or all the following signs and symptoms: loss of taste; indigestion; heaviness of abdomen; a feeling of precordial fullness; drowsiness/lassitude; lethargy; nonsubsiding fever; hyperpyrexia; suppression of faeces and urine; excessive salivation; nausea; loss of appetite; unpleasant taste in mouth; stiffness of body parts; numbness of limbs; heaviness of body parts; frequent excessive micturition; improperly formed faecal matter; absence of muscle wasting; feeling as if the heart is wrapped; constipation; anhidrosis/lack of sweating; distress/discontent/restlessness; sleepiness; diminution of agni; poor oral hygiene; severe obstruction; exacerbated complications of fever.	āmajajvaraḥ	आमजज्वरः
ITA-5.6.38	Intermediate stage of fever, phase between ama stage and post-ama stage of fever	A disorder characterized by some or all the following signs and symptoms: high-grade fever; thirst; excessive talking/irrelevant speech/incoherent speech; breathlessness/difficulty in breathing; giddiness or dizziness; loose stools; nausea/ provocation of dosha.	pacyamānajvaraḥ	पच्यमानज्वरः
ITA-5.6.39	Fever devoid- of ama, post-ama stage of fever	A disorder characterized by some or all the following signs and symptoms: return of appetite; wasted/dried up/emaciated; feeling of lightness in body parts; lessening of fever/mild fever; passage of excreta; absence of clinical features of āmajvara.	nirāmaḥ	निरामज्वरः

Term ID	English term	Description	Sanskrit term in IAST*	Sanskrit term
5.7	**Diarrhoea**			
ITA-5.7.1	Diarrhoea	Diarrhoea is defined as the passage of three or more loose or liquid stools per day (or more frequent passage than is normal for the individual). Frequent passage of formed stools or loose “pasty” stools by breastfed babies do not qualify as diarrhoea.	atisāra	अतिसार
ITA-5.7.2	Prodromal symptoms of diarrhoea	A disorder characterized by some or all the following signs and symptoms: needling pain in heart; needling pain in umbilicus; needling pain in anus; needling pain in abdomen/sides; needing pain in abdominal organs; bodily exhaustion or tiredness; suppression of flatus; retention of faeces; abdominal distension; indigestion.	atisārapūrvarūpam	अतिसारपूर्वरूपम्
ITA-5.7.3	Diarrhoea due to vitiated vata	A disorder characterized by some or all the following signs and symptoms: defecation of faeces with higher water content/ watery stools; faeces with unformed stools; broken/unformed stools; stools sink in water; dry stools; watery stools; defecation with pain; stools smelling like raw meat; defecation with little sound; suppression of urine; suppression of flatus; barborygmi/ gurgling sound of intestines; anal/rectal prolapse; exhausted back; exhausted thighs; exhausted calf muscles; small quantities; frothy faecal matter; dry faecal matter; dark brown colour; faeces with flatus; defecation with loud sound; formed stools; clear stools; compact stools; frequent defecation; stools resembling burnt jaggery; frothy stools with cutting pain in anus; dry mouth; horripilation; slightly reddish faecal matter; gripping pain; gurgling sound; loud groaning.	vataja-atisāraḥ	वातज-अतिसारः
ITA-5.7.4	Diarrhoea due to vitiated pitta	A disorder characterized by some or all the following signs and symptoms: defecation of yellow-coloured stools; defecation of greenish stools; bluish stools; black stools; stools with blood and pitta; foul stools; thirst; burning sensation; perspiration; syncope or swooning; colicky pain in abdomen; burning sensation at anus; suppuration of anus; heat; rapid stools; stools resembling raw meat washings; watery/unformed stools; severe form; yellowish stool; bluish stool; bloody stool; fever; defecation of grassy stools.	pittaja-atisāraḥ	पित्तज-अतिसारः

Term ID	English term	Description	Sanskrit term in IAST*	Sanskrit term
ITA-5.7.5	Diarrhoea due to vitiated kapha	A disorder characterized by some or all the following signs and symptoms: defecation of greasy/unctuous stools; whitish faeces; slimy faeces; faeces with fibres/threads; faeces with ama/unformed stools; heavy stools; foul odour; faeces mixed with mucus; associated with pain; scanty stools; frequent defecation; defecation with straining; heaviness in abdomen; heaviness in anus; heaviness in urinary bladder or basti; heaviness in groin region; feeling of incomplete defecation; horripilation; nausea/provocation of dosha; sleepiness; exhaustion; person with aversion to food; drowsiness/lassitude; loose stools; viscid faeces without sound; thick stools; formed stools; defecation of faeces of cold nature.	kaphaja-atisāraḥ	कफज-अतिसारः
ITA-5.7.6	Diarrhoea due to ama	A disorder characterized by some or all the following signs and symptoms: stools of various colours; pain during defecation; stools sink in water; very foul-smelling stool; gurgling intestinal sounds/borborygmi; constipation/abdominal fullness; pain; excessive salivation; split/broken/unformed stools; stools with mucus.	āmātisāraḥ	आमातिसारः
ITA-5.7.7	Diarrhoea due to vitiated blood	A disorder characterized by some or all the following signs and symptoms: stool mixed with blood; thirst; colicky pain in the abdomen; internal burning sensation; proctitis; fever; burning sensation.	raktātisāraḥ	रक्तातिसारः
5.8	**Dysentery**			
ITA-5.8.1	Dysentery	A disorder characterized by some or all the following signs and symptoms: strained defecation, stools mixed with blood; thirst; colicky pain in abdomen; internal burning sensation; proctitis; fever; burning sensation.	pravāhikā	प्रवाहिका

Term ID	English term	Description	Sanskrit term in IAST*	Sanskrit term
5.9	**Chronic diarrhoea with malabsorption of nutrients**			
ITA-5.9.1	Chronic diarrhoea with malabsorption of nutrients	Malabsorption develops in persons who have been treated for diarrhoea but still have poor digestion; as well as in those with poor digestion who indulge in unsuitable foods and activities. Due to provoked dosha, the grahani becomes affected and impairs agni functions. It is characterized by undigested food matter within stools/faeces with āma/unformed stools (vimuñcati āma-mala-pravṛttiḥ/bhuktamāmaṁ vimuṁcation); expulsion of digested food; painful defecation; faeces with foul odour; formed stools interspersed with loose stools; faeces mixed with āma; faeces mixed with food; faeces mixed with undigested food; sudden well-formed hard stools; sudden onset of loose stools; longstanding pedal oedema; oedema on hands; emaciated/thin/malnourished person; pain in small joints; greediness; thirst; vomiting; fever; loss of taste; burning sensation; acidic eructation; bitter belchings/ eructations; sour belching/eructation; eructation with metallic smell; eructation with smoky smell; eructation with smell of raw meat; excessive salivation; dysgeusia/tastelessness; black-outs and loss of taste.	grahaṇīroga	ग्रहणीरोग
ITA-5.9.2	Chronic diarrhoea with malabsorption of nutrients due to vitiated vāta	A disorder characterized by some or all the following signs and symptoms: diminution of agni or digestive power; difficulty in digesting food; fermentation of food; roughness of body; dryness in throat; dryness in mouth; appetite; thirst; errors of refraction/partial blindness; tinnitus; excess pain in sides of chest/flanks; pain in thighs; severe/constant pain in groins; severe/constant pain in neck; indigestion with vomiting and diarrhoea with colicky pain; precordial pain/ cardiac pain; emaciation; weakness; altered taste in mouth; cutting type of pain in anal region; craving for various tastes; mental depression; flatulence after digestion of food; flatulence during digestion of food; sense of well-being after taking meals;	vātaja grahaṇīroga	वातज ग्रहणीरोग

Term ID	English term	Description	Sanskrit term in IAST*	Sanskrit term
		anxious about developing vātagulma; anxious about developing cardiac disease; anxious about developing splenomegaly; takes long time to evacuate bowels; defecation with pain; stools liquid in nature; stool in dry state; stool in less quantity; stool with āma; stool accompanied with loud sound; frothy stools; repeatedly passing stool; cough; breathlessness/difficulty in breathing; severe pain in anus; pain in precordium/cardiac region; severe pain in abdomen; severe pain in head; dryness of palate; anxious about having haemorrhoids; suspicion of pandu rōga.		
ITA-5.9.3	Chronic diarrhoea with malabsorption of nutrients due to vitiated pitta	A disorder characterized by some or all the following signs and symptoms: indigestion; defecation of blue, yellow-coloured stools; defecation of yellow-coloured stools; stools liquid in nature; putrid eructations; sour belching/eructations; burning sensation in the precordial/cardiac region; burning sensation in throat; loss of taste; thirst.	pittaja grahaṇīroga	पित्तज ग्रहणीरोग
ITA-5.9.4	Chronic diarrhoea with malabsorption of nutrients. due to vitiated kapha	A disorder characterized by some or all the following signs and symptoms: difficulty in digesting food; nausea; vomiting; loss of taste; sticky feeling in mouth; sweetness in mouth; cough; spitting/excess expectoration; cold/catarrh; feeling as if cardiac region/heart distended; motionless abdomen; heavy abdomen; unpleasant eructations; sweet eructations; exhaustion; not interested in sexual indulgence with women; passage of unformed faeces; defecation of stools with mucus; defecation of bulky/heavy stools; weakness despite lack of emaciation; lethargy; heaviness.	kaphajagrahaṇīroga	कफजग्रहणीरोग

Term ID	English term	Description	Sanskrit term in IAST*	Sanskrit term
ITA-5.9.5	Chronic diarrhoea with malabsorption of nutrients due to vitiated tridosha	A disorder characterized by some or all the following signs and symptoms: indigestion; defecation of blue, yellow-coloured stools; defecation of yellow-coloured stools; stools liquid in nature; putrid eructations; sour belching/eructations; burning sensation in the precordial/cardiac region; burning sensation in the throat; loss of taste; thirst.	sannipātaja grahaṇīroga	सन्निपातजग्रहणीरोग
5.10	**Haemorrhoids**			
ITA-5.10.1	Haemorrhoids	Vitiated dosha affecting the skin, flesh and fat and causing sprout-like growths of flesh in various patterns in the anal region.	arśaḥ	अर्शः
ITA-5.10.2	Haemorrhoids due to vitiated vata	A disorder characterized by some or all the following signs and symptoms: borborygmi/gurgling intestinal sounds; lethargy; weakness; exhaustion; defecation of liquid faeces; defecation of faeces of cold nature; defecation of dense faeces; defecation of unctuous faeces; low back pain; undigested food matter within stools/defecation of faeces along with āma; defecation of stools in bulky amounts; defecation of mucoid stools; defecation of stool along with sound; defecation of stool with mild pain; attacks of diarrhoea occurring every fortnight month; ten days; attacks of diarrhoea occurring daily; condition worsening during the daytime; condition subsiding at night; inability to diagnose; inability to diagnose; persistent/longstanding.	vātajārśaḥ	वातजार्शः
ITA-5.10.3	Haemorrhoids due to vitiated pitta	A disorder characterized by some or all the following signs and symptoms: soft; flabby; delicate; red; tender pile-mass associated with discharge smelling like raw meat; thin; red in colour with burning sensation; itching; colicky pain; pricking pain and suppuration; The stool is loose yellow or green; The patient suffers from morbid thirst; fever; asthma; fainting and dislike for food; nails; eyes; skin; urine and stool are yellow in colour.	pittajārśaḥ	पित्तजार्शः

Term ID	English term	Description	Sanskrit term in IAST*	Sanskrit term
ITA-5.10.4	Haemorrhoids due to vitiated kapha	A disorder characterized by some or all the following signs and symptoms: proportionate polyps; heaped anal sprouts; nonsensitive to touch; whitish anal sprouts; pale anal sprouts; noncompressible haemorrhoids; heavy; haemorrhoids appear as if wrapped in a wet cloth; numb sensation; fixed swelling; intense itching; heavy dishcarge from deeply rooted haemorrhoidal mass; continuous discharge; coppery brown discharge from haemorrhoidal mass; whitish discharge; blood discharge; slimy discharge; heavy urination; heavy thick stools; turbid urine; slimy faeces; whitish urine; whitish faeces; improved with dry mode of treatment; improved with hot mode of treatment; dysentery; excessive enlargement; distension in groin region; cutting type of pain; spitting of sputum; haemorrhoids with broad pedicle; condensed peduncle in anal region; haemorrhoids with mild pain; haemorrhoids white in colour; raised; heaped; unctuous haemorrhoids; noncompressible haemorrhoids; round haemorrhoids; heavy haemorrhoids; fixed haemorrhoids; slimy haemorrhoidal mass; haemorrhoids appear as if wrapped in a wet cloth; glossy haemorrhoidal mass; intense itching; improved by touch; thorny appearance; haemorrhoidal mass resembling a panasa; haemorrhoidal mass resembling a cow's udder; swelling in the inguinal region; stretching sensation in the anal region; stretching sensation in the urinary bladder region or basti; stretching sensation in the umbilical region; breathlessness/difficulty in breathing; cough; nausea; excessive salivation; loss of taste; chronic rhinitis; frequent and excessive micturition; dysuria; heaviness in the head; heaviness; dysuria; dryness/wasting/emaciation; oedema; pallor/pale; urolithiasis; mutiple gravely particles in urine; feeling as if heart is coated/wrapped; feeling as if sense organs are coated; sweetness in mouth; excessive urination; chronic nature; excessive diminution of agni;	kaphajārśaḥ	कफजार्शः

Term ID	English term	Description	Sanskrit term in IAST*	Sanskrit term
		excessive impotency; whitish nails; whitish eyes; whitish face; whitish discoloration of skin; whitish urine; whitish faeces; whitish teeth; fever with rigors; inability to perform sexual act/ impotence; diminution of agni; vomiting; leading to amavikara; faeces with fat-like appearance; faeces mixed with kapha; faeces passed with tenesmus; no discharge; no bursting; pallor; pale nails; pale faeces; pale urine; pallor in eyes; pale face; unctuous skin; unctuous nails; unctuous faeces; unctuous urine; unctuous eyes; unctuous face; faeces resembling raw meat washings; loose stool in large quantity; indigestion; heaviness of head.		
ITA-5.10.5	Haemorrhoids due to vitiated blood	A disorder characterized by some or all the following signs and symptoms fleshy growths; anal obstruction; polyps of different shape and size; severe emaciation; lack of energy; timidity or apathy; blackish discoloration; lack of glow; paleness; loss of lustre; resembling a tree afflicted by worms; associated with complications caused due to marma pīḍa; cough; thirst; unpleasant taste in the mouth; breathlessness/ difficulty in breathing; cold catarrh; breaking type of pain in body; sneezing; swelling; fever; inability to perform sexual act/ impotence; deafness/hearing impairment; errors of refraction/ partial blindness; mutiple gravely particles in urine; weak and feeble voice; hoarseness of voice; staring look; spitting/ excessive expectoration; loss of taste; pain in small joints; bone pains; pain in precordium/cardiac region; pain in umbilical region; pain in anus; pain in groin region; slimy discharge from anus; ricewater discharge from anus; occasional constipation; occasional normal bowels; sometimes wet; sometimes dry; sometimes ripened; sometimes unripened; pale-coloured stools; yellow stools; greenish stools; reddish stools; slimy stools.	raktajārśaḥ	रक्तजार्शः

Term ID	English term	Description	Sanskrit term in IAST*	Sanskrit term
ITA-5.10.6	Haemorrhoids due to vitiated tridosha	A disorder characterized by some or all the following signs and symptoms: a hard polyp at the anus; polyp of dry nature; polyp of various sizes; severe pain; convulsive movements; pricking pain; pulsating sensation; anal region hyperaesthesia; relief with unctuous treatment; relief with hot treatment; abdominal distension; penile stiffness; scrotal stiffness; stiffness of urinary bladder or basti; stiffness of groin region; excessive stiffness of cardiac region; severe body aches; heart palpitations; constant suppression of flatus; constant suppression of urine; pain in thighs; low back pain; pain in sacroiliac region; pain in sides of chest/flanks; pain in abdomen; pain in urinary bladder or basti; burning sensation in the head; cold catarrh; cough; upward movement of vata due to obstruction; stretching of body; dryness/wasting/ emaciation; oedema; syncope or swooning; loss of taste; dysgeusia/loss of taste; errors of refraction/partial blindness; itching; nasal pain; earache; pain in temporal region; suppression of voice; dark-coloured nails; dark-coloured eyes; dark-coloured face; dark-coloured skin; dark-coloured urine; dark-coloured faeces; slightly reddish-coloured nails; slightly reddish-coloured eyes; slightly reddish-coloured face; slightly reddish-coloured skin; slightly reddish-coloured urine; slightly reddish-coloured faeces; rough nails; roughness of eyes; roughness of mouth/face; rough/dry skin; roughness of urine; roughness of faeces; dry anal sprouts; reddish anal sprouts; discoloured anal sprouts; anal sprouts with irregular growth; tubular anal sprouts; flowerbud-sized anal sprouts; anal sprouts resembling sharp needles; painful defecation; defecation of hard stools; penile pain; proctalgia; pain in umbilical region; dissimilar appearances in different haemorrhoid masses; dry anal sprouts; anal sprouts with a tingling sensation; dirty looking anal sprouts; blackish anal sprouts; reddish anal sprouts; noncompressible	sannipātajārśaḥ	सन्निपातजार्शः

Term ID	English term	Description	Sanskrit term in IAST*	Sanskrit term
		haemorrhoids; clear anal sprouts; rough anal sprouts; rough peduncle in perianal region; twisted; sharp tipped; cracked; opened-mouthed; resembling the bimbi fruit; resembling the kharjūra fruit; resembling the karkandhu fruit; resembling the karpasi fruit; resembling the kadamba flower; resembling siddhārthaka; severe pain in head; severe pain in sides; pain in scapular regions; pain in waist; severe pain in thighs; pain in groin region; sneezing; eructations; constipation/abdominal fullness; constricting pain in cardiac region; loss of taste; cough; breathlessness/difficulty in breathing; impairment of agni; tinnitus; giddiness or dizziness; scybalous faeces; faeces in small amounts; stool with production of sound; stool passed with griping; stool passed with pain; stool passed with froth; mucilaginous stool passage; impacted stool; blackish discoloration of skin; blackish discoloration of nails; blackish discoloration of faeces; blackish disoloration of urine; blackish discoloration of eyes; blackish discoloration of faeces; blackish discoloration of teeth; raising suspicion of gulma; raising suspicion of splenomegaly; raising suspicion of ascites; raising suspicion of prostatic enlargement; irregular centre; about cotton-plant size.		

Term ID	English term	Description	Sanskrit term in IAST*	Sanskrit term
ITA-5.10.7	Congenital haemorrhoids	A disorder characterized by some or all the following signs and symptoms: tender anal sprouts; tenderness in anal sprouts; perspiring; wet; bluish tips; reddish coloration; yellowish-coloured haemorrhoidal mass; blackish-coloured anal sprouts; thin sanguinous discharge; yellowish discharge; haemorrhoidal mass with blood discharge; with blood flow; itching; pain; pricking type of pain; relief with cold; faeces in large quantity; excessive urination/polyuria; black-outs; unconsciousness/confusion; aversion to food; bluish tips; spreading; yellowish; diarrhoea with blood; yellowish teeth; foul odour; few in number; soft haemorrhoidal mass; elongated/lax; resembling a parrot's tongue; resembling a piece of liver; resembling a leech's mouth; burning sensation; inflammation/suppuration; fever; perspiration; thirst; syncope or swooning; loss of taste; confusion/delirium; hot; stools liquid in nature; bluish stool; hot stools; yellowish stools; passage of unformed. faeces; stools with blood; barley-shaped in the middle; green coloration of skin and nails; green-coloured urine; green-coloured eyes; green coloration of face; yellowishness of skin; yellowish nails; yellowish stools; yellowish urine; yellowish eyes; yellow coloration of face; yellow-coloured skin; yellow-coloured nail; yellow-coloured faeces; yellowish discoloration of urine; yellow-coloured eyes; yellow-coloured face; anal sprouts smelling of raw meat; passage of unformed faeces.	sahajārśaḥ	सहजार्शः

Term ID	English term	Description	Sanskrit term in IAST*	Sanskrit term
ITA-5.10.8	Haemorrhoids due to any two vitiated dosha	A disorder characterized by some or all the following signs and symptoms: anal sprouts resembling Indian fig tree shoots; haemorrhoidal mass resembling gunja or coral; clinical features of pitta type of arśa; pressed by hard faeces; excessive bleeding; severely vitiated blood discharge; frequent bleeding; features similar to those of paittik; haemorrhoidal mass resembling banyan tree sprouts; sudden discharge of excessively vitiated and hot blood; suffering from various diseases due to blood loss; resembling a frog; dull complexion; loss of energy; loss of drive; loss of vitality; depressed sensory organs.	dvandvaja-arśaḥ	द्वन्द्वज-अर्शः
5.11	**Indigestion**			
ITA-5.11.1	Subdued digestive, metabolic factors	A disorder characterized by some or all the following signs and symptoms: difficulty in digestion of food after a long time even though of proper quantity; heaviness of abdomen; heaviness of head; cough; breathlessness/difficulty in breathing; excessive salivation; vomiting; bodily exhaustion or tiredness; abdominal distension; constipation; gurgling intestinal sounds/borborygmi; dryness of mouth; inactivity/ inertia of anus.	mandāgniḥ	मन्दाग्निः
ITA-5.11.2	Excessive digestive, metabolic factors	A disorder characterized by some or all the following signs and symptoms: rapid digestion of food of varied quantity and quality.	atyagniḥ/ bhasmakaḥ	अत्यग्निः / भस्मकः
ITA-5.11.3	Irregular digestive, metabolic factors	A disorder characterized by some or all the following signs and symptoms: ability to digest properly at times proper digestion of food of varied quantity and improper digestion in spite of proper quantity of food; abdominal distension; colicky pain in abdomen; upward movement of gases with retention of stool and urine; diarrhoea; heaviness in the abdomen; borborygmi/gurgling intestinal sounds; straining at defecation.	viṣamāgniḥ	विषमाग्निः

Term ID	English term	Description	Sanskrit term in IAST*	Sanskrit term
ITA-5.11.4	Indigestion	A disorder characterized by some or all the following signs and symptoms: constipation/abdominal fullness; exhaustion; headache; syncope or swooning; giddiness or dizziness; stiffness of back; stiffness of lower back; yawning; generalized body aches; thirst; fever; vomiting; straining at defecation; loss of taste; indigestion; burning sensation; diseases of the mouth; amlapitta; signs of rājayakṣma; cold catarrh; frequent and excessive micturition; constipation; excessive defecation; fatigued mind and body; suppression of intra-abdominal gas movements; heaviness.	ajīrṇam	अजीर्णम्
ITA-5.11.5	Indigestion due to vata	A disorder characterized by some or all the following signs and symptoms: severe needling type of pain; severe colicky pain; obstructed flatus; reverse movements of vata due to obstruction; constipation; abdominal distension; bodily exhaustion or tiredness; various other vata disorders; non passing of the flatus; rigidity,stiffness; confusion,delirium; body aches.	viṣṭabdhājīrṇam, vātajājīrṇam	विष्टब्धाजीर्णम्, वातजाजीर्णम्
ITA-5.11.6	Indigestion due to putrefaction of gastric juices	A disorder characterized by some or all the following signs and symptoms: incomplete digestion; acid reflux; thirst; confusion/delirium; giddiness or dizziness; sour belching/ eructations; burning sensations; syncope or swooning; various other disorders; smoky and acidic eructations; perspiration.	vidagdhājīrṇam/ pittajājīrṇam	विदग्धाजीर्णम्/ पित्तजाजीर्णम्

Term ID	English term	Description	Sanskrit term in IAST*	Sanskrit term
ITA-5.11.7	Indigestion due to sluggish gut motility, vitiation of kapha	A disorder characterized by some or all the following signs and symptoms: swelling around the eyes; swelling in the cheek; eructations appear to be of same nature as food; eructations appearing as if had just eaten; excessive salivation; nausea/provocation of dosha; heaviness; non-sour eructations.	āmājīrṇam/ kaphajājīrṇam	आमाजीर्णम्/कफजाजीर्णम्
ITA-5.11.8	Indigestion due to remnant of unabsorb-able primary product of digestion)	A disorder characterized by some or all the following signs and symptoms: clear eructations but with continuing aversion to food; heaviness in cardiac region; excessive salivation; cardiac pain in spite of clear eructations; precordial discomfort with nausea; heaviness.	rasaśeṣajanya-ajīrṇam	रसशेषजन्य-अजीर्णम्
ITA-5.11.9	Indigestion, when food takes a full day to get digested		dinapāki-ajīrṇam	दिनपाकि-अजीर्णम्
ITA-5.11.10	Indigestion recurring every day		prativāsara-ajīrṇam	प्रतिवासर-अजीर्णम्
ITA-5.11.11	Intumescence of abdomen with constipation and flatus; delayed and obstructive digestive process	A disorder characterized by some or all the following signs and symptoms: marked abdominal distension; a sinking feeling; borborygmi; obstructed flatus leading to reversed peristalsis; obstruction of faeces; suppression of thirst; suppression of eructations; colicky pain in abdomen; borborygmi with distension; generalized body aches; dryness of mouth; syncope or swooning; giddiness or dizziness; impairment of agni; stiffness of sides of chest; stiffness of back; contraction movement of sira; rigidity of sira; tremors; rigidity/stiffness; fever; burning sensation inside the body; thirst; intoxication; giddiness or dizziness; excessive talking/ irrelevant speech/incoherent speech; loss of taste; indigestion; fever with chills; lethargy; heaviness of body parts; impediment of speech/dysphasia; spitting/excessive expectoration.	alasaka-ajīrṇam	अलसक-अजीर्णम्

Term ID	English term	Description	Sanskrit term in IAST*	Sanskrit term
5.12	**Acute, severe gastroenteritis**			
ITA-5.12.1	Acute, severe gastroenteritis	A disorder characterized by some or all the following signs and symptoms: a needling type of pain in body; expulsion of āma from upper and lower orifices; i.e. mouth and anus; syncope or swooning; diarrhoea; vomiting; thirst; colicky pain in abdomen; giddiness or dizziness; cramps; yawning; generalized body aches; dryness of mouth; excessive talking/ irrelevant speech/incoherent speech; sunken eyes; severe headache; severe pain in cardiac region; contraction movement of head; rigidity of head; loss of thirst; impairment of agni; stiffness of sides of chest; stiffness of back; burning sensation; discoloration; intoxication; tremors; pain in precordial region/angina pectoris; headache; borborygmi with distension; rigidity/stiffness; fever; feeling of heaviness in body; impediment of speech/dysphasia; spitting/excessive expectoration; loss of taste; excessive salivation; bodily exhaustion or tiredness/inability to perform physical activities; indigestion; fever with chills; lethargy.	visūcikā	विसूचिका
ITA-5.12.2	Complications of gastroenteritis	A disorder characterized by some or all the following signs and symptoms: insomnia; distress/discontent/restlessness; tremors; retention of urine; loss of consciousness.	visūcikā-upadravaḥ	विसूचिका-उपद्रवः
5.13	**Worm infestations**			
ITA-5.13.1	External worm infestation	A disorder characterized by some or all the following signs and symptoms: itching; wheal-like skin eruptions; papules/ eruptions; nodular swelling.	bāhyajakṛmiḥ	बाह्यजकृमिः

Term ID	English term	Description	Sanskrit term in IAST*	Sanskrit term
ITA-5.13.2	Head lice infestation	A disorder characterized by some or all the following signs and symptoms: itching; wheal-like skin eruptions; papules/ eruptions; nodular swelling.	yūkā	यूका
ITA-5.13.3	Nit infestation	A disorder characterized by some or all the following signs and symptoms: itching; wheal-like skin eruptions; papules/ eruptions; nodular swelling.	likṣā	लिक्षा
ITA-5.13.4	Internal worm infestation		ābhyantara-kṛmiḥ	आभ्यन्तर-कृमिः
ITA-5.13.5	Worm or parasite arising from vitiated kapha; residing in stomach and small intestine	A disorder characterized by some or all the following signs and symptoms: loss of taste; indigestion; borborygmi with distension; salivation; emaciation; sneezing; vomiting; fever; cold catarrh; syncope or swooning; nausea; yawning; generalized body aches; roughness/dryness.	kaphajakṛmiḥ	कफजकृमिः [अन्त्रादः, उदरादः, हृदयचरः, चुरवः, दर्भपुष्पः, सौगन्धिकः, महागुदा]
ITA-5.13.6	Worm or parasite arising from faeces; residing in large intestine	A disorder characterized by some or all the following signs and symptoms: emaciation; pruritis ani; pallor; roughness/ dryness; horripilation; altered faeces/loose motions; constipation/abdominal fullness; colicky pain; severe irritation at anus; itching at the anal margins; hyperaesthesia at anal margins; anal expulsion of worms.	purīṣajakṛmiḥ [kakerukaḥ makerukaḥ, lelihaḥ saśūlakaḥ, sausurādaḥ/ sausūlakaḥ]	पुरीषजकृमिः [ककेरुकः, मकेरुकः, लेलिहः, सशूलकः, सौसुरादः/ सौसूलकः]
ITA-5.13.7	Worm formed in blood and affecting blood vessels	A disorder characterized by some or all the following signs and symptoms: a bristling sense, paraesthesia at wound site or hyperaesthesia; itching, pain, and feeling of creeping/ crawling of worms at wound site; devouring of skin; devouring of vessels; devouring of tendons; devouring of muscle worms; devouring of cartilage; loss of hair; loss of moustache; loss of nails; loss of body hairs; loss of eyelashes; diseases of blood/ bloodborne diseases.	śoṇitajakṛmiḥ/ raktajakṛmiḥ [keśādaḥ, romādaḥ/ lomādaḥ, lomavidhvaṃsaḥ, lomadvīpaḥ saurasaḥ, audumbaraḥ,]	शोणितजकृमिः/रक्तजकृमिः [केशादः, रोमादः/ लोमादः, लोमविध्वंसः, लोमद्वीपः, सौरसः, औदुम्बरः]

Term ID	English term	Description	Sanskrit term in IAST*	Sanskrit term
5.14	**Anaemic syndrome**			
ITA-5.14.1	Anaemic syndrome	A disorder characterized by some or all the following signs and symptoms: a constant sound in the ear; destroyed agni; weakness; exhaustion; aversion to food; exhaustion/fatigue; giddiness or dizziness; body pain; fever; difficulty in breathing; heaviness of body; loss of taste; rubbing type of pain in body; squeezing type of pain in body; body feels as if being churned; swelling of ocular orbits; greenish discoloration of body; fragility/loss of body hair; loss of lustre; anger/irritability; aversion to cold; sleepiness; spitting/excessive expectoration; reduced talking; claudication/cramp in the calf muscles; low back pain; pain in thighs; pain in feet; feeling of weakness of hip region; fatigue/weakness in thighs; feeling of weakness of feet/legs; exertion/dyspnoea on climbing; laxity/looseness of dhātu; decreased quality of ojas; reduced raktadhātu/ depletion of rakta; reduced medodhātu/depletion of medodhātu; reduction in sāra of dhātu/sapless/weakness; laxity of organs of physical action, i.e. hands, legs and tongue (karmendriya), and cognitive organs (jñanendriya); heart palpitations; weakness of limbs/motionlessness. A complex disorder representing various conditions: anaemia, liver derangement, splenic disorders, etc.	pāṇḍurogaḥ	पाण्डुरोगः

Term ID	English term	Description	Sanskrit term in IAST*	Sanskrit term
ITA-5.14.2	Anaemic syndrome due to vitiated vata	A disorder characterized by some or all the following signs and symptoms: pale black dryness of body; slight reddish discoloration of body; generalized body aches; pain; pricking pain; pain in sides of chest/flanks; headache; tremors; decreased amount of faecal matter; unpleasant taste in mouth; oedema; borborygmi with distension; loss of physical strength or weakness; blackish discoloration of eyes; covered with blackish veins; blackish discoloration of faeces; blackish disoloration of urine; blackish discoloration of nails; blackish discoloration of face; blackish discoloration of veins; slightly reddish discoloration of faeces; slightly reddish discoloration of urine; slightly reddish discoloration of nails; slightly reddish discoloration of eyes; slightly reddish discoloration of veins; dryness of faecal matter; reduced unctuousness of urine; dryness of nails; dry eyes; dryness of veins; giddiness or dizziness.	vātajapāṇḍurogaḥ	वातजपाण्डुरोगः
ITA-5.14.3	Anaemic syndrome due to vitiated pitta	A disorder characterized by some or all the following signs and symptoms: yellowish discoloration of faeces; yellowish discoloration of urine; yelllowish discoloration of eyes; yellowish veins; covered with yellow veins; yellowish discoloration of face; greenish discoloration of faeces; greenish discoloration of urine; greenish discoloration of veins; greenish discoloration of nails; greenish discoloration of face; fever; burning sensation; thirst; syncope or swooning; thirst; excessive sweating; desire for cold; lack of desire for food; pungent taste in mouth; aggravation of clinical features due to exposure to heat; aggravation of clinical features due to intake of sour foods; sour belching/eructations; indigestion leading to acidic food; bad body odour; passage of unformed. faeces; weakness; black-outs; excessive yellowish tinge.	pittajapāṇḍurogaḥ	पित्तजपाण्डुरोगः

Term ID	English term	Description	Sanskrit term in IAST*	Sanskrit term
ITA-5.14.4	Anaemic syndrome due to vitiated kapha	A disorder characterized by some or all the following signs and symptoms: heaviness; drowsiness/lassitude; vomiting; whitish discoloration of body; whitish discoloration of eyes; covered with whitish veins; whitish discoloration of faeces; whitish discoloration of urine; whitish discoloration of nails; whitish discoloration of face; excessive salivation; horripilation; bodily exhaustion or tiredness; syncope or swooning; giddiness or dizziness; exhaustion without exertion; breathlessness/difficulty in breathing; cough; lethargy; loss of taste; obstructed speech; obstructed voice; desire for pungent taste; desire for dryness; desire for heat; oedema; sweet taste in the mouth; salty taste in the mouth; diminution of voice/loss of voice; whitish discoloration of skin.	kaphajapāṇḍurogaḥ	कफजपाण्डुरोगः
ITA-5.14.5	Anaemic syndrome due to vitiated tridosha		sannipātajapāṇḍurogaḥ	सन्निपातजपाण्डुरोगः
ITA-5.14.6	Anaemic syndrome due to pica or dirt-eating	A disorder characterized by some or all the following signs and symptoms: loss of strength; loss of agni; loss of normal body colour; swelling of malar region; supraorbital swelling; swelling of eyebrows; pedal oedema; periumbilical oedema; oedema of penis; worm infestation in abdomen; diarrhoea/ altered stools; worms in faecal matter; oedema of face; blood-mixed faecal matter; mucus-mixed faecal matter;	mṛdbhakṣaṇajanya/ kṛmijapāṇḍurogaḥ	मृद्भक्षणजन्य/ कृमिजपाण्डुरोगः
5.15	**Jaundice**			
ITA-5.15.1	Jaundice	Excessive secretion of bile or obstruction to bile resulting in jaundice.	kāmalā	कामला

Term ID	English term	Description	Sanskrit term in IAST*	Sanskrit term
ITA-5.15.2	Jaundice affecting predominantly the organs in the major inner cavity of the body	A disorder characterized by some or all the following signs and symptoms: excessively yellow-coloured eyes; yellow-coloured skin; yellow-coloured nails; turmeric yellow discoloration of face; reddish faeces; reddish urine; yellowish faeces; body colour resembling a toad in colour; loss of sensory and motor organ functioning; burning sensations; indigestion; weakness; exhaustion; loss of taste; whitishness of face; extreme weakness of sensory organs; yellowish discoloration of urine; thirst;	koṣṭhāśritakāmalā	कोष्ठाश्रितकामला
ITA-5.15.3	Jaundice affecting body tissues such as blood and limbs	A disorder characterized by some or all the following signs and symptoms: yellow-coloured eyes; yellowish discoloration of urine; yellow-coloured skin; whitish stools; gurgling intestinal sounds/borborygmi; constipation/abdominal fullness; heaviness of heart region; pitta entering into tvaca and dhātu with gradual development of weakness; gradual development of pain in sides of chest; gradual development of hiccups; gradual development of breathlessness; gradual development of loss of taste; gradual development of fever.	śākhāśritakāmalā	शाखाश्रितकामला
ITA-5.15.4	Advanced stage of jaundice with painful, swollen joints	A disorder characterized by excessive swelling; breaking type of pain in small joints; yellowish black stools, generalized oedema, bloody face, eyes, blood mixed vomitus, urine, tremors, burning sensation, excess thirst. constipation, loss of consciousness, loss of digestive and metabolic capacity.	kumbhakāmalā	कुम्भकामला
ITA-5.15.5	Advanced stage of jaundice	A disorder characterized by some or all the following signs and symptoms: green discoloration of the skin; yellowish discoloration of skin; bluish tinge to skin; blackish discoloration of skin; giddiness or dizziness; thirst; uninterested in sexual activity; mild fever; drowsiness/ lassitude; diminution of physical strength; diminution of agni; loss of vigour; generalized body aches; burning sensations; loss of taste.	halīmakaḥ (loḍharaḥ)	ह्लीमकः (लोढरः)

Term ID	English term	Description	Sanskrit term in IAST*	Sanskrit term
5.16	**Bleeding disorders**			
ITA-5.16.1	Haemorrhage from external and internal orifices, bleeding disorders	A disorder characterized by some or all the following signs and symptoms: bleeding from body orifices in its upper part, i.e. mouth, nose, eyes and ears; bleeding from body orifices in its lower part, i.e. anus, penis and vagina; bleeding from both body parts; bleeding through hair follicles.	raktapittam	रक्तपित्तम्
ITA-5.16.2	Haemorrhage due to predominance of vata	A disorder characterized by some or all the following signs and symptoms: blackish blood discharge; slightly reddish blood discharge; frothy blood discharge; reduced viscosity of blood discharge; reduced unctuousness of blood discharge.	vātajaraktapittam	वातजरक्तपित्तम्
ITA-5.16.3	Haemorrhage due to predominance of pitta	A disorder characterized by some or all the following signs and symptoms: ochre-coloured blood discharge; black-coloured blood discharge; blood discharge resembling the colour of cow's urine; blood resembling the ocelli in a peacock's tail; blood discharge resembling soot or collyrium.	pittajaraktapittam	पित्तजरक्तपित्तम्
ITA-5.16.4	Haemorrhage due to predominance of kapha	A disorder characterized by some or all the following signs and symptoms: discharge of viscous blood; pale blood; oily blood; slimy blood; and mucoid blood.	kaphajaraktapittam	कफजरक्तपित्तम्
ITA-5.16.5	Haemorrhage due to vitiated tridosha	A disorder characterized by the mixed symptoms of all types of raktapitta.	sannipātikaraktapittam	सन्निपातिकरक्तपित्तम्
5.17	**Consumption disorder complex**			
ITA-5.17.1	Consumption disorder complex, diminution of structural components		rājayakṣmā	राजयक्ष्मा

Term ID	English term	Description	Sanskrit term in IAST*	Sanskrit term
ITA-5.17.2	Consumption due to withholding of natural urges	A disorder characterized by some or all the following signs and symptoms: cold catarrh; cough; hoarseness of voice; loss of taste; pain in sides of chest/flanks; headache; fever; crushing type of pain in shoulders; generalized body aches; frequent vomiting; diarrhoea/loose motions; depletion of purisha or faeces; irritation in the throat; irritation in the chest; breathlessness/difficulty in breathing.	vegarodhajarājayakṣmā	वेगरोधजराजयक्ष्मा
ITA-5.17.3	Consumption due to untimely food habit	A disorder characterized by some or all the following signs and symptoms: cold catarrh; excessive salivation; cough; vomiting; loss of taste; fever; burning sensation in the shoulders/scapula; haemoptysis; pain in sides of chest/flanks; headache; altered voice; colicky pain in abdomen; generalized body aches; ruined/broken voice; crushing type of pain in shoulders; diarrhoea; burning sensation inside the body; heaviness of head; traumatic chest/pulmonary trauma; weakness.	viṣamāśanajarājayakṣmā	विषमाशनजराजयक्ष्मा
ITA-5.17.4	Consumption due to depletion of body elements	A disorder characterized by some or all the following signs and symptoms: joint dislocation/laxity; dryness; cold catarrh; fever; cough; generalized body aches; headache; breathlessness/difficulty in breathing; altered stools/loose motions; loss of taste; pain in sides of chest/flanks; diminution of voice/loss of voice; burning sensation in the shoulders/ scapular region; weakness; depletion/drying up of muscle and blood; crushing type of pain in shoulders; delayed digestion/ indigestion; altered voice; traumatic chest/pulmonary trauma; haemoptysis.	kṣayajarājayakṣmā	क्षयजराजयक्ष्मा
ITA-5.17.5	Consumption due to excessive copulation	A disorder characterized by pallor; signs of depletion of semen; depletion of earlier dhātu.	vyavāyajanyarājayakṣmā	व्यवायजन्यराजयक्ष्मा
ITA-5.17.6	Consumption due to excessive grief	A disorder characterized by a constant thoughtful mood; flaccidity/laxity; pallor.	śokajanyarājayakṣmā	शोकजन्यराजयक्ष्मा

Term ID	English term	Description	Sanskrit term in IAST*	Sanskrit term
ITA-5.17.7	Consumption due to old age	A disorder characterized by some or all the following signs and symptoms: emaciation/thinness/malnourishment; little virility/energy; mental dullness/stupidity; reduced physical strength; decreased ability of sense organs; tremors; loss of taste/afflicted with loss of taste; voice resembling the sound produced by a crackled bell or metal pot; minimal phlegm; afflicted with heaviness; watery discharge from the mouth; watery discharge from the nose; watery discharge from the eyes; dull appearance; passage of dry faeces; severe distress/discontent/restlessness.	vārdhakyajanyarājay-akṣmā/ jarāśoṣaḥ	वार्धक्यजन्यराज-यक्ष्मा/जराशोषः
ITA-5.17.8	Consumption due to overexercise	A disorder characterized by some or all the following signs and symptoms: pain in chest; haematemesis; typical type of excessive cough; haematuria; stiffness of sides of chest; stiffness of back; stiffness of lumbar region/lower back; clinical features of traumatic chest/pulmonary trauma without injury.	vyāyāmajan-yarājayakṣmā	व्यायामजन्यराजयक्ष्मा
ITA-5.17.9	Consumption due to excessive travel	A disorder characterized by some or all the following signs and symptoms: flaccidity/laxity; harsh/rough appearance; numbness of limbs, throat and face.	adhvajanyarājayakṣmā	अध्वजन्यराजयक्ष्मा
ITA-5.17.10	Consumption due to wounds	A disorder characterized by diminution of rakta, pain.	vraṇajanyarājayakṣmā	व्रणजन्यराजयक्ष्मा
ITA-5.17.11	Consumption due to chest trauma	A disorder characterized by some or all the following signs and symptoms: blood discharge from traumatic chest or pulmonary trauma; pus discharge from traumatic chest or pulmonary trauma; mucus discharge from traumatic chest/ pulmonary trauma; yellowish expectoration while coughing; expectoration of blood while coughing; blackish expectorant while coughing; reddish brown-coloured expectorant while coughing; chest feeling warm/hot; fainting due to excessive pain; foul odour from mouth/hallitosis; foul odour from breath; altered colour/complexion of body; hoarseness of voice.	uraḥkṣatajan-yarājayakṣmā	उरःक्षतजन्यराजयक्ष्मा

Term ID	English term	Description	Sanskrit term in IAST*	Sanskrit term
5.18	**Cough**			
ITA-5.18.1	Cough		kāsaḥ	कासः
ITA-5.18.2	Cough due to vitiated vata	A disorder characterized by some or all the following signs and symptoms: pain in precordium/cardiac region pain in sides of chest/flanks; headache; pain in temporal region; pain in abdomen; hoarseness of voice; feeling of dryness in chest; dryness of throat; feeling of dryness in the mouth; anxious appearance of face; body hair bristling or thrilling; loss of consciousness; rattling sound; apathy; sound of hollow cough; diminution of strength; diminution of voice; diminution of vitality; irritation in chest; confusion/delirium; dry cough; dry phlegm expelled with difficulty for only mild relief; constant coughing until phlegm is expelled; pain, with noise; horripilation.	vātajakāsaḥ	वातजकासः
ITA-5.18.3	Cough due to vitiated pitta	A disorder characterized by some or all the following signs and symptoms: being mixed with pitta/pitta-mixed phlegm/ yellowishness of eyes; bitter taste in mouth; changed voice; smoky sensation/hotness in chest; thirst; burning sensation; confusion/delirium; loss of taste; giddiness or dizziness; seeing stars after continuous coughing/black-outs on continuous coughing; burning sensation in chest; fever; dryness of mouth; vomiting of yellowish pungent phlegm; pallor; giddiness or dizziness; vomiting of pitta; blood; sour belching/eructations.	pittajakāsaḥ	पित्तजकासः

Term ID	English term	Description	Sanskrit term in IAST*	Sanskrit term
ITA-5.18.4	Cough due to vitiated kapha	A disorder characterized by some or all the following signs and symptoms: diminution of agni; loss of taste/loss of appetite; vomiting; cold catarrh; nausea/provocation of dosha; horripilation; sweetness in mouth; moistening/soddening; fatigue; cough with profuse phlegm; sweet-tasting phlegm; unctuous phlegm; thick phlegm; whitish phlegm; little or no pain on coughing; feeling as if whole chest is filled with phlegm; stickiness of oral cavity; headache; feeling as if body is filled with phlegm; thick compact phlegm; heaviness of head; feeling of coating over throat; feeling as if heart is wrapped in a wet cloth; itching.	kaphajakāsaḥ	कफजकासः
ITA-5.18.5	Cough due to internal injury	A disorder characterized by some or all the following signs and symptoms: dry cough; sputum with blood; spitting yellow-coloured sputum; spitting brown-coloured sputum; dry cough; spitting thick sputum; spitting purulent sputum; spitting excessive sputum; pain in throat; pain in chest; severe needle-pricking type of pain; pain on touch; sharp pain; breaking type of pain; burning sensation; breaking type of pain in small joints; fever; breathlessness/difficulty in breathing; thirst; changed voice; cooing like a pigeon;injured chest; with tremor; pain in sides of chest/flanks; gradual depletion of virility/semen; gradual loss of taste; gradual loss of capacity to digestion; gradual loss of physical strength; gradual loss of body lustre/complexion; blood-coloured urine; stiffness of back; stiffness of lower back.	kṣatajakāsaḥ	क्षतजकासः

Term ID	English term	Description	Sanskrit term in IAST*	Sanskrit term
ITA-5.18.6	Cough due to diminution of bodily tissues	A disorder characterized by some or all the following signs and symptoms: emaciation; spitting sputum with bad smell like raw meat; spitting sputum with green colour and blood; spitting sputum with pus/putrid sputum; spitting sputum with yellow colour; feeling as if heart is displaced from its site due to coughing; afflicted with sudden heat/coldness; sudden desire for heat/coldness; person with polyphagia; loss of physical strength or weakness; emaciated/thin/malnourished; unctuous clear face/unctuous charming face; pleasant; charming eyes; glossiness of palms; glossiness of soles; always displeased; abusing others; fever; dvandvaja type of jvara; pain in sides of chest/flanks; cold catarrh; loss of taste; passage of unformed. faeces; compact/formed stools; altered voice without any reason; body pain; burning sensation; confusion/delirium; attains death; depletion/wasting of muscle; depletion of blood with pus; breaking/pain in flanks; feels as if heart is displaced from its site due to coughing; loss of physical strength or weakness.	kṣayajakāsaḥ	क्षयजकासः
5.19	**Hiccup**			
ITA-5.19.1	Hiccup	A disorder characterized by vayu repeatedly and forcefully brought out, accompanied by sound; feeling as if liver; spleen and intestines are being expelled through the mouth; making noise, and causing sudden death.	hikkā (hidhmā)	हिक्का (हिध्मा)
ITA-5.19.2	Hiccup due to improper swallowing of food	A disorder characterized by hiccups unrelated to any activity associated with sneezing; hiccups reduced with drinking or eating; hiccups decreased with wholesome and suitable foods or liquids; hiccups traversing upwards; painless; with little sound.	annajāhikkā	अन्नजाहिक्का

Term ID	English term	Description	Sanskrit term in IAST*	Sanskrit term
ITA-5.19.3	Dual or successive hiccups	A disorder characterized by some or all the following signs and symptoms: hiccups increasing after food digestion; excessive talking/irrelevant speech/incoherent speech; vomiting; diarrhoea; thirst; senselessness/unconsciousness; yawning; eyes bathed or dimmed with tears; dryness of mouth; body bent/flexed; abdominal distension; hiccups originating from jatru; suppression of breath/death; hiccups in two bouts; shaking of the head and neck.	vyapetāhikkā/ yamalāhikkā	व्यपेताहिक्का/यमलाहिक्का
ITA-5.19.4	Mild or insignificant hiccups	A disorder characterized by hiccups increasing with exertion and decreasing after food intake; long interval; feeble bouts at long intervals; starting from jatrumūla and ending at jatrumūla.	kṣudrāhikkā	क्षुद्राहिक्का
ITA-5.19.5	Hiccup; arising from depth of stomach	A disorder characterized by some or all the following signs and symptoms: stiffness; pain in flanks; hiccups starting from umbilicus or large intestine/rectum; intense agitation of body; bending/flexion of body; obstruction on inhalation; diminution of mānasa bala/loss of consciousness; hiccups originating from the umbilical region; having high sound; dryness of lips; dryness of throat; dryness of tongue; dryness of mouth; breathlessness/difficulty in breathing; pain in sides of chest/ flanks; yawning; stretching of body.	gambhīrāhikkā	गम्भीराहिक्का
ITA-5.19.6	Extremely powerful and noisy hiccups	A disorder characterized by some or all the following signs and symptoms: hiccups enveloping the throat with a high sound; continuous hiccups; loss of consciousness; stiffness of body; obstructing the passage of food and liquids; impaired memory; eyes bathed or dimmed with tears; stiffness of temporal regions; drooping of eyebrows; irrelevant talk in a suppressed voice; hiccups afflicting the vital organs; shaking of entire body; obstruction of speech; bending of back; dryness/wasting/emaciation.	mahatīhikkā	महतीहिक्का

Term ID	English term	Description	Sanskrit term in IAST*	Sanskrit term
5.20	**Dyspnoea**			
ITA-5.20.1	Dyspnoea	A disorder characterized by difficult and hurried respiration.	śvāsaḥ	श्वासः
ITA-5.20.2	Extremely strained and difficult breathing; generally in terminal illness	A disorder characterized by some or all the following signs and symptoms: deep respiratory movements constantly producing a sound like an excited but restrained person on account of vata; loss of knowledge, wisdom or consciousness; eye-rolling or side glances; confused face/wide-open mouth; distorted/dilated eyes; ugly face; retention of urine; retained stool/constipation; fading/broken/feeble voice; timidity or apathy; dyspnoea also apparent from a distance; frequent fainting/unconsciousness; pain in sides of chest/flanks; dryness of throat with high-pitched sound; bulging of eyes; stretching of body on breathing; snoring due to obstructed respiration; convulsive movement of chest; severe pain in ears; severe pain in temporal region; severe pain in head.	mahāśvāsaḥ	महाश्वासः
ITA-5.20.3	Shallow breathing	A disorder characterized by some or all the following signs and symptoms: not being able to breathe deeply with shallow breathing only; eyes turning upwards/upward gaze; eye-rolling in all directions; fainting; severe pain; dryness of mouth/whitishness of mouth; severe distress/discontent/restlessness; deep breathing hampered due to shortness of breath; distress leading to death; obstructed/suffocated voice.	ūrdhvaśvāsaḥ	ऊर्ध्वश्वासः
ITA-5.20.4	Split or noncontiguous (breathing)	A disorder characterized by some or all the following signs and symptoms: borborygmi with distension; with perspiration; syncope or swooning; burning in the bladder; confused dilated eyes; excessively weak respiration; redness of one eye; senselessness/unconsciousness; dryness of mouth; discoloration of face; excessive talking/irrelevant speech/incoherent speech; afflicted with loosening of joints/ligaments; pain due to affliction of marma or vital points; suppression of urine; downward gaze; fainting; timidity or apathy; loss of lustre/charm; leading to death.	chinnaśvāsaḥ	छिन्नश्वासः

Term ID	English term	Description	Sanskrit term in IAST*	Sanskrit term
ITA-5.20.5	Bronchial asthma	Difficulty in breathing resulting in darkness in front of eyes; A disorder characterized by some or all the following signs and symptoms: cold catarrh; making ghurghur sound; severely raised respiratory rate/tachypnoea; life-threatening; fainting due to tachypnoea; cough; motionless; frequent fainting while coughing; distressed by inability to expel phlegm; feeling better temporarily due to spitting of phlegm; inflammation of throat; hardly able to speak; loss of sleep/insomnia; difficulty in breathing in sleeping position; respiration hindered by sides of chest due to vāta; feeling comfortable in sitting posture; comfortable with hot things/desire for warm substances; enlarged eyes; sweating on forehead; sudden onset of pain; dryness of mouth; body moving with respiratory effort during attack; aggravation of attack due to incoming clouds; rain; cold or wind and other factors which increase kapha; thirst; perspiration; vomiting; associated with loud sounds; with sputum/phlegm; aversion to food; loss of taste; numbness increased on sleep; confusion/delirium; tremor.	tamakaśvāsaḥ	तमकश्वासः
ITA-5.20.6	Mild dyspnoea	A disorder characterized by some or all the following signs and symptoms: not very troublesome breathing; not harmful for the body; not distressing; not hampering intake of food or liquids; not painful for sense organs; not causing emergencies.	kṣudraśvāsaḥ	क्षुद्रश्वासः
5.21	**Hoarse voice**			
ITA-5.21.1	Hoarse voice, altered voice		svarabhedaḥ	स्वरभेदः

Term ID	English term	Description	Sanskrit term in IAST*	Sanskrit term
ITA-5.21.2	Hoarse voice, altered voice due to vitiated vata	A disorder characterized by some or all the following signs and symptoms: weak and feeble voice; trembling/shaky voice; hoarse voice; slow speech; indistinct voice; harsh donkey-like voice; blackish discoloration of eyes; blackish discoloration of face; blackish discoloration of urine; blackish discoloration of faeces; throat filled with barley awn; relieved by unctuous and hot measures.	vātajasvarabhedaḥ	वातजस्वरभेदः
ITA-5.21.3	Hoarse voice, altered voice due to vitiated pitta	A disorder characterized by some or all the following signs and symptoms: a burning sensation in the palate; burning sensation in the throat or kaṇṭha; unwillingness to speak; yellowish discoloration of face; yellowness of eyes; yellowness of stool; yellowish urine; dryness of palate; dryness of throat.	pittajasvarabhedaḥ	पित्तजस्वरभेदः
ITA-5.21.4	Hoarse voice, altered voice due to vitiated kapha	A disorder characterized by some or all the following signs and symptoms: hoarseness of voice; obstructed/suffocated voice; rattling sound; voice emerging with difficulty; throat always choked with secretions; speaking little and slowly; voice distinct during the daytime; feeling as if throat smeared with phlegm.	kaphajasvarabhedaḥ	कफजस्वरभेदः
ITA-5.21.5	Hoarse voice, altered voice due to diminution of structural components.	A disorder characterized by some or all the following signs and symptoms: a smoky voice; obstructed/suffocated voice; rubbing/scraping of throat.	kṣayajasvarabhedaḥ	क्षयजस्वरभेदः
ITA-5.21.6	Hoarse voice, altered voice due to vitiated fat	A disorder characterized by some or all the following signs and symptoms: inaudible phonation within the throat; indistinct syllables; delayed speech; thirst; coated/smeared throat; coated/smeared lips; coated/smeared palate; difficulty in pronouncing syllables.	medojasvarabhedaḥ	मेदोजस्वरभेदः

Term ID	English term	Description	Sanskrit term in IAST*	Sanskrit term
5.22	**Anorexia**			
ITA-5.22.1	Anorexia		arocakaḥ	अरोचकः
ITA-5.22.2	Anorexia due to vitiated vata	A disorder characterized by some or all the following signs and symptoms: dental hyperaesthesia; astringent taste in oral cavity; precordial pain/cardiac pain; oppression of heart; loss of taste in mouth.	vātaja-arocakaḥ	वातज-अरोचकः
ITA-5.22.3	Anorexia due to vitiated pitta	A disorder characterized by some or all the following signs and symptoms: a pungent taste in the mouth; sour taste in the mouth; feeling of warmth in the mouth; loss of taste in the mouth; foul odour in oral cavity; salty taste in the mouth; burning sensation in cardiac region; sucking type of pain; bitter taste in the mouth; syncope or swooning; thirst.	pittaja-arocakaḥ	पित्तज-अरोचकः
ITA-5.22.4	Anorexia due to vitiated kapha	A disorder characterized by some or all the following signs and symptoms: a sweet taste in mouth; sliminess of the oral cavity; heaviness in the mouth; coldness in the mouth; stiffness and tightness of mouth; itching; secretion of mucus; bodily exhaustion or tiredness; drowsiness/lassitude; saltish taste in the mouth.	kaphaja-arocakaḥ	कफज-अरोचकः
ITA-5.22.5	Anorexia due to vitiated tridosha	A disorder characterized by some or all the following signs and symptoms: clinical features of all types of arocaka; loss of taste/altered taste, not just one type of taste; different types of pain.	sannipātaja-arocakaḥ	सन्निपातज-अरोचकः
ITA-5.22.6	Anorexia due to injury		abhighātaja-arocakaḥ	अभिघातज-अरोचकः
5.23	**Vomiting**			
ITA-5.23.1	Vomiting		chardiḥ	छर्दिः

Term ID	English term	Description	Sanskrit term in IAST*	Sanskrit term
ITA-5.23.2	Vomiting due to vitiated vata	A disorder characterized by some or all the following signs and symptoms: precordial pain/cardiac pain; pain in flanks; dryness of mouth; headache; discomfort/pain in umbilical region; cough; alteration of voice; pricking pain; eructations with loud sounds; frothy vomitus; shredded/variegated vomitus; blackish vomitus; thin/scanty vomitus; astringent vomitus; difficulty in vomiting; small quantity of vomitus; vomiting with great force; vomiting with pain; pain in back; fatigued/tired; vomiting in large quantity; more vomiting after digestion; exhaustion without exertion.	vātajachardiḥ	वातजछर्दिः
ITA-5.23.3	Vomiting due to vitiated pitta	A disorder characterized by some or all the following signs and symptoms: syncope or swooning; thirst; dryness of mouth; burning sensation in the head; burning sensation in the palate; burning sensation in the eyes; black-outs; giddiness or dizziness; yellowish vomitus; very hot vomitus/ forceful vomiting; greenish vomitus; bitter vomitus; smoky vomitus; vomiting with burning sensation; sour vomitus; pungent vomitus; bitter taste in mouth; vomitus with blood; sucking type of pain; fever; vomitus alkaline in nature/vomitus as kṣāra diluted in water; exhaustion/fatigue.	pittajachardiḥ	पित्तजछर्दिः
ITA-5.23.4	Vomiting due to vitiated kapha	A disorder characterized by some or all the following signs and symptoms: drowsiness/lassitude; sweetness in mouth; mucoid salivation; sense of satiety/contentment; sleep; loss of taste; heaviness; unctuous vomitus; thick vomitus; sweetish vomitus; clear vomitus; horripilation; vomitus with mild pain; vomiting in large quantity; vomitus white in colour; vomitus cold in nature; vomitus predominent with kapha; pain in empty stomach; exhaustion; vomitus with thready appearance; vomitus salty in taste; frequent/forceful vomiting; continuous vomiting; facial oedema; nausea; cough.	kaphajachardiḥ	कफजछर्दिः

Term ID	English term	Description	Sanskrit term in IAST*	Sanskrit term
ITA-5.23.5	Vomiting due to vitiated tridosha	A disorder characterized by some or all the following signs and symptoms: colicky pain in abdomen; indigestion; loss of taste; burning sensation; thirst; breathlessness/difficulty in breathing; fainting/severe confusion; forceful vomiting; continuous vomiting; vomitus salty in taste; sour vomiting; blue-coloured vomitus; thick vomitus; vomitus hot in nature; vomitus with blood; signs/symptoms of all types of chardi.	sannipātajachardiḥ	सन्निपातजच्छर्दिः
ITA-5.23.6	Vomiting due to extrinsic causes		āgantujachardiḥ	आगन्तुजच्छर्दिः
ITA-5.23.7	Vomiting due to worm infestation		kṛmijachardiḥ	कृमिजच्छर्दिः
5.24	**Morbid thirst**			
ITA-5.24.1	Morbid thirst	A disorder characterized by an incessant desire for water.	tṛṣṇā	तृष्णा
ITA-5.24.2	Prodromal symptoms of morbid thirst	A disorder characterized by some or all the following signs and symptoms: dryness of mouth; excessive dryness of palate; excessive dryness of lips; excessive dryness of throat; excessive dryness of oral cavity; burning sensation in the oral cavity; confusion/delirium; giddiness or dizziness; excessive and incoherent speech.	tṛṣṇāpūrvarūpam	तृष्णापूर्वरूपम्
ITA-5.24.3	Morbid thirst due to vitiated vāta	A disorder characterized by some or all the following signs and symptoms: dryness of mouth; loss of taste in the mouth; pain in temporal region; headache exacerbated by drinking of cold water; feeling of obstructed passages; insomnia; vertigo; wasted/dried up/emaciated; apathy; inability to smell; unpleasant taste in mouth; diminished hearing ability; diminished sleep; diminished strength.	vātajatṛṣṇā	वातजतृष्णा

Term ID	English term	Description	Sanskrit term in IAST*	Sanskrit term
ITA-5.24.4	Morbid thirst due to vitiated pitta	A disorder characterized by some or all the following signs and symptoms: aversion to food; bitter taste in the mouth; burning sensation in head; desire for cold; syncope or swooning; yellowish colour of eye; yellowish urine; yellow-coloured stool; excessive talking/irrelevant speech/incoherent speech; loss of taste; dryness of mouth; sensation of fumes emerging from body and mouth; parched mouth; bloodshot eyes.	pittajatṛṣṇā	पित्तजतृष्णा
ITA-5.24.5	Morbid thirst due to vitiated kapha	A disorder characterized by some or all the following signs and symptoms: heaviness of body; suffering from excessive thirst; sleep; sweet taste in the mouth; excessive dehydration; feeling of coated throat; slimy and sticky feeling inside mouth; fever with chills; vomiting; loss of taste; heaviness of body; oedema of extremities; body orifices feeling as if coated with slush and then dried; body orifices feeling dried with kapha; feeling as if throat covered by thorns; abdominal distension; heaviness of head; sensation of being covered with a wet cloth; lethargy; indigestion.	kaphajatṛṣṇā	कफजतृष्णा
ITA-5.24.6	Morbid thirst due to trauma	A disorder characterized by thirst which is not relieved despite frequent intake of water day and night.	kṣatajatṛṣṇā	क्षतजतृष्णा
ITA-5.24.7	Morbid thirst due to depletion of primary circulating nutrient fluid	A disorder characterized by drying up; burning sensation; excessive desire for water.	rasakṣayajatṛṣṇā	रसक्षयजतृष्णा
ITA-5.24.8	Morbid thirst due to ama	A disorder characterized by some or all the following signs and symptoms: abdominal distension; loss of taste; mucus discharge through mouth; spitting; bodily exhaustion or tiredness; pain in cardiac region.	āmajatṛṣṇā/ tridoṣajatṛṣṇā	आमजतृष्णा/त्रिदोषजतृष्णा

Term ID	English term	Description	Sanskrit term in IAST*	Sanskrit term
ITA-5.24.9	Morbid thirst as a complication of another disease	Morbid thirst as a complication of another disease such as fever or consumption. A disorder characterized by some or all the following signs and symptoms: timidity or apathy; timid voice; loss of consciousness; dehydrated throat; dehydrated palate; dehydrated mouth.	aupasargikatṛṣṇā	औपसर्गिकतृष्णा
5.25	**Syncope and related conditions**			
ITA-5.25.1	Syncope	Temporary loss of consciousness.	mūrcchā	मूर्च्छा
ITA-5.25.2	Prodromal signs of syncope	A disorder characterized by some or all the following signs and symptoms: precordial pain/cardiac pain; yawning; fatigued mind and body; loss of sensory perception; loss of strength.	mūrcchā-pūrvarūpam	मूर्च्छा-पूर्वरूपम्
ITA-5.25.3	Syncope due to vitiated vata	A disorder characterized by some or all the following signs and symptoms: seeing the sky as blue before loss of consciousness; seeing the sky as black before loss of consciousness; seeing the sky as red before loss of consciousness; regaining consciousness soon afterwards; shivering/tremors; generalized body aches; pain in precordium/cardiac region; emaciation; blackish appearance; slightly reddish appearance.	vātajamūrcchā	वातजमूर्च्छा
ITA-5.25.4	Syncope due to vitiated pitta	A disorder characterized by some or all the following signs and symptoms: seeing the sky as red before entering a state of darkness; seeing the sky as green before entering a state of darkness; seeing the sky as yellow before entering a state of darkness; waking up with perspiration; thirst; with burning sensation; reddish disturbed eyes; yellowish disturbed eyes; falling down as soon as the fit starts; regaining consciousness immediately; loose motions; yellowish discoloration; syncope or swooning.	pittajamūrcchā	पित्तजमूर्च्छा

Term ID	English term	Description	Sanskrit term in IAST*	Sanskrit term
ITA-5.25.5	Syncope due to vitiated kapha	A disorder characterized by some or all the following signs and symptoms: becoming unconscious while seeing a cloudy sky; becoming unconscious while seeing a dark cloudy sky; regaining consciousness after a long time; heaviness of body; feeling of body parts covered with moist leather; salivation; nausea; syncope or swooning.	kaphajamūrcchā	कफजमूर्च्छा
ITA-5.25.6	Syncope due to vitiated tridosha	A disorder characterized by some or all the following signs and symptoms: clinical features of all three types of dosha; fainting resembling an epileptic fit; falling down suddenly without a hideous manifestation.	sannipātajamūrcchā	सन्निपातजमूर्च्छा
ITA-5.25.7	Syncope due to vitiated blood	A disorder characterized by some or all the following signs and symptoms: fainting on perceiving solely the smell of blood; reddish vision; deep respiration; body becoming rigid.	raktajamūrcchā	रक्तजमूर्च्छा
ITA-5.25.8	Syncope due to alcoholism	A disorder characterized by some or all the following signs and symptoms: drowsing while talking irrelevantly; remaining unconscious and bewildered; flinging limbs in all directions.	madyajamūrcchā	मद्यजमूर्च्छा
ITA-5.25.9	Syncope due to poison	A disorder characterized by some or all the following signs and symptoms: shivering/tremors; sleepiness; thirst; black-outs; specific to the respective poisons concerned.	viṣajamūrcchā	विषजमूर्च्छा
ITA-5.25.10	Drowsiness	A disorder characterized by some or all the following signs and symptoms: inability to perceive the objects of the senses; exhaustion without exertion; heaviness; yawning; sleepiness.	tandrā	तन्द्रा
ITA-5.25.11	Coma	A disorder characterized by some or all the following signs and symptoms: falling like a log of dead wood; loss of life if not treated early/or if emergency treatment support withdrawn.	saṃnyāsaḥ	संन्यासः

Term ID	English term	Description	Sanskrit term in IAST*	Sanskrit term
5.26	**Intoxication**			
ITA-5.26.1	Intoxication other than alcohol-induced	A disorder characterized by some or all the following signs and symptoms: incoherent speech; excessive speech; fast speech; unstable movements; uncoordinated actions; dry body appearance; blackish body appearance; slightly reddish complexion.	madaḥ	मदः
ITA-5.26.2	First stage of intoxication	A disorder characterized by some or all the following signs and symptoms: passionate desire; erotic stimulation; desire to have sexual intercourse; happiness; confusion/delirium; sleep; abnormal/unsuitable food; abnormal sounds; abnormal exhibition of any body part; enhanced intelligence; enhanced memory; enhanced affection; enhanced happiness; increased desire to drink; increased desire to eat; increased desire to sleep; increased ability to recite songs; increased quality of speech; very pleasant.	prathama-madaḥ	प्रथम-मदः
ITA-5.26.3	Second stage of intoxication	A disorder characterized by some or all the following signs and symptoms: incoherent intelligence; incoherent memory; incoherent speech; incoherent actions; lunatic appearance and behaviour; furious nature; recurrent lethargy; recurrent sleepiness.	madyajamadaḥ	मद्यजमदः
ITA-5.26.4	Third stage of intoxication	A disorder characterized by some or all the following signs and symptoms: visiting places which should not be frequented; disrespect for teachers; eating inedible things; loss of consciousness; disclosure of even close-guarded secrets; dependency on others.	tṛtīya-madaḥ	तृतीय-मदः
ITA-5.26.5	Fourth stage of intoxication	A disorder characterized by some or all the following signs and symptoms: idiocy; being as helpless as a piece of broken wood; loss of the sense of discrimination between right and wrong actions; unable to be roused or respond to stimuli.	caturtha-madaḥ	चतुर्थ-मदः

Term ID	English term	Description	Sanskrit term in IAST*	Sanskrit term
ITA-5.26.6	Alcohol intoxication	A disorder characterized by some or all the following signs and symptoms: fainting/severe confusion; precordial pain/ cardiac pain; loose motions/diarrhoea; continuous thirst; saumya āgneya; fever; loss of taste; headache; pain in flanks; pain in bones; tremors; injury to vital points; stiffness of sacroiliac region; chest tightness; errors of refraction/partial blindness; cough; breathlessness/difficulty in breathing; being awake; excessive sweating; constipation/abdominal fullness; oedema; instability of mind; excessive talking/irrelevant speech/incoherent speech; vomiting; nausea/provocation of dosha; giddiness or dizziness; having unpleasant dreams.	madātyayaḥ/ pānātyayaḥ	मदात्ययः/पानात्ययः
ITA-5.26.7	Alcohol intoxication leading to suppression of visceral movements	A disorder characterized by some or all the following signs and symptoms: warmth; aggravation of kapha; heaviness of body; absence of any taste in the mouth; retention of faeces; obstruction to passage of urine/retention; drowsiness/ lassitude; loss of taste; thirst; headache; pain in joints.	paramadaḥ	परमदः
ITA-5.26.8	Indigestion due to excessive alcohol intake	A disorder characterized by abdominal distension; sour belching/eructations; internal burning sensation.	pānājīrṇam	पानाजीर्णम्
ITA-5.26.9	Aversion to alcohol and food due to alcohol intoxication	A disorder characterized by some or all the following signs and symptoms: a pricking pain in cardiac region; dislike of alcohol; dislike of food; pricking pain all over the body; secretion of mucus; feeling as if the throat is full of smoke; syncope or swooning; vomiting; fever; headache; burning sensation.	pānavibhramaḥ	पानविभ्रमः
5.27	**Burning sensation**			
ITA-5.27.1	Burning sensation	A disorder characterized by warmth amounting to a burning sensation.	dāhaḥ	दाहः
ITA-5.27.2	Generalized burning sensation due to vitiated rakta	A disorder characterized by some or all the following signs and symptoms: warmth; coppery lustre with copper-red eyes; coppery lustre to skin; thirst; emitting iron-like odour from body; emitting iron-like odour from mouth.	raktajadāhaḥ	रक्तजदाहः

Term ID	English term	Description	Sanskrit term in IAST*	Sanskrit term
ITA-5.27.3	Generalized burning sensation due to vitiated pitta	A disorder characterized by symptoms similar to those of dāha.	pittajadāhaḥ	पित्तजदाहः
ITA-5.27.4	Generalized burning sensation due to unquenched thirst	A disorder characterized by some or all the following signs and symptoms: internal and external burning sensations; dryness of throat; dryness of palate; dryness of lips; trembling of the tongue on protrusion; dulling of all senses.	tṛṣṇānirodhajadāhaḥ	तृष्णानिरोधजदाहः
ITA-5.27.5	Generalized burning sensation due to internal bleeding	A disorder characterized by the abdomen filling up with blood.	asṛjapūrṇakoṣṭhadāhaḥ	असृजपूर्णकोष्ठदाहः
ITA-5.27.6	Generalized burning sensation due to diminution of structural components	A disorder characterized by some or all the following signs and symptoms: diminished activities; weak and feeble voice; thirst; excessive distress; syncope or swooning; malaise.	dhātukṣayajadāhaḥ	धातुक्षयजदाहः
ITA-5.27.7	Generalized burning sensation due to injury	A disorder characterized by some or all the following signs and symptoms: syncope or swooning; excessive talking/ irrelevant speech/incoherent speech; thirst; severe internal symptoms of burning.	kṣatajadāhaḥ	क्षतजदाहः
ITA-5.27.8	Generalized burning sensation due to injury to vulnerable locations	A disorder characterized by a burning sensation due to injury of a vulnerable point.	marmābhighātajadāhaḥ	मर्माभिघातजदाहः

Term ID	English term	Description	Sanskrit term in IAST*	Sanskrit term
5.28.	**Psychosis**			
ITA-5.28.1	Psychosis	A disorder characterized by some or all the following signs and symptoms: a confused state of mind; altered state of judgement; altered consiousness/peripheral sensations; altered memory; altered desire/likings; impaired character; agitated activities; impaired behaviour; confused intellect; fickleness of mind; perplexed appearance; restlessness; incoherent speech; loneliness/lack of alertness; feeling of pain in body; feeling of happiness in body; undertaking activities without any forethought; sudden lack of happiness; sudden lack of sorrow; sudden loss of righteous things; sudden loss of nonrighteous things; wandering abruptly.	unmādaḥ	उन्मादः
ITA-5.28.2	Psychosis due to vitiated vata	A disorder characterized by some or all the following signs and symptoms: severe restlessness; flickering of eyes; flickering of eyebrows; sudden movements of lips; movements of shoulders; sudden movements of jaws; sudden movements of hands; sudden movements of legs; continuous voice; intermittent voice; frothing from mouth; smiling at inappropriate places; laughing at inappropriate places; dancing at inappropriate places; singing at inappropriate places; playing music organs; no rhythmic following music; acting as if going on vehicle; acting as if wearing ornaments; severe jealousy; emaciation; roughness/dryness; protrusion of eyes; slightly reddish brown eyes; Incoherent speech at inappropriate places; irrelevant movements of the limbs; weeping at inappropriate places; slight reddish complexion of the body; provocation of the symptom after the food has been digested; lustreless appearance; harsh voice; prominent veins; wants cold; pulsatile/vibrating body; vibrating joints; wandering with shaking; roams around; crying at inappropriate place; mimics sound of flute; mimics sound of lute; travels/roams a lot; speaks a lot; desires for food; abuses after obtaining food; speaks in appropriate places;	vātajonmādaḥ	वातजोन्मादः

Term ID	English term	Description	Sanskrit term in IAST*	Sanskrit term
ITA-5.28.3	Psychosis due to vitiated pitta	A disorder characterized by some or all the following signs and symptoms: intolerance/impatience; anger; agitation in inappropriate places; hurting self with weapon; hurting self with clod; hurting self with whip; hurting self with wood; hurting self with fist; hurting self with weapon; hurting self with clod; hurting self with whip; hurting self with wood; hurting self with fist; hurting others with weapon; hurting others with clod; hurting others with whip; hurting others with wood; hurting others with fist; craving for shade/shelter; craving for cold water; craving for cold food; frequent anger; coppery eyes; greenish eyes; yellowish eyes; steady/stable eyes; redness/ congestion/inflammation; nudity; intimidating attitude; runing away; hotness of body; anger; yellowish complexion; excessive thirst; excessive sweating; excessive burning sensation; voracious eating; improper sleep; wants cold; wants air; enjoys insides of water bodies; excessive anger; suspicious; seeing stars in the sky in daytime; false visualization of fire/halluciation of fire; hallucination of stars; false visualization of flame/hallucination of flame; fear of yellowish things falling down;	pittajonmādaḥ	पित्तजोन्मादः
ITA-5.28.4	Psychosis due to vitiated kapha	A disorder characterized by some or all the following signs and symptoms: a person confined to one area; sitting alone silently; travelling less; excessive salivation; nasal discharge; aversion to food; wanting secrecy/privacy; sickening; aversion to cleanliness; dreaming daily; facial oedema; whitish eyes; feeling as if eyes are wrapped in wet cloth; rheumy eyes; slow speech; sluggishness in body activities; loss of taste; liking for women; liking for solitude; excessive sleep; vomiting; symptoms provoked by eating; whitish discoloration of nails; diminution of agni; exhaustion; cough; reduced intellect; eating less; desire for heat; aggravation of disease at night; desire for sex with female; sleep; facial oedema; turbid eyes.	kaphajonmādaḥ	कफजोन्मादः

Term ID	English term	Description	Sanskrit term in IAST*	Sanskrit term
ITA-5.28.5	Psychosis due to vitiated tridosha	A disorder characterized by clinical features common to all three types.	sannipātajonmādaḥ	सन्निपातजोन्मादः
ITA-5.28.6	Psychosis due to grief	A disorder characterized by some or all the following signs and symptoms: a person irrelevantly describing imagined things; improper perception/unconsciousness; singing; laughing; crying suddenly; stupefaction due to improper perception; pallor/paleness; timidity or apathy; fainting repeatedly; weeping and making sounds such as “ha-ha”; dying; overestimating; mind disturbed by sorrow; thinking; alert; doing inappropriate acts.	śokajonmādaḥ	शोकजोन्मादः
ITA-5.28.7	Psychosis due to poison	A disorder characterized by some or all the following signs and symptoms: bloodshot eyes; loss of strength; loss of sensory and motor organ functioning; loss of lustre; withered appearance; blackish discoloration of face; loss of lustre/ charm; loss of strength; loss of functioning of sensory and motor organs; confusional state.	viṣajonmādaḥ	विषजोन्मादः
ITA-5.28.8	Psychosis making a person behave like a demigod	A disorder characterized by some or all the following signs and symptoms: seriousness/profundity; indomitability; not getting angry; insomnia/sleeplessness; aversion to food/ meals; scanty sweating; oliguria; reduced quantity of stool; reduced quantity of flatus; auspicious fragrance; face resembling a completely developed lotus flower; contentment/ satisfaction; purity of body; thought; words and deeds; smelling strongly of a divine fragrance of flowers; alert; speaking truthfully; conversing in Sanskrit; glowing radiantly; steady/stable eyes; delivering blessings; respectful of Brahmina.	devonmādaḥ/ devaśatrujuṣṭonmādaḥ	देवोन्मादः/देवशत्रुजुष्टोन्मादः

Term ID	English term	Description	Sanskrit term in IAST*	Sanskrit term
ITA-5.28.9	Psychosis making a person behave like an artiste	A disorder characterized by some or all the following signs and symptoms: a fondness for musical instruments; liking dancing; liking singing; liking various foods; liking drinking; liking bathing; liking flowers; liking holy fumes; liking perfumes; person who likes red-coloured clothes; person who likes religious sacrificing procedure; liking comic stories; spiritual; liking holy fragrances; happy soul; visiting riverside; well-mannered; overfondness for music; liking fragrance; smiling; using good beautiful words; fewer words; visiting forests/gardens.	gandharvonmādaḥ	गन्धर्वोन्मादः
ITA-5.28.10	Psychosis making a person behave like an opulent person	A disorder characterized by some or all the following signs and symptoms: continuous dreams; continuous crying; continuous laughing; liking dancing; liking singing; liking various foods; liking drinking; liking bathing; liking flowers; liking holy fumes; liking perfumes; liking musical instruments; liking recitals; liking stories or chatting; reddish-coloured eyes; confused dilated eyes; hating brahmaṇavaidya parivādinaṃ; speaking secretly/revealing secrets; coppery redness of eyes; wearing favourite garments; wearing light garments; liking red-coloured clothes; serious in nature; speedy/quick/swift gait; talking less; tolerant; looking majestic; constantly asking what might be done for others.	yakṣonmādaḥ	यक्षोन्मादः
ITA-5.28.11	Psychosis making a person behave like an ancestor	A disorder characterized by some or all the following signs and symptoms: a person with sorrowful eyes; not establishing eye-contact; sleepy; stalled or broken speech; aversion to food; loss of taste; indigestion; offering oblations to ancestors' souls; calm temperament; keeping cloth on the right shoulder; liking meat; liking tila; liking jaggery; liking milk-pudding; praising forefathers.	pitṛ-unmādaḥ	पितृ-उन्मादः

Term ID	English term	Description	Sanskrit term in IAST*	Sanskrit term
5.29.	**Epilepsy**			
ITA-5.29.1	Epilepsy	A disorder characterized by some or all the following signs and symptoms: perversion of memory; perversion of intellect; perversion of cognitive psychic faculties; possessing transient/episodic abnormal activities; feeling as if entering into darkness; confusion; seeing unreal scenes or nonexistent things; falling down/fumbling; flickering tongue; fluttering eyes; fluttering eyebrows; excessive salivation; jerking hand; jerking leg; abnormal tongue movements; abnormal frowning; unstable eyeball movements; teeth-grinding; frothy vomiting; dilated and widened eyes; regaining consciousness after a time/abnormal movements or behaviour after a subsequent time; redness/congestion/inflammation.	apasmāraḥ	अपस्मारः
ITA-5.29.2	Epilepsy due to vitiated vāta	A disorder characterized by some or all the following signs and symptoms: intermittent seizures; regaining consciousness/alertness in a moment; protrusion of eyes; irrelevant talking; frothy vomiting; stretching of neck; head injury; abnormally contracted fingers; hand improperly placed; leg improperly placed; slightly reddish nails; slightly reddish eyes; slightly reddish face; slightly reddish skin; rough/dry nails; rough/dry eyes; rough/dry mouth/face; rough/dry skin; blackish nails; blackish eyes; darkened face; blackish skin; showing abnormal presentation; viewing unstable objects; seeing rough/dry objects; seeing dryness; tremors; grinding teeth; breathlessness/difficulty in breathing; visualizing everything as reddish; visualizing everything as black; person feels as if chased by black horrifying object/person; total disturbance of mind; pricking pain in cardiac region; agony/pain; excessive talking/irrelevant speech/incoherent speech; cooing sound from throat; fluttering of legs; crying in scratchy voice; inflated neck; jerking body in all directions; dry eyes;	vātaja-apasmāraḥ	वातज-अपस्मारः

Term ID	English term	Description	Sanskrit term in IAST*	Sanskrit term
ITA-5.29.3	Epilepsy due to vitiated pitta	A disorder characterized by some or all the following signs and symptoms: intermittent seizures; regaining consciousness in a moment; cooing sound from throat; scratching the floor; greenish nails; greenish eyes; greenish discoloration of skin; yellowish discoloration of nails; yellowish discoloration of eyes; yellowish discoloration of face; yellowish discoloration of skin; coppery nails; coppery eyes; coppery face; coppery skin; reddish eyes; seeing horrible things; seeing violent things; seeing illuminated things; seeing objects as if covered; yellow-coloured froth; yellow discoloration of body; yellow discoloration of face; yellow discoloration of eyes; seeing all objects as yellow; seeing all objects as red; thirst; warmth; visualizing all worldly objects as engulfed by fire; sweating; syncope or swooning; inappropriate movements of body parts; in agony; feeling of being chased by black horrifying object/person; total disturbance of mind; agony/pain; excessive talking/irrelevant speech/incoherent speech; shaking on ground;	pittaja-apasmāraḥ	पित्तज-अपस्मारः
ITA-5.29.4	Epilepsy due to vitiated kapha	A disorder characterized by some or all the following signs and symptoms: seizures with long duration; slow seizures; regaining consciousness after a longer time; falling down; not much abnormal behaviour; salivation; white nails; whitish discoloration of eyes; whitish discoloration of face; whitish skin; seeing things as whitish; seeing things in large size; seeing things as unctuous; whitish discoloration of froth; whitish discoloration of any body part; horripilation in body; heaviness of body; cold; nausea; sleep; falling down on floor; vomiting mucus secretions; feeling of being chased by black horrifying object/person; total disturbance of mind; agony/pain; excessive talking/irrelevant speech/incoherent speech; cooing sound from throat; fewer movements.	kaphaja-apasmāraḥ	कफज-अपस्मारः
ITA-5.29.5	Epilepsy due to vitiated tridosha	A disorder characterized by clinical features of all three types.	sannipātaja-apasmāraḥ	सन्निपातज-अपस्मारः

Term ID	English term	Description	Sanskrit term in IAST*	Sanskrit term
5.30.	**Polyarthritis due to vitiated vata and rakta**			
ITA-5.30.1	Polyarthritis due to vitiated vata and blood	A disorder characterized by pain in small joints of the foot, gradually spreading to upper portions of the body; causing itching, pain, numbness in all joints of the hands and feet.	vātaraktam	वातरक्तम्
ITA-5.30.2	Superficial polyarthritis due to vitiated vata and blood	Multiple joint pain, itching; burning sensation; feeling of stretching; pricking pain; pulsating sensation; contraction; brownish black discoloration of skin; coppery discoloration on exterior of skin; reddish discoloration of skin.	uttāna-vātaraktam	उत्तान-वातरक्तम्
ITA-5.30.3	Deep-rooted polyarthiris due to vitiated vata and blood	Multiple joint pains; swelling; stiffness; hardness; sudden onset of pain; bluish-black colour; copper colour; burning sensation; pricking pain; pulsating sensation; inflammation/ suppuration; internal burning sensation; lameness; limping of both leg; deformities.	gambhīra-vātaraktam	गम्भीर-वातरक्तम्
5.31	**Stiff thigh(s) with loss of sensation**			
ITA-5.31.1	Stiff thighs with loss of sensation	A disorder characterized by some or all the following signs and symptoms: severe tiredness of calf muscles; severe tiredness of thighs; slight burning; slight pain; pain on stepping; inability to perceive cold touch; inability to stand; inability to tolerate pressure; inability/difficulty in walking; inability to move; feeling as if thighs are broken; feeling as if legs are broken; stiffness of thigh; loss of sensation in thigh; thigh feeling as if it belongs to someone else; heaviness of thigh; severe frequent pain; insensibility/meditatitve appearance; generalized body aches; sensation of being covered with a wet cloth; drowsiness/lassitude; vomiting; loss of taste; fever; feeling of weakness of feet/legs; difficulty in raising/lifting legs; numbness.	ūrustambhaḥ	ऊरुस्तम्भः

Term ID	English term	Description	Sanskrit term in IAST*	Sanskrit term
5.32	**Polyarthritis due to ama**			
ITA-5.32.1	Polyarthitis due to ama	A disorder characterized by some or all the following signs and symptoms: generalized body aches; loss of taste; thirst; lethargy; heaviness; fever; indigestion; oedema; heaviness of heart region; weakness; stiffness of whole body. The condition also describes rheumatic fever.	āmavātaḥ	आमवातः
ITA-5.32.2	Vata-predominent polyarthritis due to ama	A disorder characterized by severe pain.	vātika-āmavātaḥ	वातिक-आमवातः
ITA-5.32.3	Pitta-predominent polyarthritis due to ama	A disorder characterized by burning sensation; redness/ congestion.	paittika-āmavātaḥ	पैत्तिक-आमवातः
ITA-5.32.4	Kapha-predominant polyarthritis due to ama	A disorder characterized by the feeling of being covered with a wet cloth; heaviness; itching.	kaphaja-āmavātaḥ	कफज-आमवातः
ITA-5.32.5	Advanced stage of polyarthritis due to ama	A disorder characterized by some or all the following signs and symptoms: pain in hand joints; pain in foot joints; pain in head joints; pain in ankle joints; pain in sacroiliac region joints; pain in knee joints; pain in hip joints; swelling in hand joints; swelling in foot joints; swelling in head joints; swelling in ankle joints; swelling in sacroiliac region joints; swelling in knee joints; swelling in hip joints; pain resembling scorpion bite; diminution of agni; excessive salivation; loss of taste; heaviness of body; lack of enthusiasm; altered taste sensation; burning sensation; frequent excessive micturition; hardness of abdomen; colicky pain in abdomen; altered sleep; thirst; vomiting; giddiness or dizziness; syncope or swooning; stiffness of cardiac region; constipation; dullness/ frigidity/inactivity; borborygmi/gurgling intestinal sounds;	ativṛddha-āmavātaḥ	अतिवृद्ध-आमवातः

Term ID	English term	Description	Sanskrit term in IAST*	Sanskrit term
5.33	**Hyperacidity**			
ITA-5.33.1	Hyperacidity	A disorder characterized by some or all the following signs and symptoms: indigestion; exhaustion without exertion; nausea/provocation of dosha; bitter belchings/eructations; sour belchings/eructations; heaviness; burning sensation in precordial/cardiac region; burning sensation in throat; loss of taste.	amlapittam	अम्लपित्तम्
ITA-5.33.2	Type of hyperacidity with major symptoms manifesting above umbilical region	A disorder characterized by some or all the following signs and symptoms: green-coloured vomitus; yellow-coloured vomitus; blue-coloured vomitus; black-coloured vomitus; vomitus mixed with blood; vomitus looking like blood; very sour vomitus; vomitus resembling meat washings; excessively slimy vomitus; watery/clear vomitus; vomitus with various tastes; acrid and sour vomitus during the digestion of food;/ with indigestion; acrid and sour vomitus on empty stomach; acrid and sour eructations; burning sensation in throat; burning sensation in precordial/cardiac region; burning sensation in epigastrium/abdomen; headache; burning sensation in palm; burning sensation in sole; warmth; excessive anorexia/loss of taste; fever; itching all over body; circular eruptions all over body; papular rash all over body; diseases all over the body.	ūrdhvaga-amlapittam	ऊर्ध्वग-अम्लपित्तम्
ITA-5.33.3	Type of hyperacidity with major symptoms manifesting below umbilical region	A disorder characterized by some or all the following signs and symptoms: thirst; burning sensation; syncope or swooning; giddiness or dizziness; confusion/delirium; elimination of varying types of stools; nausea; wheal-like skin eruptions; depressed digestive power/diminution of agni; horripilation; perspiration; yellowish discoloration of body.	adhoga-amlapittam	अधोग-अम्लपित्तम्
ITA-5.33.4	Type of hyperacidity due to vitiated vata	A disorder characterized by some or all the following signs and symptoms: tremors; excessive talking/irrelevant speech/ incoherent speech; syncope or swooning; tingling sensation; bodily exhaustion or tiredness; colicky pain in abdomen; feeling of transient black-outs; dizziness/confusion;/ infatuation; horripilation.	vātika-amlapittam	वातिक-अम्लपित्तम्

Term ID	English term	Description	Sanskrit term in IAST*	Sanskrit term
ITA-5.33.5	Type of hyperacidity due to vitiated kapha	A disorder characterized by some or all the following signs and symptoms: mucoid expectoration; heaviness; dullness/ frigidity/inactivity; loss of taste; feeling of cold/chills; bodily exhaustion or tiredness; vomiting; stickiness; weak digestion; loss of strength; itching; sleep.	kaphaja-amlapittam/ śleṣmapittam	कफज-अम्लपित्तम्/ श्लेष्मपित्तम्
5.34	**Abdominal colic**			
ITA-5.34.1	Abdominal colic	A disorder characterized by pain in abdomen; painful expiration; afflicted with pain; severe pain as if pierced by a nail.	śūlaḥ	शूलः
ITA-5.34.2	Abdominal colic due to vitiated vāta	A disorder characterized by some or all the following signs and symptoms: severe pain on empty stomach; severe stiffness of body; difficulty in breathing; difficulty in passing flatus; difficulty in micturition; difficulty in defecation; pain in precordial region; pain in sides of chest/flanks; pain in back; pain in sacral region; pain in urinary bladder or basti; pain occurs after digestion of food; pain during twilights; pain during cloudy weather; pain when it is cold; recurrent exacerbation of pain; recurrent remission of pain; retention of faeces; retention of flatus; pricking type of pain; breaking type of pain; pain relieved by sudation; pain relieved by oleation; pain relieved by massage/rubbing; pain relieved by unctuous food; pain relieved by hot food.	vātajaśūlaḥ	वातजशूलः
ITA-5.34.3	Abdominal colic due to vitiated pitta	A disorder characterized by some or all the following signs and symptoms: thirst; burning sensation; intoxication; syncope or swooning; severe pain; desire for cold; pain decreasing with cold; confusion/delirium; pain in umbilical region; perspiration; giddiness or dizziness; sucking type of pain; pain exacerbated at noon; pain exacerbated at midnight; pain exacerbated when digesting food; pain exacerbated in autumn/śarat ṛtu; relieved during cold season; relieved with sweet food; relieved with cold food.	pittajaśūlaḥ	पित्तजशूलः

Term ID	English term	Description	Sanskrit term in IAST*	Sanskrit term
ITA-5.34.4	Abdominal colic due to vitiated kapha	A disorder characterized by some or all the following signs and symptoms: nausea; severe abdominal fullness; heaviness of body; cough; exhaustion; loss of taste; excessive salivation; stillness of stomach as if amaśaya wrapped in a wet cloth; heaviness of abdomen; heaviness of head; pain increasing on eating; pain increasing at sunrise; pain increasing in śiśira ṛtu; pain increasing in spring.	kaphajaśūlaḥ	कफजशूलः
ITA-5.34.5	Abdominal colic due to vitiated tridosha	A disorder characterized by clinical features of all types of doṣa in śūla.	sānnipātikaśūlaḥ	सान्निपातिकशूलः
ITA-5.34.6	Abdominal colic due to āma	A disorder characterized by some or all the following signs and symptoms: gurgling intestinal sounds/borborygmi; nausea; vomiting; heaviness; sensation of being wrapped in a wet cloth; borborygmi with distension; excessive salivation; features of kaphaja śula.	āmaśūlaḥ	आमशूलः
ITA-5.34.7	Abdominal colic due to any two vitiated dosha		dvandvajaśūlaḥ	द्वन्द्वजशूलः
ITA-5.34.8	Abdominal colic due to vitiated vāta and pitta predominance	A disorder characterized by a burning sensation; fever.	vātapaittikaśūlaḥ	वातपैत्तिकशूलः
ITA-5.34.9	Abdominal colic occurring during digestion of food		pariṇāmaśūlaḥ	परिणामशूलः
ITA-5.34.10	Abdominal colic occurring during digestion of food due to vitiated vata		vātikapariṇāmaśūlaḥ	वातिकपरिणामशूलः
ITA-5.34.11	Abdominal colic occurring during digestion of food due to vitiated pitta	A disorder characterized by some or all the following signs and symptoms: thirst; burning sensation; distress/discontent/ restlessness; perspiration; pain exacerbated by pungent food; pain exacerbated by sour food; pain exacerbated by salty food; pain relieved by cold.	paittikapariṇāmaśūlaḥ	पैत्तिकपरिणामशूलः

Term ID	English term	Description	Sanskrit term in IAST*	Sanskrit term
ITA-5.34.12	Abdominal colic occurring during digestion of food due to vitiated kapha	A disorder characterized by some or all the following signs and symptoms: vomiting; nausea; unconsciousness/ confusion; mild pain; pain persistent for a long time; pain relieved by taking pungent substances; pain relieved by taking bitter substances.	kaphajapariṇāmaśūlaḥ	कफजपरिणामशूलः
ITA-5.34.13	Persistent, continuous abdominal pain	A disorder characterized by some or all the following signs and symptoms: pain occurring before food has been digested; pain occurring after food has been digested; pain not subsiding despite consuming food; pain not subsiding on an empty stomach.	annadravaśūlaḥ	अन्नद्रवशूलः
5.35	**Disorders of reversed or altered visceral movement**			
ITA-5.35.1	Disorders of reversed or altered visceral movement	A disorder characterized by some or all the following signs and symptoms: retention of faeces; retention of flatus or vata; obstruction to passage of urine/retention; pain in bladder; precordial pain/cardiac pain; pain in abdomen/lumbar-hypogastric region; pain in sides of chest/flanks; abdominal distension; nausea; cutting type of pain in anal region; pricking pain; indigestion; oedema in urinary bladder region; constipation; lump/nodule in abdomen; upward movement of eructations or vata; painful or hurt anus; painful ejaculation; delayed ejaculation; body becoming harsh/rough; becoming dry; becoming cold; fever; dysuria; dysentery; heart diseases; disorders of lower gastrointestinal tract; vomiting; blindness; deafness/hearing impairment; burning sensation in head; bloating of abdomen; hypertrophy of prostate gland; mental disorders/diseases of manas; thirst; bleeding disorders; loss of taste; palpable glandular enlargement in abdomen/ abdominal lump; cough; breathlessness/difficulty in breathing; cold catarrh; facial paralysis; pain in sides of chest/flanks; dreadful diseases of vāta.	udāvartaḥ	उदावर्तः

Term ID	English term	Description	Sanskrit term in IAST*	Sanskrit term
ITA-5.35.2	Disorders of reversed or altered visceral movement due to suppression of vata	A disorder characterized by some or all the following signs and symptoms: abdominal distension; colicky pain in abdomen; feeling of obstruction in precordial region/ impairment of cardiac activity/bradycardia; headache; breathlessness/difficulty in breathing; hiccups; cough; cold catarrh; choking sensation in throat; expulsion of faeces through mouth; retention of vata/flatus; obstruction to passage of urine/retention; obstruction/retention in passage of faeces; exhaustion without exertion; pain; various other abdominal diseases or vātika.	vātanigrahaja-udāvartaḥ	वातनिग्रहज-उदावर्तः
ITA-5.35.3	Disorders of reversed or altered visceral movement due to suppression of urine	A disorder characterized by some or all the following signs and symptoms: difficulty in micturition; scanty micturition; penile pain; proctalgia; pain in groin region; pain in urinary bladder or basti; scrotal pain; pain in umbilical region; headache; bloating of urinary bladder; dysuria; bending of body due to pain; distension in lower abdomen.	mūtrābhighāta-ja-udāvartaḥ	मूत्राभिघातज-उदावर्तः
ITA-5.35.4	Disorders of reversed or altered visceral movement due to suppression of stools	A disorder characterized by some or all the following signs and symptoms: gurgling intestinal sounds/borborygmi; colicky pain in abdomen; cutting type of pain in anal region; obstruction/retention to passage of faeces; eructation/upward movement of vata; vomiting of faecal matter.	purīṣābhighāta-ja-udāvartaḥ	पुरीषाभिघातज-उदावर्तः
ITA-5.35.5	Disorders of reversed or altered visceral movement due to suppression of ejaculation	A disorder characterized by some or all the following signs and symptoms: pain in bladder; anal pain; scrotal pain; swelling in bladder; anal swelling; scrotal oedema; urinary retention; seminal calculi/crystals; premature ejaculation.	śukrābhighāta-ja-udāvartaḥ	शुक्राभिघातज-उदावर्तः
ITA-5.35.6	Disorders of reversed or altered visceral movement due to suppression of vomiting	A disorder characterized by some or all the following signs and symptoms: skin diseases; itching; wheal-like skin eruptions; loss of taste; black pigmented patches; oedema; clinical features of pāṇḍu; fever; skin diseases; spreading cellulitis/erysipelas; nausea.	chardinigraha-ja-udāvartaḥ	छर्दिनिग्रहज-उदावर्तः

Term ID	English term	Description	Sanskrit term in IAST*	Sanskrit term
ITA-5.35.7	Disorders of reversed or altered visceral movement due to suppression of sneezing	A disorder characterized by some or all the following signs and symptoms: severe head disorders; severe eye disorders; severe nose disorders; severe ear disorders; feeling of fullness in throat; feeling of fullness in mouth; severe pricking pain in throat; severe pain in mouth; inarticulate speech; cessation of passage of vata; torticollis/stiffness of neck; headache; facial paralysis; hemicranial headache; impairment of sense organs.	kṣavathunigraha-ja-udāvartaḥ	क्षवथुनिग्रहज-उदावर्तः
ITA-5.35.8	Disorders of reversed or altered visceral movement due to suppression of yawning	A disorder characterized by some or all the following signs and symptoms: torticollis/stiffness of neck; stiffness of throat region; disorders of the head; severe diseases of the ear; severe diseases of the mouth; severe diseases of the nose; severe diseases of the eye.	jṛmbhānigraha-ja-udāvartaḥ	जृम्भानिग्रहज-उदावर्तः
ITA-5.35.9	Disorders of reversed or altered visceral movement due to suppression of tears	A disorder characterized by heaviness of head; severe diseases of the eye; cold catarrh.	aśrunigrahaja-udāvartaḥ	अश्रुनिग्रहज-उदावर्तः
ITA-5.35.10	Disorders of reversed or altered visceral movement due to suppression of eructation	A disorder characterized by some or all the following signs and symptoms: severe diseases due to vata; feeling of fullness in throat; severe pricking pain; feeling of fullness in mouth; gurgling intestinal sounds; cessation of passage of vata.	udgāranigraha-ja-udāvartaḥ	उद्गारनिग्रहज-उदावर्तः
ITA-5.35.11	Disorders of reversed or altered visceral movement due to suppression of hunger	A disorder characterized by some or all the following signs and symptoms: drowsiness/lassitude; generalized body aches; loss of taste; dizziness/confusion; diminished vision; exhaustion/fatigue.	kṣunnirodhaja-udāvartaḥ	क्षुन्निरोधज-उदावर्तः

Term ID	English term	Description	Sanskrit term in IAST*	Sanskrit term
5.36	**Constipation and abdominal distension**			
ITA-5.36.1	Constipation and abdominal distension	A disorder characterized by some or all the following signs and symptoms: gurgling intestinal sounds/borborygmi; excessive pain; abdominal distension; obstruction of flatus.	ānāhaḥ/ ādhmānam	आनाहः/आध्मानम्
5.37	**Abdominal lumps**			
ITA-5.37.1	Lumps or growths (stable or transitory) in abdomen	A disorder characterized by some or all the following signs and symptoms: being confined to mahāsrotasa; obstructing upper and lower orifices; colicky pain in abdomen; glandular swelling on palpation; glandular swelling between cardiac and bladder regions; glandular swelling which is mobile; glandular swelling which is fixed; glandular swelling increasing and decreasing in size; circular glandular swelling; sharp pierceing type of pain; severe pain; difficulty in breathing; rigidity/stiffness.	gulmaḥ	गुल्मः

Term ID	English term	Description	Sanskrit term in IAST*	Sanskrit term
ITA-5.37.2	Lumps or growths due to vitiated vāta	A disorder characterized by some or all the following signs and symptoms: frequent increase in size; frequent reduction in size; inconsistent levels of pain; feeling as if ants are crawling on body; severe pricking type of pain; severe splitting type of pain; severe pulsating type of sensation; severe stretching type of pain; severe contraction type of pain; severe feeling of numbness; severe feeling of horripilation; marked increase and decrease in above signs and symptoms; sensation of perforation/piercing type of pain; feeling as if pierced by śaṅku; fever at end of day; dryness in mouth; obstructed expiration; horripilation during pain;spleenomegaly; gurgling intestinal sounds/borborygmi; indigestion; upward movement of vāta; generalized body aches; neck pain; headache; pain in temporal region; swelling in inguinal region/hernia; blackish discoloration of skin; blackish discoloration of nails; blackish discoloration of eyes; blackish discoloration of face; blackish discoloration of urine; blackish discoloration of faeces; slightly reddish discoloration of skin; slightly reddish discoloration of nails; slightly reddish discoloration of eyes; slightly reddish-coloured face; slightly reddish discoloration of urine; slightly reddish discoloration of faeces; rough/dry skin; rough nails; roughness of eyes; roughness of mouth/face; roughness of urine; roughness of faeces; pain in precordium/cardiac region; pain in abdomen; dryness in throat; confinement/lack of movement of vata; irregular agni; diseases due to vāta; fever; frequent difficult expiration; stiffness of body parts; emaciation; dryness of skin; indeterminate form and shape; indeterminate area or site; indeterminate growth; indeterminate decrease; indeterminate pain; feeling as if ants are moving all over; increased complications in vatakala; occasional stretching of skin; occasional skin contractions; whole body pain but mainly at urinary bladder or basti; pyrexia with chills; pain in sides of chest/flanks; pain in shoulders; headache increasing after digestion of food, lessening while eating.	vātajagulmaḥ	वातजगुल्मः

Term ID	English term	Description	Sanskrit term in IAST*	Sanskrit term
ITA-5.37.3	Lumps or growths due to vitiated pitta	A disorder characterized by some or all the following signs and symptoms: burning sensation in abdomen; burning sensation in cardiac region; burning sensation in chest; burning sensation in throat; smoky euctations; acid eructations; feeling as if burning; pain; emitting smoke; hot in nature; perspiration; wetness; tenderness as if wound lax or nonhealed; slight excitement/bristling; fever; giddiness or dizziness; burning/excessive warmth/inflammation of eyes; thirst; dryness of throat; dryness of palate; dryness of mouth; fainting/severe confusion; altered stools/loose motions; greenish discoloration of skin; green-coloured eyes; greenish discoloration of face; green-coloured urine; greenish discoloration of faeces; yellow-coloured skin; yellow-coloured eyes; yellow-coloured face; yellowish discoloration of urine; yellow-coloured faeces; perspiration; food indigestion of food/ acid reflux; burning sensation; reddish discoloration of body; pungent taste in mouth; sour belching/eructations; syncope or swooning; burning sensation of gulma; relief with cold; feeling as if burnt by hot metal ball; hairless; generally resides at nābhi; reddish discoloration of face; severe pain during digestion; severe pain while eating.	pittajagulmaḥ	पित्तजगुल्मः
ITA-5.37.4	Lumps or growths due to vitiated kapha	A disorder characterized by some or all the following signs and symptoms: fever with chills; loss of taste; indigestion; generalized body aches; horripilation; heart disease; vomiting; sleep; lethargy; sensation of being covered with a wet cloth; heaviness; burning sensation in head; stable gulma; heavy gulma; hardness deepening; numb/immobile; cough (severe); severe breathlessness/difficulty in breathing; cold catarrh (severe); fulminant rājayakṣmā; whitish discoloration of skin; whitish discoloration of eyes; whitish discoloration of face; light/whitish-coloured urine; light/whitish-coloured stool; bodily exhaustion or tiredness/inability to perform physical activities; excessive salivation; sweet taste in mouth; signs of kapha; cold catarrh; nausea; coldness; mild pain; raised gulma.	kaphajagulmaḥ	कफजगुल्मः

Term ID	English term	Description	Sanskrit term in IAST*	Sanskrit term
ITA-5.37.5	Lumps or growths due to vitiated rakta	A disorder characterized by some or all the following signs and symptoms: stoppage/obstruction of menstrual flow; increased size of abdomen due to obstruction of menstrual flow; colicky pain in abdomen; cough; diarrhoea; vomiting; loss of taste; indigestion; generalized body aches; sleep; lethargy; feeling as if covered with wet cloth; salivation; expression of breast milk; blackish lips; blackish breast areola; severe fatigue of eyes; syncope or swooning; nausea; pedal oedema; mild abdominal striae/striae gravidarum; dilatation of vagina; bad odour of vagina; discharge from vagina; pulsating lump/quickening; signs of pitta gulma; no pulsation; no abdominal enlargement; signs of pregnancy; imperious desire/desire of pregnant woman; weaker/more debilitated; rigidity/stiffness; burning sensation; diarrhoea; pain in uterus; delayed pulsation with pain.	raktajagulmaḥ	रक्तजगुल्मः
ITA-5.37.6	Lumps or growths due to vitiated tridosha	A disorder characterized by some or all the following signs and symptoms: clinical features of all three dosha; clinical features of all types of gulma; severe/excruciating pain; associated with severe burning sensation; stony compactness; stony elevation; quick sloughing; severity; reduced body strength; reduced intellectual strength; reduced strength of agni; thick, raised, dense lesion, suppurating quickly.	sannipātajagulmaḥ	सन्निपातजगुल्मः
ITA-5.37.7	Lumps or growths due to any two vitiated dosha	A disorder characterized by the clinical features of mixed dosha.	dvandvajagulmaḥ	द्वन्द्वजगुल्मः
5.38	**Heart disease**			
ITA-5.38.1	Heart disease		hṛdrogaḥ	हृद्रोगः

Term ID	English term	Description	Sanskrit term in IAST*	Sanskrit term
ITA-5.38.2	Heart disease due to vitiated vāta	A disorder characterized by some or all the following signs and symptoms: severe pain; shivering/tremors; feeling of being wrapped/cramps; rigidity/stiffness; fainting/severe confusion; feeling of hollowness; fear; severe pain; feeling of stretching; pricking pain in heart; churning pain in heart; tearing pain in heart; bursting pain in heart; splitting pain in heart; breaking type of pain in heart; depletion/dessication of heart; feeling as if heart is stiff and rigid; palpitations; sudden distress/fear; intolerant of grief; intolerant of fear; intolerant of sound; obstructed breathing; sleeplessness.	vātajahṛdrogaḥ	वातजहृद्रोगः
ITA-5.38.3	Heart disease due to vitiated pitta	A disorder characterized by some or all the following signs and symptoms: burning sensation in the precordial/cardiac region; bitter taste in mouth; bitter eructations; sour belching/ eructations; exhaustion without exertion; thirst; syncope or swooning; giddiness or dizziness; perspiration; burning sensation with sweating and restlessness; burning sensation; sucking type of pain; fatigued heart; smoky eructations; syncope or swooning; dryness of mouth; sour vomitus; vomiting of pitta; yellowish discoloration; fever.	pittajahṛdrogaḥ	पित्तजहृद्रोगः
ITA-5.38.4	Heart disease due to vitiated kapha	A disorder characterized by some or all the following signs and symptoms: feeling as if the heart is numb; feeling as if the heart is wrapped in a wet cloth; feeling of heaviness in the heart; drowsiness/lassitude; loss of taste; feeling as if the heart is stony hard; heaviness; secretion of mucus; loss of taste; rigidity/stiffness; diminution of digestive power; sweetness in mouth; lassitude; feeling as if the heart is stiff and rigid; cough; spitting; sleep; lethargy; fever.	kaphajahṛdrogaḥ	कफजहृद्रोगः
ITA-5.38.5	Heart disease due to vitiated tridosha	A disorder characterized by clinical features of different types of dosha-predominant heart disorders.	sannipātajahṛdrogaḥ	सन्निपातजहृद्रोगः

Term ID	English term	Description	Sanskrit term in IAST*	Sanskrit term
ITA-5.38.6	Heart disease due to infection or infestation	A disorder characterized by some or all the following signs and symptoms: glandular swellings; increased moistness in heart; feeling as if the heart is pierced by needles; feeling as if the heart has been cut with a knife; itching; severe pain; severe form; nausea/provocation of dosha; spitting/excessive expectoration; pricking pain; colicky pain in abdomen; nausea; black-outs; loss of taste; dryness/wasting/emaciation; dark brown discoloration of eyes; feeling of entering into darkness; salivation of kapha; feeling as if the heart is constantly being sawed; severe distress; nausea/provocation of dosha; swelling/oedema.	kṛmijahṛdrogaḥ	कृमिजहृद्रोगः
5.39	**Dysuria**			
ITA-5.39.1	Difficulty in urination		mūtrakṛcchram	मूत्रकृच्छ्रम्
ITA-5.39.2	Difficulty in urination due to vitiated vatadosha	A disorder characterized by some or all the following signs and symptoms: pain in inguinal region; pain in urinary bladder or basti region; severe penile pain; scanty micturition; frequent micturition; severe scrotal pain; pain in urinary bladder or basti; passing urine with difficulty.	vātajamūtrakṛcchram	वातजमूत्रकृच्छ्रम्
ITA-5.39.3	Difficulty in urination due to vitiated pitta	A disorder characterized by some or all the following signs and symptoms: passage of yellow urine; passage of urine with pain; passage of urine with burning sensation; difficulty in passing urine; frequent micturition; yellowish discoloration of urine; urine with increased heat; blood-coloured urine/ haematuria; burning pain as if burned on scrotum; burning pain as if burned on penis; burning pain as if burned in bladder.	pittajamūtrakṛcchram	पित्तजमूत्रकृच्छ्रम्
ITA-5.39.4	Difficulty in urination due to vitiated kapha	A disorder characterized by some or all the following signs and symptoms: heaviness in the urinary bladder or basti; swelling in urinary bladder; slimy urine; heaviness in penis; penile oedema; urinary retention; unctuous urine; whitish-coloured urine; urine not too hot; horripilation; heaviness in scrotum.	kaphajamūtrakṛcchram	कफजमूत्रकृच्छ्रम्

Term ID	English term	Description	Sanskrit term in IAST*	Sanskrit term
ITA-5.39.5	Difficulty in urination due to vitiated tridosha	A disorder characterized by some or all the following signs and symptoms: clinical features of all types of dosha; burning sensation; cold/chills; pain; urine of different colours; frequent micturition; distress; difficulty in micturition.	sannipātamūtrakṛcchram	सन्निपातमूत्रकृच्छ्रम्
ITA-5.39.6	Difficulty in urination due to calculi		aśmarījamūtrakṛcchram	अश्मरीजमूत्रकृच्छ्रम्
ITA-5.39.7	Difficulty in urination due to faecal retention	A disorder characterized by abdominal distension; pain due to vāta; obstruction to passage of urine/retention.	purīṣarodha-jamūtrakṛcchram	पुरीषरोधजमूत्रकृच्छ्रम्
ITA-5.39.8	Difficulty in urination due to urinary gravel	A disorder characterized by some or all the following signs and symptoms: precordial pain/cardiac pain; shivering/ tremors; colicky pain in abdomen; diminution of agni; syncope or swooning; severe dysuria; lessening of pain when gravel passed in urine flow.	śarkarājamūtrakṛcchram, śarkarā-aśmarī	शर्कराजमूत्रकृच्छ्रम्, शर्करा-अश्मरी
ITA-5.39.9	Difficulty in urination due to vitiated semen	A disorder characterized by difficulty in passing urine; stiffness of scrotum; penile pain; pain in bladder region.	śukra-janyamūtrakṛcchram	शुक्रजन्यमूत्रकृच्छ्रम्
ITA-5.39.10	Urinary retention		mūtrāghātaḥ	मूत्राघातः
ITA-5.39.11	Bladder insufficiency with reverse move-ment of urine	A disorder characterized by some or all the following signs and symptoms: heaviness of body; feeling of being wrapped/ cramps; obstruction to passage of urine/retention; faecal retention; feeling of rigidity; scanty micturition; passage of urine with pain; spiralling of urine within urinary bladder or basti; passage of urine with pain during defecation.	vātakuṇḍalikā	वातकुण्डलिका

Term ID	English term	Description	Sanskrit term in IAST*	Sanskrit term
ITA-5.39.12	Benign prostatic hyperplasia	A disorder characterized by some or all the following signs and symptoms: distension of urinary bladder; distension in the rectum; obstruction to passage of urine; obstruction to passage of faeces; severe pain; obstruction to passage of flatus; urine and faecal matter; stony-hard globular swelling/ gland below navel; upwardly extended prominent gland in navel.	vātāṣṭhīlā	वाताष्ठीला
ITA-5.39.13	Bladder neck obstruction with retention of urine	A disorder characterized by some or all the following signs and symptoms: obstruction to passage of urine/retention; pain; itching; pain in abdomen/flanks; pain in urinary bladder or basti.	vātabastiḥ	वातबस्तिः
ITA-5.39.14	Bladder atony with lower abdominal distension	A disorder characterized by some or all the following signs and symptoms: abdominal enlargement due to full bladder; indigestion; obstruction to passage of urine/retention; faecal retention; abdominal distension below the umbilicus; severe pain below umbilicus; obstruction to urinary and faecal channels bladder outlet obstruction.	mūtrajaṭharaḥ	मूत्रजठरः
ITA-5.39.15	Urethral stricture	A disorder characterized by some or all the following signs and symptoms: urine obstruction at bulb of penis; later painless micturition; later painful micturition; split-stream urination; heaviness in penis; urine remains in bladder; urine remains in penile urethra; urine remains in bulb of penile urethra; urine with blood; straining to urinate; dribbling in small quantities on straining; scanty dropwise urination.	mūtrotsaṅgaḥ	मूत्रोत्सङ्गः
ITA-5.39.16	Oliguria, anuria	A disorder characterized by some or all the following signs and symptoms: dysuria; discoloration of urine; thirst; dryness of mouth; pricking pain in urinary bladder; oliguria; haematuria.	mūtrakṣayaḥ	मूत्रक्षयः

Term ID	English term	Description	Sanskrit term in IAST*	Sanskrit term
ITA-5.39.17	Urinary incontinence	A disorder characterized by some or all the following signs and symptoms: urinary hesitancy; weak urine flow; difficulty in passing urine/anuria; occasional passage of urine; mild pain during micturition; scanty micturition; increased frequency of micturition; difficulty in passing urine.	mūtrātītaḥ	मूत्रातीतः
ITA-5.39.18	Bladder obstruction due to nodular swelling	A disorder characterized by some or all the following signs and symptoms: glandular swelling at the urinary bladder opening; difficulty in passing urine; pain resembling that of aśmarī; round-shaped glandular swelling; small swelling; fixed swelling; severe pain usually obstructing urine flow at bladder neck; sudden manifestation; clinical features of ashmari.	mūtragranthiḥ	मूत्रग्रन्थिः
ITA-5.39.19	Semenuria	A disorder characterized by some or all the following signs and symptoms: urine mixed with semen; discharge of semen while voiding urine; passage of urine that looks like it is mixed with ash at beginning or end of micturition; discharge of fluid resembling ash water.	mūtraśukraḥ	मूत्रशुक्रः
ITA-5.39.20	Dysuria due to heat exhaustion	A disorder characterized by diminution of urine quantity, difficulty in micturition; pain; burning sensation; reddish urine; burning sensation in the urinary bladder; burning sensation in the penile region; burning sensation in anus; yellowish discoloration of urine; haematuria; urine consisting of frank blood; passing urine with difficulty; passing urine repeatedly/ frequent micturition.	uṣṇavātaḥ, uṣṇamārutaḥ	उष्णवातः, उष्णमारुतः
ITA-5.39.21	Scanty urination with viscid, dense urine	A disorder characterized by some or all the following signs and symptoms: passage of urine with blood; passage of viscid urine; burning sensation while urinating; passage of whitish urine; passage of dense urine; difficult and burning micturition; yellow-coloured urine; conch shell-coloured urine.	mūtraukasādaḥ	मूत्रौकसादः
ITA-5.39.22	Passage of urine mixed with faecal matter	A disorder characterized by passage of urine smelling of faeces; difficult micturition.	viḍ-vighātaḥ	विड्-विघातः

Term ID	English term	Description	Sanskrit term in IAST*	Sanskrit term
ITA-5.39.23	Massive bladder distension	A disorder characterized by some or all the following signs and symptoms: colicky pain in abdomen; pulsating sensation; burning sensation; dropwise passage of urine; feeling of rigidity; cramp-like pains; pain; passage of urine after pressing below umbilicus.	bastikuṇḍalaḥ	बस्तिकुण्डलः
5.40	**Urinary calculi**			
ITA-5.40.1	Urinary calculus	A disorder characterized by some or all the following signs and symptoms: obstructed passage of urine; pain in urinary bladder region or basti; pain in perineal raphe; penile pain; scattering of urinary stream/split-stream urination; rubbing of penis due to pain; frequent passing of stools; frequent urination; passage of urine mixed with blood; pain in umbilical region; severe pain; urine resembling gomedaka stone/pale yellow; excessively turbid urine; gravel in urine; headache; comfortable passage of clear urine when stone is evacuated.	aśmarī	अश्मरी
ITA-5.40.2	Prodromal symptoms of urinary calculus	A disorder characterized by some or all the following signs and symptoms: fever; loss of taste; dysuria; pain in urinary bladder; headache; pain in scrotum; pain in penis; weakness in body associated with discomfort; urine smelling of goat; increased urinary density; turbid urine; bloating of urinary bladder or basti; severe pain around urinary bladder.	aśmarī-pūrvarūpam	अश्मरी-पूर्वरूपम्

Term ID	English term	Description	Sanskrit term in IAST*	Sanskrit term
ITA-5.40.3	Urinary calculus due to vitiated vatadosha	A disorder characterized by some or all the following signs and symptoms: a stone resembling kadamba flower (*Anthocephalus cadamba*) with pocket-like shapes; obstruction to passage of urine; severe pain; gnashing/ grinding teeth; squeezing umbilical region; due to excess breaking pain, internal burning sensation person keeps touching genitalia and anal region; difficulty in passing flatus; difficulty in passing urine; difficulty in passing faeces; excessive passage of flatus; excessive passage of urine; excessive passage of faeces; blackish stone; rough stone; irregular-shaped stone; rough calculus; stone covered with thorn; sudden onset of pain; shivering/tremors; constant groaning in agony; faeces expelled along with flatus; dropwise passage of urine.	vātaja-aśmarī	वातज-अश्मरी
ITA-5.40.4	Urinary calculus due to vitiated pitta	A disorder characterized by some or all the following signs and symptoms: obstruction to passage of urine; burning sensation in urinary bladder as if near a fire; sucking type of pain in urinary bladder or basti; burning sensation in the urinary bladder; bladder feels as if burnt by alkali; clinical features of the disease uṣṇavāta; blood associated with stone; yellowish stone; black-coloured stone; stone shaped like bhallātakāsthi (seed of *Semecarpus anacardium*); honey-coloured stone; burning sensation in the bladder as if being cooked; red-coloured calculus.	pittaja-aśmarī	पित्तज-अश्मरी
ITA-5.40.5	Urinary calculus due to vitiated kapha	A disorder characterized by some or all the following signs and symptoms: obstruction to passage of urine; disintegrating/cracking sensation in bladder; penetrating/ perforating sensation in bladder; pinprick-like sensation in vesical region; heaviness of bladder; coldness of bladder; white-coloured stone; stone unctuous to touch; large stone; stone resembling chicken egg; stone colour resembling madhūkapuṣpa; honey-coloured stone; glossy stone.	kaphaja-aśmarī	कफज-अश्मरी

Term ID	English term	Description	Sanskrit term in IAST*	Sanskrit term
ITA-5.40.6	Urinary calculus due to crystallization of semen	A disorder characterized by some or all the following signs and symptoms: dysuria; pain in urinary bladder or basti; swelling of scrotum; disappearing with passage of semen.	śukrāśmarī	शुक्राश्मरी
5.41	**Polyuria disorders**			
ITA-5.41.1	Polyuria disorders	Group of disorders characterized by increased urinary quantity and frequency with or without turbidity.	pramehaḥ	प्रमेहः
ITA-5.41.2	Polyuria disorder due to vitiated kapha		kaphajapramehaḥ	कफजप्रमेहः
ITA-5.41.3	Polyuria disorder with urine resembling water (hydruria)	A disorder characterized by some or all the following signs and symptoms: transparent clear urination; profuse urination; whitish/colourless urination; cold urination; painless micturition; occasionally turbid or sticky urine.	udakamehaḥ	उदकमेहः
ITA-5.41.4	Polyuria disorder with urine resembling sugar-cane juice (glycosuria)	A disorder characterized by some or all the following signs and symptoms: excessive sweet urination; elimination of cold urine; elimination of slightly sticky urine; turbid urination; elimination of urine resembling sugarcane juice.	ikṣuvālikāmehaḥ	इक्षुवालिकामेहः
ITA-5.41.5	Polyuria disorder with high density urine (chyluria)	A disorder characterized by urine which when kept overnight undergoes sedimentation; turbid urination; thick coarse urine.	sāndramehaḥ	सान्द्रमेहः
ITA-5.41.6	Polyuria disorder with dense and clear urine (belluria)	A disorder characterized by urine separating on sedimentation into a transparent and a turbid moiety.	sāndraprasādamehaḥ	सान्द्रप्रसादमेहः
ITA-5.41.7	Polyuria disorder with excessive whitish urine	A disorder characterized by elimination of floury whitish urine; increased urinary frequency.	śuklamehaḥ	शुक्लमेहः
ITA-5.41.8	Polyuria disorder with semen-mixed urine	A disorder characterized by urine resembling semen; semen-mixed urination; frequent micturition.	śukramehaḥ	शुक्रमेहः

Term ID	English term	Description	Sanskrit term in IAST*	Sanskrit term
ITA-5.41.9	Polyuria disorder with excessive or cold urine (phosphaturia)	A disorder characterized by some or all the following signs and symptoms: excessively cold urination; excessively sweet urination; profuse urination.	śītamehaḥ	शीतमेहः
ITA-5.41.10	Polyuria disorder with very slow voiding rate	A disorder characterized by some or all the following signs and symptoms: urination with reduced flow; difficulty in micturition/dysuria; slow elimination of urine; elimination of mucus-mixed urine; elimination of slimy urine.	śanairmehaḥ	शनैर्मेहः
ITA-5.41.11	Polyuria disorder with gravel urine	A disorder characterized by minute gravel in urine; painful micturition; passage of saliva-like urine containing shreds.	sikatāmehaḥ	सिकतामेहः
ITA-5.41.12	Polyuria disorder with urine similar in consistency to saliva	A disorder characterized by passage of saliva-like urine containing shreds; slimy urine.	lālāmehaḥ	लालामेहः
ITA-5.41.13	Polyuria disorder with urine resembling arrack or spirituous liquor	A disorder characterized by urine resembling arrack, an alcoholic beverage that is distilled from fermented mash of malted rice with toddy or molasses. In this event the upper portion of the urine appears transparent and lower portion turbid.	surāmehaḥ	सुरामेहः
ITA-5.41.14	Polyuria disorder with urine resembling salt solution	A disorder characterized by salty urine.	lavaṇamehaḥ	लवणमेहः
ITA-5.41.15	Polyuria disorder with urine resembling flour mixed with water	A disorder characterized by floury white urination; bristling during micturition; profuse urination; whitish urination.	piṣṭamehaḥ	पिष्टमेहः
ITA-5.41.16	Polyuria disorder with urine associated with froth	A disorder characterized by micturating in small quantities rapidly; transparent clear urination; frothy micturition.	phenamehaḥ	फेनमेहः
ITA-5.41.17	Polyuria disorder due to vitiated pitta		pittajapramehaḥ	पित्तजप्रमेहः

Term ID	English term	Description	Sanskrit term in IAST*	Sanskrit term
ITA-5.41.18	Polyuria disorder with urine resembling alkaline water	A disorder characterized by some or all the following signs and symptoms: urine resembling alkaline liquid by odour, colour, taste and touch.	kṣāramehaḥ	क्षारमेहः
ITA-5.41.19	Polyuria disorder with urine resembling black ink	A disorder characterized by the passage of urine resembling black ink; profuse urination; elimination of urine which is hot in nature.	kālamehaḥ/ kṛṣṇamehaḥ	कालमेहः/कृष्णमेहः
ITA-5.41.20	Polyuria disorder with bluish urine	A disorder characterized by passage of bluish urine; frothy micturition; transparent; sour taste.	nīlamehaḥ	नीलमेहः
ITA-5.41.21	Polyuria disorder with urine mixed with blood	A disorder characterized by urine smelling like raw flesh; urine tasting like saline; reddish urine; elimination of urine which is hot in nature; passage of blood with urine.	lohitamehaḥ/ raktamehaḥ	लोहितमेहः/रक्तमेहः
ITA-5.41.22	Polyuria disorder with urine resembling *Rubia cordifolia* decoction	A disorder characterized by passage of urine resembling *Rubia cordifolia* decoction; profuse urination; urine smelling like raw flesh.	mañjiṣṭhāmehaḥ	मञ्जिष्ठामेहः
ITA-5.41.23	Polyuria disorder with urine resembling turmeric water	A disorder characterized by passage of acrid urine; passage of turmeric-coloured urine; burning micturition.	haridramehaḥ	हरिद्रमेहः
ITA-5.41.24	Polyuria disorder with urine smelling and tasting like acidic substance	A disorder characterized by sour-smelling urine; sour-tasting urine.	amlamehaḥ	अम्लमेहः
ITA-5.41.25	Polyuria disorder due to vitiated vata		vātajapramehaḥ	वातजप्रमेहः
ITA-5.41.26	Polyuria disorder with urine resembling muscle fat	A disorder characterized by recurrent passage of urine; passage of urine having a fatty appearance; passage of fat-mixed urine.	vasāmehaḥ	वसामेहः

Term ID	English term	Description	Sanskrit term in IAST*	Sanskrit term
ITA-5.41.27	Polyuria disorder with urine resembling bone marrow	A disorder characterized by passage of urine mixed with bone marrow; passage of urine resembling bone marrow; recurrent passage of urine.	majjāmehaḥ	मज्जामेहः
ITA-5.41.28	Polyuria disorder with uncontrolled passage of urine; urinary incontinence	A disorder characterized by some or all the following signs and symptoms: urinary incontinence; described as passing urine like an unrestrained elephant in rut; urine flow is weak and obstructed but continuous in nature; occurring without any voluntary effort from the patient; consistency of urine slimy as if mixed with lymph.	hastimehaḥ	हस्तिमेहः
ITA-5.41.29	Polyuria disorder with urine resembling honey	A disorder characterized by some or all the following signs and symptoms: passage of astringent urine; passage of sweet urine; passage of nonunctuous urine; pale urine; urine resembling honey; honey-coloured urine.	madhumehaḥ/ kṣaudramehaḥ	मधुमेहः/क्षौद्रमेहः
5.41.1	**Carbuncles associated with polyuria disorders**			
ITA-5.41.1.1	Carbuncles		pramehapiḍakā	प्रमेहपिडका
ITA-5.41.1.2	Carbuncle resembling earthenware vessel with flat cover	A disorder characterized by some or all the following signs and symptoms: a boil with raised margins; bluish-black lesions; accompanied by wetness/dampness; pain; resembling an earthen saucer; a boil with a depressed centre.	śarāvikā-pramehapiḍakā	शराविका-प्रमेहपिडका
ITA-5.41.1.3	Carbuncle resembling tortoise shell		kacchapikā-pramehapiḍakā	कच्छपिका-प्रमेहपिडका
ITA-5.41.1.4	Carbuncle resembling spider web	A disorder characterized by some or all the following signs and symptoms: a boil accompanied by a severe burning sensation; a boil surrounded by a fleshy mass network; numbness; covered with venous plexus; unctuous discharge; broad-cavity nodule; with severe pain; needling type of pain in nodule; minute opening; covered with a venous plexus .	jālinī-pramehapiḍakā	जालिनी-प्रमेहपिडका

Term ID	English term	Description	Sanskrit term in IAST*	Sanskrit term
ITA-5.41.1.5	Carbuncle characterized by large size and blue-coloured lesion	A disorder characterized by some or all the following signs and symptoms: a blue-coloured boil; deep-rooted on back; deep-rooted on abdomen; painful eruption; moistening/ soddening eruption; large vesicular swelling.	vinatā-pramehapiḍakā	विनता-प्रमेहपिडका
ITA-5.41.1.6	Carbuncle characterized by reddish white blisters	A disorder characterized by some or all the following signs and symptoms: a raised boil with burning skin; excessive thirst; confusion/delirium; fever; uninterrupted spread/spreads more at night; pain resembles being burnt with fire; severely painful; spreading in nature; reddish eruptions; blackish; with blisters; burning sensation; hard boil or piḍaka; white-colour on eruption.	alajī-pramehapiḍakā	अलजी-प्रमेहपिडका
ITA-5.41.1.7	Carbuncle characterized by lesions resembling white mustard seeds	A disorder characterized by some or all the following signs and symptoms: a not very big boil suppurating quickly; very painful; resembling a heap of white mustard seed-sized eruptions.	sarṣapikā-pramehapiḍakā	सर्षपिका-प्रमेहपिडका
ITA-5.41.1.8	Carbuncle with symptoms including abscess		vidradhikā/ vidradhi-pramehapiḍakā	विद्रधिका/ विद्रधि-प्रमेहपिडका
ITA-5.41.1.9	Carbuncle surrounded by multiple small boils	A disorder characterized by a large-sized boil which is studded with multiple small boils; large vesicular swelling; covered with numerous eruptions.	putriṇī-pramehapiḍakā	पुत्रिणी-प्रमेहपिडका
ITA-5.41.1.10	Carbuncle characterized by lesions resembling green gram	A disorder characterized by a boil similar in size to a lentil.	masūrikā-pramehapiḍakā	मसूरिका-प्रमेहपिडका
ITA-5.41.1.11	Carbuncle characterized by lesions resembling the tuber *Pueraria tuberosa*	A disorder characterized by a hard boil similar to the tuber *Pueraria tuberosa* or vidārīkanda.	vidārikā-pramehapiḍakā	विदारिका-प्रमेहपिडका

Term ID	English term	Description	Sanskrit term in IAST*	Sanskrit term
5.42	**Obesity**			
ITA-5.42.1	Obesity	A disorder defined by excessive body mass and characterized by some or all the following signs and symptoms: decreased life expectancy; decreased sexual potency; snoring due to obstructed respiration; voracious appetite; dyspnoea on exertion; thirst; bad odour; tendency of fat to accumulate in the abdomen and bones; confusion/delirium; bodily exhaustion or tiredness; sleepiness; sweating; vigour not in proportion to body bulk; pendulous breasts; pendulous buttocks; pendulous abdomen.	medorogaḥ	मेदोरोगः
5.43	**Abdominal enlargement**			
ITA-5.43.1	Generalized abdominal enlargement due to ascites or other localized reason	A disorder characterized by some or all the following signs and symptoms: bodily exhaustion or tiredness/inability to perform physical activities; abdominal distension; inability to walk; drowsiness/lassitude; burning sensation; diminution of agni; sluggish passage of faeces; weakness; retention of flatus; oedema; gurgling intestinal sounds/borborygmi; pedal oedema; oedema in hands; diminution of agni; shiny and glossy cheeks; dryness of palate; dryness of lips; inability to do physical work; loss of strength; inability to take/digest food; emaciated/thin/malnourished; swollen abdomen; person resembling a dead body.	udararogaḥ	उदररोगः

Term ID	English term	Description	Sanskrit term in IAST*	Sanskrit term
ITA-5.43.2	Abdominal enlargement due to vitiated vata	A disorder characterized by some or all the following signs and symptoms: abdominal oedema; oedema in hands; oedema in legs; cracking of abdominal skin; fluctuating abdominal oedema; pain in abdomen; pain in sides of chest/flanks; upward movement of vāta; generalized body aches; breaking type of pain in small joints; dry cough; emaciation; weakness; loss of taste; indigestion; heaviness in lower abdomen; suppression of flatus; obstruction to elimination of urine; retention of faeces/constipation; blackish nails; blackish eyes; blackish face; blackish urine; blackish skin; blackish faeces; slightly reddish nails; slightly reddish eyes; slightly reddish face; slightly reddish urine; slightly reddish skin; slightly reddish faeces; thin veins spread across the abdomen; blackish veins spread across the abdomen; abdomen on percussion sounds like a distended leather bag; upward movement of vayu with pain; downward movement of vayu with pain; random movement of vayu with pain; upward movement of vayu with sound; downward movement of vayu with sound; random movement of vayu with sound; scrotal oedema; low back pain; pricking type of pain in abdomen; breaking type of pain in abdomen; in side of chests/flanks;in back; in umbilical region; blackish veins spread on painful distended abdomen with abdominal sounds.	vātaja-udararogaḥ	वातज-उदररोगः

Term ID	English term	Description	Sanskrit term in IAST*	Sanskrit term
ITA-5.43.3	Abdominal enlargement due to vitiated pitta	A disorder characterized by some or all the following signs and symptoms: a burning sensation; fever; thirst; syncope or swooning; diarrhoea; giddiness or dizziness; pungent taste in mouth; greenish discoloration of nails; greenish eyes; greenish discoloration of face; greenish discoloration of urine; greenish discoloration of skin; greenish discoloration of faeces; yellowish discoloration of nails; yellowish discoloration of eyes; yellowish discoloration of face; yellowish discoloration of urine; yellowish discoloration of skin; yellowish discoloration of faeces; bluish veins over abdomen; yellowish veins over abdomen; turmeric-coloured veins over abdomen; greenish veins over abdomen; coppery-coloured veins over abdomen; burning sensation over abdomen; smoky sensation in abdomen; pain in abdomen; burning sensation in abdomen; resembling fomentation of abdomen; wetness of abdomen; soft to touch; quickly leading to ascites or jalodara; sucking type of pain; associated with thirst; associated with fever; associated with burning sensation; quickly increasing in size; pungent taste in mouth.	pittaja-udararogaḥ	पित्तज-उदररोगः
ITA-5.43.4	Abdominal enlargement due to vitiated kapha	A disorder characterized by some or all the following signs and symptoms: numbness; heaviness; loss of taste; indigestion; generalized body aches; oedema/swelling in hands; oedema/swelling in legs; scrotal oedema; swelling in thighs; nausea/provocation of dosha; sleep; breathlessness/difficulty in breathing; cough; white discoloration of nails; white discoloration of eyes; white discoloration of body; white discoloration of urine; white discoloration of faeces; whitish-coloured veins spread across the abdomen; abdominal area cold to touch; heaviness of abdomen; steady swelling; unctuous in nature; huge swelling; with body pain; increasing over a long time; generalized oedema; feeling of being wrapped in a wet cloth; smooth to touch; huge swelling; hard swelling.	kaphaja-udararogaḥ	कफज-उदररोगः

Term ID	English term	Description	Sanskrit term in IAST*	Sanskrit term
ITA-5.43.5	Abdominal enlargement due to vitiated tridosha	A disorder characterized by some or all the following signs and symptoms: nails of different colours; eyes of different colours; different colours appear on face; urine of different colours; skin of different colours; faeces of different colours; abdominal linings of different colours; veins over abdomen of different colours; aggravation of features on cold and windy days; aggravation of features on cloudy days; burning sensation; constant syncope/fainting; pallor/pale; emaciated/thin/malnourished; dryness due to thirst; severe form of disease; dreadful; quickly leading to ascites or jalodara.	sannipātaja-udararogaḥ	सन्निपातज-उदररोगः
ITA-5.43.6	Abdominal enlargement due to enlarged plīha (splenomegaly)	A disorder characterized by some or all the following signs and symptoms: progressive enlargement of the spleen, debility, lack of taste in mouth, indigestion, constipation, retention of urine, darkness in front of the eyes, excessive thirst, body ache, vomiting, transient loss of consciousness, tiredness in the body parts, cough, dyspnea, mild fever, flatulence, loss of appetite, emaciation, abnormal taste in the mouth, pain in joint of the digits, abdominal pain due to morbid vata, abnormal pinkish coloration of the abdomen, discoloration of the abdominal wall; abdominal wall showing bluish-greenish-yellowish linear stretch marks.	plīhodaraḥ	प्लीहोदरः
ITA-5.43.7	Abdominal enlargement due to obstructed bowels	A disorder characterized by some or all the following signs and symptoms: thirst; burning sensation; fever; dryness of mouth; dryness of palate; fatigue in thighs; cough; breathlessness/difficulty in breathing; weakness; loss of taste; indigestion; suppression of faeces; obstructed elimination of urine; abdominal distension; vomiting; sneezing; headache; precordial pain/cardiac pain; pain in umbilical region; anal pain; obstructed flatus; rigid abdomen; reddening of abdomen; bluish striae over abdomen; bluish veins over abdomen; no striae; cow-tail protrusion of umbilicus; impacted stools in rectum/anus; passage of scanty faeces with difficulty; increased abdominal swelling between heart and umbilicus in epigastric region; faecal odour of abdomen.	baddhagudodaraḥ	बद्धगुदोदरः

Term ID	English term	Description	Sanskrit term in IAST*	Sanskrit term
ITA-5.43.8	Acute abdominal swelling caused by intestinal perforation	An acute and life threatening illness characterized by increased abdominal distension below the umbilicus; passing of blackish stools; passing of bluish stools; passing of yellowish stools; passing of slimy stools; passing of stools smelling of dead body; passing of unformed stools with ama; hiccups; breathlessness/difficulty in breathing; cough; thirst; excessive urination; loss of taste; indigestion; weakness; watery discharge from anus; severe needling type of pain; indigestion; frequent scanty stool-coloured discharge from anus; giddiness or dizziness; tearing.	chidrodaraḥ/ kṣatodaraḥ	छिद्रोदरः/क्षतोदरः
5.44	**Oedema**			
ITA-5.44.1	Oedema	A disorder characterized by some or all the following signs and symptoms: a feeling of heaviness; unstable/inconsistent/ shifting in nature; swelling; warmth; prominence of vessels; horripilation; discoloration; swelling between tvak and māṃsa.	śvayathuḥ/ śothaḥ/ śophaḥ	श्वयथुः/शोथः/शोफः
ITA-5.44.2	Oedema due to vitiated vata	A disorder characterized by some or all the following signs and symptoms: migratory oedema/shifting in nature; shiny/ thin skin; rough/dry skin; slightly reddish swelling; blackish oedema; numbness; hyperaesthesia; pain; subsiding on its own; pitting on pressure and quickly refilling; increasing in daytime; soft oedema; shifting pain; various types of pain including pricking sensation or splitting pain; dry oedema; rough hairs; contractions; pulsatile; quick increase and decrease; relieved by snigdha treatment; relieved by hot treatment; relieved by massage; less swelling at night; irritation of skin (as if smeared with mustard paste).	vātajaśophaḥ	वातजशोफः

Term ID	English term	Description	Sanskrit term in IAST*	Sanskrit term
ITA-5.44.3	Oedema due to vitiated pitta	A disorder characterized by some or all the following signs and symptoms: soft oedema; with odour; blackish oedema; yellowish oedema; oedema with redness; giddiness or dizziness; fever; sweating; thirst; intoxication; hotness; tenderness/pain on touch; red eyes; severe inflammation; yellow-reddish oedema; rapidly spreading/rapidly remitting; symptoms such as burning sensation with sweating and restlessness; coppery hairs; occurring first in mid-part of body; severe burning sensation; heat/fever; moistening/ soddening; desire for cold; altered faeces/loose motions; tenderness/inability to tolerate touch.	pittajaśophaḥ	पित्तजशोफः
ITA-5.44.4	Oedema due to vitiated kapha	A disorder characterized by some or all the following signs and symptoms: massive oedema; firm oedema; whitish in colour; loss of taste; excessive salivation; sleep; vomiting; diminution of agni; prolonged onset and subsiding with difficulty; pitting on pressure and not quickly refilling; more prominent at night; itching; whitish hairs; hard oedema; cold in nature; oily appearance; soft oedema; thick/dense swelling; no bleeding on incision; oozing of serous fluid for a long time after incision; desire to touch at site; desire for heat; slowly spreading.	kaphajaśophaḥ	कफजशोफः
ITA-5.44.5	Oedema due to any two vitiated dosha		dvandvaja-śophaḥ	द्वन्द्वज-शोफः
ITA-5.44.6	Oedema due to vitiation of three dosha	A disorder characterized by various colours on the nails; stretch marks; varied colours on the abdomen and other body parts.	sannipātajaśophaḥ	सन्निपातजशोफः

Term ID	English term	Description	Sanskrit term in IAST*	Sanskrit term
ITA-5.44.7	Oedema due to trauma	A disorder characterized by some or all the following signs and symptoms: severe heat; reddish-coloured oedema/ haematoma; generally clinical features of pittaja type; soft oedema; with odour; blackish oedema; yellowish oedema; oedema with redness; rapidly spreading/rapidly remitting; symptoms such as burning sensation with sweating and restlessness; coppery hairs; occurring first in mid-part of body; severe burning sensation.	abhighātajaśophaḥ/ kṣatajaśophaḥ	अभिघातजशोफः/ क्षतजशोफः
ITA-5.44.8	Oedema due to poison	A disorder characterized by some or all the following signs and symptoms: oedema in the dependent parts; migratory oedema/shifting in nature; burning sensation; soft oedema; painful; oedema developing rapidly.	viṣajaśophaḥ	विषजशोफः
5.45	**Hydrocoele**			
ITA-5.45.1	Hydrocoele and related disorders	A disorder characterized by penile and scrotal swelling; roughness; dryness.	vṛddhiḥ	वृद्धिः
ITA-5.45.2	Hydrocoele due to vata predominance	A disorder characterized by blackish blisters; breaking type of pain; pricking pain; pulsating sensation.	vātaja-vṛddhiḥ	वातज-वृद्धिः
ITA-5.45.3	Hydrocoele due to pitta predominance	A disorder characterized by fever; swelling resembling ripe fig fruit or udumbara; severe burning sensation; rapid suppuration; pain of pitta type-ośa coṣa; excessive moistness/soddening.	pittaja-vṛddhiḥ	पित्तज-वृद्धिः
ITA-5.45.4	Hydrocoele due to kapha predominance	A disorder characterized by being associated with a burning sensation; swelling with itching; hard swelling; unctuous swelling; dull aching pain; cold swelling.	kaphaja-vṛddhiḥ	कफज-वृद्धिः
ITA-5.45.5	Hydrocoele due to predominance of vitiated blood	A disorder characterized by heavy swelling of scrotum accompanied by copious whitish dense discharge.	raktaja-vṛddhiḥ	रक्तज-वृद्धिः
ITA-5.45.6	Hydrocoele due to predominance of vitiated fat	A disorder characterized by clinical features of all types of dosha; cracking of penile skin; appearance of kṛmi; scrotal oedema; severe pain; undergoing rapid suppuration.	medoja-vṛddhiḥ	मेदोज-वृद्धिः

Term ID	English term	Description	Sanskrit term in IAST*	Sanskrit term
ITA-5.45.7	Hydrocoele due to predominance of vitiated urine	A disorder characterized by discharges of various colours; pain of different types; death; black blisters; severe bleeding; features of the pittaja variety.	mūtraja-vṛddhiḥ	मूत्रज-वृद्धिः
5.46	**Hernia**			
ITA-5.46.1	Hernia	A disorder characterized by some or all the following signs and symptoms: frequent entry of the intestines from the abdomen into scrotum and their exit (through inguinal canal); may be associated with fever; burning sensation; dryness/ wasting/emaciation.	antra-vṛddhiḥ, bradhna	अन्त्र-वृद्धिः, ब्रध्न
5.47	**Goitre**			
ITA-5.47.1	Goitre	A disorder characterized by some or all the following signs and symptoms: swelling of anterior side of the neck; single swelling; swelling demonstrating symptoms of vata and kapha; localized swelling; growing in size with time; swelling hangs like a scrotum in the neck; big or small swelling in the neck; excessive pain.	galagaṇḍaḥ	गलगण्डः
ITA-5.47.2	Goitre due to vitiated vāta	A disorder characterized by some or all the following signs and symptoms: pricking pain (todaḥ); full of blackish veins; covered with black striae; blackish swelling; slightly reddish swelling; bluish black swelling; after a while becoming unctuous; painless; hard swelling; taking a long time to increase; nonsuppurative; occasionally suppurating; sometimes suppurating; unpleasant taste in mouth; dryness of palate; dryness of throat.	vātaja-galagaṇḍaḥ	वातजगलगण्डः
ITA-5.47.3	Goitre due to vitiated kapha	A disorder characterized by some or all the following signs and symptoms: fixed swelling; swelling of normally coloured skin; heavy swelling in throat; associated with severe itching; cold swelling; very big swelling; suppurating after a long time; mild pain; sweetness in mouth; palate feeling as if coated; throat feeling as if coated.	kaphaja-galagaṇḍaḥ	कफजगलगण्डः

Term ID	English term	Description	Sanskrit term in IAST*	Sanskrit term
ITA-5.47.4	Goitre due to predominance of fat		medoja-galaganḍaḥ	मेदोज-गलगण्डः
5.48	**Scrofula**			
ITA-5.48.1	Scrofula (cervical tuberculous lymphadenitis)	A disorder characterized by some or all the following signs and symptoms: flesh-coloured nodular swellings on the neck which are hard; unctuous; brinjal-shaped; deep; some undergoing ripening and causing mild pain; some exuding fluid and causing severe itching; some disappearing; some reappearing; chronic in nature; glands resembling *Zizyphus jujuba* fruit (aproximately 2.5 to 6 cm), *Piper chaba* fruit (up to 7 cm) and *Embelica officinalis* fruit (2 to 2.5 cm). The closest diagnosis is tuberculous lymphadenitis.	gaṇḍamālā	गण्डमाला
ITA-5.48.2	Cervical and axillary lymphadenitis	A disorder characterized by some or all the following signs and symptoms: stable/immobile swelling; round swelling; elongated prominent swelling; smooth glandular swelling; swelling with mild pain; *Amalaka*-sized swellings; swelling resembling fish egg; accumulation of same colour; numerous; itching; mild pain; reaching the suppuration stage; undergoing destruction over time; becoming chronic.	apacī	अपची
5.49	**Nodular swelling, cyst**			
ITA-5.49.1	Nodular swelling, cyst	A disorder characterized by raised swelling; knotted swelling; rounded swelling.	granthiḥ	ग्रन्थिः
ITA-5.49.2	Nodular swelling, cyst due to vitiated vata	A disorder characterized by some or all the following signs and symptoms: a feeling of stretching; distress; pricking pain; a tearing type of pain associated with a cutting sensation; sensation of rending; blackish swelling; hard swelling; distended like the urinary bladder or basti; clear blood discharge on bursting; swelling abruptly increasing and decreasing; soft swelling.	vātajagranthiḥ	वातजग्रन्थिः

Term ID	English term	Description	Sanskrit term in IAST*	Sanskrit term
ITA-5.49.3	Nodular swelling, cyst due to vitiated pitta	A disorder characterized by some or all the following signs and symptoms: severe burning; fuming sensation; sucking type of pain; inflammation/suppuration; feeling of being burnt up; reddish swelling; yellow swelling; profuse; warm and bloody discharge; rapidly suppurating.	pittajagranthiḥ	पित्तजग्रन्थिः
ITA-5.49.4	Nodular swelling, cyst due to vitiated kapha	A disorder characterized by some or all the following signs and symptoms: cold swelling; goat-coloured swelling; swelling with mild pain; swelling with excessive itching; swelling of stony consistency; increasing over a long period of time; discharging thick white pus on bursting; painless micturition; body-coloured swelling.	kaphajagranthiḥ	कफजग्रन्थिः
ITA-5.49.5	Nodular swelling, cyst due to afflicted adipose tissue	A disorder characterized by some or all the following signs and symptoms: a swelling which increases or decreases as the body mass increases or decreases; unctuous swelling; large swelling; swelling with mild pain; associated with excessive itching sensation; on bursting discharge resembles an oil-cake or ghee; soft swelling; mobile swelling; on bursting thick coppery black-coloured meda discharge.	medojagranthiḥ	मेदोजग्रन्थिः
ITA-5.49.6	Nodular swelling, cyst of vascular origin	A disorder characterized by a raised round swelling; nonpulsatile nodule; painless micturition.	sirājagranthiḥ	सिराजग्रन्थिः
ITA-5.49.7	Nodular swelling, cyst due to vitiation of blood	A disorder characterized by numbness and features of pitta-predominant cyst: severe burning; fuming sensation; sucking type of pain; inflammation/suppuration; feeling of being burnt up; reddish swelling; yellow swelling; profuse; warm and bloody discharge; rapidly suppurating.	raktajagranthiḥ	रक्तजग्रन्थिः

Term ID	English term	Description	Sanskrit term in IAST*	Sanskrit term
5.50	**Tumour**			
ITA-5.50.1	Tumour	A disorder characterized by some or all the following signs and symptoms: deep-rooted elevation of muscle; slowly growing and nonsuppurating swelling; slightly painful swelling; broad and deep-rooted swelling; round swelling; fixed swelling.	arbudaḥ	अर्बुदः
ITA-5.50.2	Tumour due to vitiated blood	A disorder characterized by some or all the following signs and symptoms: profuse bleeding; nonsuppurative; rapid growth; raised; larger in size; pallor; fleshy projections forming bulky growth; with discharge.	raktajārbudaḥ	रक्तजार्बुदः
ITA-5.50.3	Tumour due to vitiated muscle	A disorder characterized by some or all the following signs and symptoms: unctuousness; large in size; hard in nature; covered with sirā/venous plexus; same colour as skin; nonsuppurating; stony hard; fixed swelling; painless.	māṃsajārbudaḥ	मांसजार्बुदः
ITA-5.50.4	Superimposed tumour	Development of a new tumour at the site of an existing one, or over the site of an old tumour which has been treated and resolved.	adhyarbudaḥ	अध्यर्बुदः
ITA-5.50.5	Proliferative tumour	Development of a new tumour in the body while another one persists or simultaneous development of more than one tumour lesion.	dvirarbudaḥ	द्विरर्बुदः
5.51	**Filariasis**			
ITA-5.51.1	Filariasis	A disorder characterized by some or all the following signs and symptoms: painful swelling associated with fever; swelling usually affects the limbs; preponderantly the lower limbs with an origin in the groin and spreading to legs.	ślīpadaḥ	श्लीपदः
ITA-5.51.2	Filariasis due to vitiated vāta	Filariasis characterized by swelling which is rough to touch; black-coloured swelling; rough oedema; excessive cracks; severe pain; onset of pain without cause; frequent attacks of fever; peeling of skin.	vātajaślīpadaḥ	वातजश्लीपदः

Term ID	English term	Description	Sanskrit term in IAST*	Sanskrit term
ITA-5.51.3	Filariasis due to vitiated pitta	Filariasis characterized by a yellowish-coloured swelling; soft swelling; fever; burning sensation.	pittajaślīpadaḥ	पित्तजश्लीपदः
ITA-5.51.4	Filariasis due to vitiated kapha	Filariasis characterized by a whitish-coloured swelling; glossy swelling; mild pain; heavy in nature; huge swelling; associated with thorn-like projections; heavy swelling in the inguinal region and foot; associated with muscular growths; pale swelling in the inguinal region and foot; heavy swelling; hard swelling in the inguinal region and foot.	kaphajaślīpadaḥ	कफजश्लीपदः
5.52	**Abscess**			
ITA-5.52.1	Abscess	A disorder characterized by some or all the following signs and symptoms: a deep-seated swelling which is broad-based; painful and round or else elongated, located in the bones and affecting skin; blood; muscles and fat; with the gradual production of excessively severe inflammatory swelling due to vitiated dosha. Generally, the condition advances to an open ulcer.	vidradhiḥ	विद्रधिः
ITA-5.52.2	Abscess due to vitiated vāta	A type of abscess characterized by black swelling; slightly red-coloured swelling; rough oedema; excessively severe pain; varied types of onset and suppuration; thin watery discharge; less unctuous discharge; slightly reddish-coloured discharge; blackish-coloured discharge; frothy discharge; penetrating type of pain; cutting type of pain; giddiness or dizziness; borborygmi with distension; sound from swelling; pulsating sensation; spreading nature of swelling; blackish discoloration of swelling; irregular appearance.	vātajavidradhiḥ;	वातजविद्रधिः
ITA-5.52.3	Abscess due to vitiated pitta	A type of abscess characterized by a swelling resembling ripe fig-fruit or udumbara; blackish colour of swelling; fever; producing a burning sensation; rapid onset and suppuration; yellowish discharge; discharge resembling sesame seeds or tila; discharge resembling black gram or māṣa; discharge resembling kulatthodakaḥ; thirst; confusion/delirium; intoxication; reddish swelling; coppery-coloured swelling.	pittajavidradhiḥ	पित्तजविद्रधिः

Term ID	English term	Description	Sanskrit term in IAST*	Sanskrit term
ITA-5.52.4	Abscess due to vitiated kapha	A type of abscess characterized by a swelling resembling an earthen saucer; pallor; cold; stiffness; mild pain; develops slowly and suppurates after a long time; whitish discharge; slimy discharge; profuse discharge; excessive/copious discharge; itching; yawning; nausea/provocation of dosha; loss of taste; heaviness.	kaphajavidradhiḥ	कफजविद्रधिः
ITA-5.52.5	Abscess due to vitiated tridosha	A type of abscess characterized by a swelling of variegated colours; various types of pain; associated with varied discharges; markedly raised; uneven and extensive; irregular nature; broad/extensive; suppurating irregularly; mixed features.	sannipātajavidradhiḥ	सन्निपातजविद्रधिः
ITA-5.52.6	Abscess due to vitiated blood	A type of abscess characterized by a swelling covered with black blisters; blackish discoloration; severe burning sensation; painful; fever; features of paittika abscess; swelling resembling ripe fig-fruit or udumbara; blackish colour of swelling; fever; producing a burning sensation; rapid onset and suppuration; yellowish discharge; discharge resembling sesame seeds or tila; discharge resembling black gram or māṣa; discharge resembling kulatthodakaḥ; thirst; confusion/ delirium; intoxication; reddish swelling; coppery-coloured swelling.	raktajavidradhiḥ	रक्तजविद्रधिः
5.53	**Pre-ulcerative inflammation**			
ITA-5.53.1	Pre-ulcerative inflammation	A condition characterized by widespread or nodular (localized) inflammation; regular or irregular; due to accumulation of vitiated dosha in the skin and muscles which may manifest in any part of the body. May develop independently leading to ulcer formation at a later stage or be preceded by vidradhi (abscess).	vraṇaśophaḥ	व्रणशोफः
ITA-5.53.2	Pre-ulcerative inflammation due to vitiated vāta	A condition characterized by a black-coloured swelling; slightly reddish-coloured swelling; roughly indurated swelling; soft oedema; nonfixed/movable swelling; pricking pain; breaking pain; cutting type of pain.	vātajavraṇaśophaḥ	वातजव्रणशोफः

Term ID	English term	Description	Sanskrit term in IAST*	Sanskrit term
ITA-5.53.3	Pre-ulcerative inflammation due to vitiated pitta	A condition characterized by a yellowish-coloured swelling; soft oedema; reddish swelling; rapid onset of suppuration; severe burning sensation; smoky/fuming sensation.	pittajavraṇaśophaḥ	पित्तजव्रणशोफः
ITA-5.53.4	Pre-ulcerative inflammation due to vitiated kapha	A condition characterized by a pale swelling; hard swelling; cold swelling; unctuous swelling; delayed onset of suppuration; itching; heaviness; numbness.	kaphajavraṇaśophaḥ	कफजव्रणशोफः
ITA-5.53.5	Pre-ulcerative inflammation due to vitiated tridosha	A condition characterized by a reddish swelling; soft oedema; roughly indurated swelling; nonfixed/movable swelling; soft oedema; hard swelling; unctuous swelling; cold swelling; suppuration without delay; suppuration taking a long time; pricking pain; breaking pain; cutting type of pain; burning sensation; severe burning sensation; smoky/fuming sensation; itching; heaviness; numbness.	sannipātajavraṇaśophaḥ	सन्निपातजव्रणशोफः
ITA-5.53.6	Pre-ulcerative inflammation due to vitiated rakta	A condition characterized by yellowish-coloured swelling; soft oedema; reddish swelling; rapid onset of suppuration; intensely black-coloured swelling; burning sensation; smoky/fuming sensation.	raktajavraṇaśophaḥ	रक्तजव्रणशोफः
ITA-5.53.7	Pre-ulcerative inflammation due to trauma	A condition characterized by suppuration without delay; yellowish-coloured swelling; black-coloured swelling; bloody red-coloured swelling; soft oedema; reddish swelling; burning sensation; severe burning sensation; intensely black-coloured swelling.	abhighātajavraṇaśophaḥ	अभिघातजव्रणशोफः
5.54	**Ulcers**			
ITA-5.54.1	Ulcer	An ulcer is an open sore on an external or internal surface of the body; caused by a break in the skin or mucous membrane which fails to heal; ranging from small; painful sores in the mouth to bedsores and serious lesions of the stomach or intestine.	vraṇaḥ	व्रणः
ITA-5.54.2	Ulcer due to endogenous factors	An ulcer developing due to endogenous factors, i.e. vitiation of dosha.	nijavraṇaḥ	निजव्रणः

Term ID	English term	Description	Sanskrit term in IAST*	Sanskrit term
ITA-5.54.3	Ulcer due to vitiated vāta	An ulcer characterized by blackish discoloration; slightly reddish discoloration; thin wound; slimy; cold to touch; reduced quantity of discharge; dry; margins tending to crack/ crackling noise in ulcer; pulsating sensation; stretching; pricking pain; piercing/breaking pain; devoid of muscular tissue; hard on palpation; severe pain; colour resembling bhasma; colour resembling a pigeon; resembling mastu; colour resembling water used to wash flesh; intense pain.	vātajavraṇaḥ	वातजव्रणः
ITA-5.54.4	Ulcer due to vitiated pitta	An ulcer characterized by its sudden appearance; yellowish discoloration; bluish discoloration; oozing resembling palasha flower washings; warm discharge; burning sensation; causing inflammation/suppuration; dreadful-looking; yellowish pustules; thirst; confusion/delirium; fever; soddened wound/ ulcer with burning sensation; cracking of wound margins; putrid-smelling wound; putrid-smelling discharge; greyish-coloured; brownish-coloured; exudation of urine-like discharge; excessive/copious discharge; discharge resembling ash mixed water; discharge resembling oil; pain as if burned by alkali.	pittajavraṇaḥ	पित्तजव्रणः
ITA-5.54.5	Ulcer due to vitiated kapha	An ulcer characterized by constant severe itching; thick wound margins; covered with rigid membranous vessels and ligamentous tissue; rigid (base); pale appearance; mild pain; whitish discharge; dense copious discharge; cold discharge; excessive slimy discharge; feeling of heaviness; thick/dense discharge; mild pain; feeling of being wrapped in a wet cloth; mild soddening only; taking a long time to suppurate.	śleṣmajavraṇaḥ	श्लेष्मजव्रणः

Term ID	English term	Description	Sanskrit term in IAST*	Sanskrit term
ITA-5.54.6	Ulcer due to vitiated rakta	An ulcer characterized by resembling a collection of corap sprouts; covered with black vesicles; covered with black eruptions; covered with black network-like structures; smells like horses' stable; associated with pain; fuming sensation; bloody discharge; sudden onset; yellowish discoloration; bluish discoloration; oozing resembling palasha flower washings; warm discharge; burning sensation; causing inflammation/suppuration; dreadful-looking; yellowish pustules; pricking pain; burning sensation; smoky/fuming sensation; yellowish or reddish in appearance with a similarly coloured discharge; discharge of pus tinged with blood.	raktajavraṇaḥ	रक्तजव्रणः
ITA-5.54.7	Septic nonhealing ulcer	An ulcer characterized by putrid discharge mixed with blood; pus discharge mixed with blood; excessively vitiated bloody discharge; deep-rooted ulcer; chronic ulcer; offensive putrid odour; every feature contrasting with a clean wound; minuscule wound opening; very broad wound opening; very hard on palpation; very soft; raised wound; deep-based wound; excessively cold wound; excessively hot wound; wound coloured other than black; red; yellow or white; gruesome-looking; wound raised like a fleshy protuberance; filled with putrid pus; filled with flesh; filled with sinew; filled with numerous blood vessels; disagreeable-looking; disagreeable smell; excessive pain; excessive burning sensation; excessive suppuration; excessive redness; excessive itching; excessive swelling; impure blood discharge; not healing for a long time; deviating from the normal direction.	duṣṭavraṇaḥ	दुष्टव्रणः
ITA-5.54.8	Clean ulcer	An ulcer resembling the tongue surface; excessively soft; glossy; and moist; mild or no pain; healing in the normal pattern; without any discharge; no tridosha signs or symptoms; bluish-coloured edges; nodular appearance of wound base; slightly raised mid-portion; slightly red-coloured; slightly pale-coloured; not having blackish discoulration; not overly raised; nondepressed base.	śuddhavraṇaḥ	शुद्धव्रणः

Term ID	English term	Description	Sanskrit term in IAST*	Sanskrit term
ITA-5.54.9	Healing ulcer	An ulcer characterized by pigeon-coloured margins; no internal discharge; fixed to underlying tissue; flaky surface.	ruhyamāṇavraṇaḥ	रुह्यमाणव्रणः
ITA-5.54.10	Properly healed ulcer	An ulcer characterized by healed edges; no indurated swelling; nonoedematous ulcer; painless ulcer; ulcer of same colour as skin; level with skin.	samyagrūḍhavraṇaḥ	सम्यग्रूढव्रणः
ITA-5.54.11	Traumatic wound	Various types of ulcers caused by external injury or trauma.	āgantujavraṇaḥ	आगन्तुजव्रणः
ITA-5.54.12	Acute ulceration due to injury	An injury to living tissue caused by a cut; blow or other impact; typically, one in which the skin is cut or broken Types: incised or surgical wound; stab injury or wound; puncture wound; lacerated wound; contused wound; abrasion.	sadyovraṇaḥ	सद्योव्रणः
ITA-5.54.13	Ulcer with foreign body.	A wound characterized by a pricking sensation; numbness; heaviness; excessive sensation of being struck; oedema; severe pain; patient always protecting the affected part.	saśalyavraṇaḥ	सशल्यव्रणः
5.55	**Fractures and dislocations**			
ITA-5.55.1	Fracture	A condition characterized by marked swelling; inability to bear movement or rotation and touch; crepitus on squeezing; looseness of parts; appearance of various types of pain; no relief of pain in any posture	bhagnaḥ	भग्नः
ITA-5.55.2	Fracture- dislocation	Fracture with dislocation is characterized by swelling around the joints; pain increasing at night; swelling on both sides; onset of various types of pain at night.	utpiṣṭa-sandhimuktam	उत्पिष्ट-सन्धिमुक्तम्
ITA-5.55.3	Subluxation or incomplete dislocation	A derangement or incomplete dislocation of joints characterized by mild swelling; persistent pain; derangement of the joints.	viśliṣṭa-sandhimuktam	विश्लिष्ट-सन्धिमुक्तम्
ITA-5.55.4	Dislocation with lateral displacement	A lateral dislocation of a joint characterized by lateral displacement of the joint; deformity; pain.	vivartita-sandhimuktam	विवर्तित-सन्धिमुक्तम्

Term ID	English term	Description	Sanskrit term in IAST*	Sanskrit term
ITA-5.55.5	Dislocation with oblique displacement	A dislocation of a joint characterized by one of the bones being obliquely displaced; severe pain.	tiryakakṣipta-sandhimuktam	तिर्यकक्षिप्त-सन्धिमुक्तम्
ITA-5.55.6	Dislocation with downward displacement	A dislocation characterized by loosening or dislocation of joints; severe joint pain.	avakṣipta-sandhimuktam/ adhaḥkṣipta-sandhimuktam	अवक्षिप्त-सन्धिमुक्तम्/ अधःक्षिप्त-सन्धिमुक्तम्
ITA-5.55.7	Cracked fracture	A fracture characterized by multiple fractures with comminuted bone pieces; associated with pain.	pāṭitabhagnaḥ	पाटितभग्नः
ITA-5.55.8	Fissured fracture	A fracture characterized by distension and a sensation of being filled with bristles; multiple cracks on bone.	sphuṭita-bhagnaḥ	स्फुटित-भग्नः
5.56	**Deep-seated ulcer with fistula formation**			
ITA-5.56.1	Deep ulcer with fisula formation	A wound characterized by an excessive flow of pus; appearance of pus via a tubular pathway in vrana; discharge appearing from a tube. When a suppurated abscess goes untreated, pus accumulates in the affected area and enters skin, with muscle and blood tissues forming a tract owing to vitiated tridosha or each dosha separately.	nāḍīvraṇaḥ	नाडीव्रणः
ITA-5.56.2	Deep ulcer with fistula formation due to vitiated vāta	A sinus ulcer characterized by small, indurated opening; pain; frothy discharge; greater discharge at night; discoloured discharge.	vātajanāḍīvraṇaḥ	वातजनाडीव्रणः
ITA-5.56.3	Deep ulcer with fistula formation due to vitiated pitta	A sinus ulcer characterized by thirst; burning sensation; pricking pain; exhaustion; fever; tearing sensation; excessive warm discharge; excessive yellow discharge; putrid pus discharge.	pittajanāḍīvraṇaḥ	पित्तजनाडीव्रणः
ITA-5.56.4	Deep ulcer with fistula formation due to vitiated kapha	A sinus ulcer characterized by an excessive/copious discharge; thick/dense discharge; whitish-coloured discharge; slimy discharge; discharge at night; associated with mild pain; hard in nature; associated with itching; stiffness; excessive soddening during the night.	kaphajanāḍīvraṇaḥ	कफजनाडीव्रणः

Term ID	English term	Description	Sanskrit term in IAST*	Sanskrit term
ITA-5.56.5	Deep ulcer with fistula formation due to vitiated dosha	A sinus ulcer characterized by a burning sensation; fever; breathlessness/difficulty in breathing; syncope or swooning; dryness of mouth; fatal; like the night of death.	sannipātajanāḍīvraṇaḥ	सन्निपातजनाडीव्रणः
ITA-5.56.6	Deep ulcer with fistula formation due to injury with foreign body	A sinus ulcer characterized by a frothy clear discharge as if churned; sanguineous discharge; warm discharge; constant pain; blood-mixed pus discharge; thin discharge; reduced quantity of discharge, e.g. pilonidal sinus.	śalyanimittajanāḍīvraṇaḥ	शल्यनिमित्तजनाडीव्रणः
5.56.1	**Anal fistula**			
ITA-5.56.1.1	Anal fistula	Fistula of the ano-rectal region. An anorectal abscess formed due to vitiated dosha or trauma, results in an abnormal tract or tunnel (fistula) which breaks through the perineum, anus and/or bladder regions, and discharges pus. This results in a chronic nonhealing fistula.	bhagandaraḥ	भगन्दरः
ITA-5.56.1.2	Prodromal symptoms of anal fistula	The early stage of bhagandaraḥ is characterized by pain at iliac region/iliac bones; itching; burning sensation; anal oedema; nodule leading to fistula-in-ano; burning sensation; pain.	bhagandarapūrvarūpam	भगन्दरपूर्वरूपम्
ITA-5.56.1.3	Anal fistula with multiple openings	A fistula in the anal tissues characterized by the appearance of slightly red-coloured eruptions; pricking pain; full of multiple minute pores resembling a sieve; suppurating if left untreated; wound always moist owing to close proximity to urinary bladder; heavy discharge through openings; clear discharge through openings; frothy discharge through openings; excessive discharge through openings; whipping pain; tearing pain; biting pain; pricking pain; splitting sensation in anus; flatus; urine; faeces and semen oozing from openings if left untreated; minute openings.	śataponakabhagandaraḥ/ vātajabhagandaraḥ	शतपोनकभगन्दरः/ वातजभगन्दरः

Term ID	English term	Description	Sanskrit term in IAST*	Sanskrit term
ITA-5.56.1.4	Anal fistula with orifice resembling a camel's neck, transsphincteric fistula	A fistula in the anal tissues characterized by a red-coloured nodule; small nodule; raised nodule; sucking type of pain; excessive burning in wound (resembling a fire); burning sensation similar to chemical cautery; foul smell; discharge which is not cold; flatus; urine; faeces and semen oozing from openings if left untreated; red eruptions in the anal region; rapidly suppurating; warm and foul-smelling discharge.	uṣṭragrīvabhagandaraḥ/ pittajabhagandaraḥ	उष्ट्रग्रीवभगन्दरः/ पित्तजभगन्दरः
ITA-5.56.1.5	Intrasphincteric fistula	A fistula in the anal sphincter tissues characterized by a white-coloured nodule; immovable nodule (with large/fixed base); nodule with itching; suppurating if left untreated; indurated; redness/congestion/inflammation; associated with itching sensation; slimy discharge; continuous discharge; flatus; urine; faeces and semen oozing from openings if left untreated; thick/dense discharge; mild pain.	parisrāvībhagandaraḥ/ śleṣmajabhagandaraḥ	परिस्रावीभगन्दरः/ श्लेष्मजभगन्दरः
ITA-5.56.1.6	Anal fistula with orifice resembling a snail's shell (horseshoe-shaped fistula)	A fistula characterized by a hallux-sized nodule; pricking pain; burning sensation; itching; suppurating if left untreated; discharge with various/invariable colours; resembling a snail's ridges; tracts damaging soft tissues; boil resembling a cow's teat; different types of pain; different colours; excessive/ copious discharge.	śambūkāvartabhagandaraḥ/ sannipātajabhagandaraḥ	शम्बूकावर्तभगन्दरः/ सन्निपातजभगन्दरः
ITA-5.56.1.7	Anal fistula formed due to foreign body	A fistula characterized by putrefaction of muscle associated with pus and blood; resembling worms generated in moist soil; microorganisms damaging soft tissue of anal region; gases; urine; faeces and semen emanating from the tracts created by microorganisms.	unmārgagāmībhagandaraḥ/ śalyajanyabhagandaraḥ/ kṣatajabhagandaraḥ	उन्मार्गगामीभगन्दरः/ शल्यजन्यभगन्दरः/ क्षतजभगन्दरः
5.57	**Sexually transmitted penile inflammation**			
ITA-5.57.1	Sexually transmitted penile inflammation	A disorder characterized by painful or burning micturition, discharge of pus in urine, also associated with urethral swelling e.g. gonorrhoea.	upadaṃśaḥ	उपदंशः

Term ID	English term	Description	Sanskrit term in IAST*	Sanskrit term
ITA-5.57.2	Sexually transmitted penile inflammation due to vitiated vata	A disease characterized by roughness/dryness; skin cracking; stiffness of shaft; rough oedema; various types of vātika pain; penile oedema; various types of pain; blackish blisters; breaking type of pain; pricking pain; pulsating sensation.	vātaja-upadaṃśaḥ	वातज-उपदंशः
ITA-5.57.3	Sexually transmitted penile inflammation due to vitiated pitta	A disease characterized by fever; swelling resembling ripe figs or udumbara; severe burning sensation; rapidly suppurating; pain of pitta type-ośa coṣa; excessive moistness/ soddening; associated with burning sensation.	pittaja-upadaṃśaḥ	पित्तज-उपदंशः
ITA-5.57.4	Sexually transmitted penile inflammation due to vitiated kapha	A disease characterized by a swelling with itching; hard swelling; unctuous swelling; dull aching pain; cold swelling; heavy swelling; copious white dense discharge.	kaphaja-upadaṃśaḥ	कफज-उपदंशः
ITA-5.57.5	Sexually transmitted penile inflammation due to vitiated tridosha	A disease characterized by clinical features of all types of dosha; cracking of penile skin; appearance of kṛmi; scrotal oedema; severe pain; rapidly suppurating; discharge of various colours; pain of different types; death.	sannipātaja-upadaṃśaḥ	सन्निपातज-उपदंशः
ITA-5.57.6	Sexually transmitted penile inflammation due to vitiated blood	A disease characterized by black blisters; severe bleeding; features of the pittaja variety; fever; burning sensation; dryness/wasting/emaciation; fleshy appearance.	raktaja-upadaṃśaḥ	रक्तज-उपदंशः
5.58	**Complications of forced increase of penile size**			
ITA-5.58.1	Complications of due to forced increase of penile size	A group of disorders developing due to a forced increase in the size of the penis using external measures.	śūkarogaḥ	शूकरोगः
ITA-5.58.2	Multiple large boils on the penis	A disease of the penis characterized by the appearance of large boils; multiple boils; pitted in centre of boil; painful; causing hyperaesthesia/horripilation.	avamanthaḥ	अवमन्थः
ITA-5.58.3	Reddish-white blisters on the penis	A disease of the penis characterized by red eruptions; white-coloured eruption; blister; hard boil.	alajīśūkarogaḥ	अलजीशूकरोगः

Term ID	English term	Description	Sanskrit term in IAST*	Sanskrit term
ITA-5.58.4	Hard boils with uneven margins on the penis	A disease of the penis characterized by margins which are irregular/uneven; hard in nature; cracked/broken.	aṣṭhīlikā	अष्ठीलिका
ITA-5.58.5	Red boil resembling green gram or black gram in size on the penis	A disease of the penis characterized by a lesion resembling māṣa; lesion resembling mudga; reddish-coloured eruptions.	uttamā	उत्तमा
ITA-5.58.6	Black boil resembling black plum in size on the penis	A disease of the penis characterized by a lesion resembling a jambu seed; rapidly spreading.	kumbhikā	कुम्भिका
ITA-5.58.7	Knot-like formations on the penis	A disease of the penis characterized by knotty piḍaka; filled with barley awn.	grathitaḥ	ग्रथितः
ITA-5.58.8	Black boil resembling a sesame seed in size on the penis	A disease of the penis characterized by a black-coloured lesion localized on the skin surface; sesame-sized lesion; painless lesion; macular lesion/not raised from skin surface.	tilakālakaḥ	तिलकालकः
ITA-5.58.9	Boil producing fever and burning sensation of the penis	A disease of the penis characterized by fever; burning sensation.	tvakpākaḥ	त्वक्पाकः
ITA-5.58.10	Vesicle consisting of many smaller vesicles and resembling a lotus petal on the penis	A disease of the penis characterized by a boil resembling the bud of a lotus flower (padmapuṣkarasaṃsthānā piḍakā/ padmakarṇikasaṃsthānā piḍakā); studded with boils.	puṣkarikā	पुष्करिका
ITA-5.58.11	Penile necrosis	A disease of the penis; characterized by softening and sloughing of the glans penis along with with pain.	māṃsapākaḥ	मांसपाकः
ITA-5.58.12	Tumour originating from penile muscle tissue	A disease of the penis; characterized by painless swelling; unctuous swelling; swelling of the same colour; nonsuppurating; stony; fixed and hard swelling.	māṃsārbudaḥ	मांसार्बुदः

Term ID	English term	Description	Sanskrit term in IAST*	Sanskrit term
ITA-5.58.13	Penile abscess		vidradhiśūkarogaḥ	विद्रधिशूकरोगः
ITA-5.58.14	Boils with multiple tiny openings around the penis	A disorder characterized by the external opening becoming occluded due to heaped boils.	śataponakaḥ	शतपोनकः
ITA-5.58.15	Boils with black-reddish blisters on the penis	A disorder characterized by blackish blisters; boil associated with blood; severe pain at the lesion site.	śoṇitārbudaḥ	शोणितार्बुदः
ITA-5.58.16	Boils resembling white mustard seeds on the penis	A disorder characterized by some or all the following signs and symptoms: boils resembling white mustard seeds; eruptions resembling white mustard seeds in shape and size; thick and firm lesion; mustard seed-sized boil.	sarṣapikā	सर्षपिका
ITA-5.58.17	Vesicles due to excessive friction on the skin of the penis	A disorder characterized by papules/eruptions on the penis.	saṃmūḍhapiḍakā	संमूढपिडका
ITA-5.58.18	Loss of sensation due to vitiated blood in the penis	A disorder characterized by numbness.	sparśahāniḥ	स्पर्शहानिः
ITA-5.58.19	Inflammatory penile disorder due to excessive rubbing and pressing	A disorder characterized by the presence of a swollen boil.	mṛditaḥ	मृदितः

Term ID	English term	Description	Sanskrit term in IAST*	Sanskrit term
5.59	**Multiple dermatological manifestations**			
ITA-5.59.1	Multiple dermatological diseases		kuṣṭhaḥ	कुष्ठः
ITA-5.59.2	Skin disease with lesions resembling black claypot fragments, reddish patches	A skin disease characterized by dryness; reddish colour of skin; rough/dry skin; unevenly spread; rough margins; thin; raised outer margins; severe loss of touch sensation; covered with raised hairs; excessive pricking pain; mild itching; mild burning sensation; reduced pus discharge; reduced watery discharge; rapidly spreading; rapid onset; sudden onset of complications; blackish discoloration; slightly reddish discoloration; discoloration similar to that of earthen vessels; sudden spreading nature.	kapālaḥ/ aruṇakuṣṭhaḥ/ vātikakuṣṭhaḥ	कपालः/अरुणकुष्ठः/ वातिककुष्ठः
ITA-5.59.3	Skin disease with lesions resembling fig fruit	A skin disease characterized by coppery-coloured lesions; copper-coloured nails; covered with copper-coloured hairs; copious discharges; excessive pus discharge; excessive bloody discharge; excessive watery discharge; thick pus discharge; thick bloody discharge; thick watery discharge; itching; moistening/soddening; wheal-like skin eruptions; burning sensation; inflammation/suppuration; rapidly spreading; rapid onset; sudden onset of complications; associated with heat; associated with infection/infestations; resembling ripe udumbaraḥ fruit; with whitish veins; painful; sudden opening/bursting of lesion/wound; redness/ congestion; tawny brownish-coloured hairs.	udumbarakuṣṭhaḥ/ paittikakuṣṭhaḥ	उदुम्बरकुष्ठः/पैत्तिककुष्ठः
ITA-5.59.4	Skin disease with discoid lesions	A skin disease characterized by smooth/unctuous/oily lesions; heaviness; raised lesions with glossy margins; hard margins; yellowish margins; whitish appearance; reddish appearance; covered with whitish hairs; excessive/copious discharge; profuse discharge; slimy discharge; excessive moistness/ soddening; excessive itching; excessive worms; slowly spreading; slow onset; slow onset of complications.	maṇḍalakuṣṭhaḥ/ kaphajakuṣṭhaḥ	मण्डलकुष्ठः/कफजकुष्ठः

Term ID	English term	Description	Sanskrit term in IAST*	Sanskrit term
ITA-5.59.5	Skin disease with lesions resembling the tongue of an antelope	A skin disease characterized by lesions resembling an antelope tongue; rough/dry; slightly reddish-coloured; blackish inside-out; bluish tinge; yellowish tinge; coppery tinge; rapidly spreading; rapid onset; minimal itching; minimal discharge from lesion; minimal infections/infestations; excessive burning sensation; severe splitting type of pain; excessive pricking pain; pain as if pierced with bristles; raised mid-part of lesion; thin margins; covered with rough eruptions; large circular patch; rough.	ṛṣyajihvakaḥ	ऋष्यजिह्वकः
ITA-5.59.6	Skin disease with lesions resembling a white lotus	A skin disease characterized by lesions resembling lotus petals; resembling palāśa flower; whitish appearance; reddish appearance; reddish margins; full of red streaks; associated with reddish veins; raised; excessive pus discharge; excessive bloody discharge; excessive watery discharge; thick pus discharge; thick bloody discharge; thick watery discharge; itching; worms; burning sensation; inflammation/ suppuration; rapidly spreading; rapid onset; sudden onset of complications.	puṇḍarīkaḥ	पुण्डरीकः
ITA-5.59.7	Skin disease with lesions resembling bottle gourd flower	A skin disease characterized by lesions resembling bottle gourd flowers; rough/dry; reddish in colour; broken/shattered; thin outside; unctuous inside; whitish and reddish tinge; numerous; mild pain; minimal itching; minimal burning sensation; minimal pus discharge; reduced watery discharge; light onset; fewer complications; fewer worms; dust on itching; resembling daugdhika flowers; usually affecting upper part of body.	sidhmaḥ	सिध्मः
ITA-5.59.8	Skin disease with lesions resembling *Abrus precatorius* seed	A skin disease characterized by lesions coloured like a kakanantika; exhibiting symptoms of all the kuṣṭha; dark-red in colour; dark-black in colour; severe burning sensation; severe pain.	kākaṇakaḥ	काकणकः
ITA-5.59.9	Skin disease with lesions resembling fish scales	A skin disease characterized by anhidrosis/lack of sweating; broad-based; resembling the scales of a fish.	ekakuṣṭhaḥ	एककुष्ठः

Term ID	English term	Description	Sanskrit term in IAST*	Sanskrit term
ITA-5.59.10	Skin disease with lesions resembling elephant's skin	A skin disease characterized by large lesions resembling an elephant's skin; rough to touch.	carmakuṣṭhaḥ	चर्मकुष्ठः
ITA-5.59.11	Skin disease with rough-surfaced, scar-like lesions	A skin disease characterized by bluish black-coloured lesions; rough to touch; rough/dry; itching sensation; blackish discoloration.	kiṭibhaḥ	किटिभः
ITA-5.59.12	Cracks in palms and soles	A skin disease characterized by cracks in the skin of hands and feet; severe pain; less itching; redness/congestion; associated with eruptions.	vipādikā	विपादिका
ITA-5.59.13	Skin disease with nodular skin lesions	A skin disease characterized by lesions associated with itching sensation; reddish nodules.	alasakakuṣṭhaḥ/ alasakuṣṭhaḥ	अलसककुष्ठः/अलसकुष्ठः
ITA-5.59.14	Skin disease with small, raised skin lesions	A chronic skin disease characterized by lesions associated with an itching sensation; reddish nodules; papules/eruptions; raised ring-shaped plaque; spreading out; resembling Indian doab grass; resembling flax flowers.	dadru-kuṣṭhaḥ	दद्रु-कुष्ठः
ITA-5.59.15	Exfoliation of skin	A skin disease characterized by redness; itching; blister; pain; putrefaction; tenderness/inability to tolerate touch; burning sensation with sweating and restlessness; burning sensation.	carmadala-kuṣṭhaḥ	चर्मदल-कुष्ठः
ITA-5.59.16	Skin disease with white, reddish or blackish-brown erupting lesions	A skin disease characterized by lesions with a whitish discoloration; reddish discoloration; blue-black colour; itching; papules/eruptions; moistening/soddening; pain; minute; especially in the buttocks; hands and elbows.	pāmā (kacchū)	पामा (कच्छू)
ITA-5.59.17	Skin disease with pustules covered with thin skin	A skin disease characterized by reddish white blisters or bullae; thin wound margins.	visphoṭakakuṣṭhaḥ	विस्फोटककुष्ठः
ITA-5.59.18	Skin disease with several ulcerated red, black or brown-coloured patches	A skin disease characterized by reddish ulcerative lesion; bluish-black colour; lesion associated with burning sensation; pain; multiple ulcerative lesions; broad-based; excessively moist/wet discharge; full of worms; usually appears at joints.	śatārukuṣṭhaḥ	शतारुकुष्ठः

Term ID	English term	Description	Sanskrit term in IAST*	Sanskrit term
ITA-5.59.19	Skin disease with excessive exudation	A skin disease characterized by itching; papules/eruptions; blackish discoloration; excessive/copious discharge; excessive watery discharge.	vicarcikā	विचर्चिका
ITA-5.59.20	Skin disease localized in primary circulating nutrient fluid	A skin disease characterized by loss of touch sensation; excess sweating; mild itching; discoloration; dryness.	tvaggatakuṣṭhaḥ	त्वग्गतकुष्ठः
ITA-5.59.21	Vitiligo; skin disease with morbid white patches on skin	A skin disease characterized by patches of hypopigmented, white-coloured skin lesions; without discharge.	śvitraḥ	श्वित्रः
ITA-5.59.22	Vata-predominant urticaria	A skin disease characterized by lesions resembling an insect/wasp sting; itching; severe pricking type of pain; vomiting; fever; internal burning sensation; oedematous lesions appearing on skin; dominance of vata dosha.	śītapittam	शीतपित्तम्
ITA-5.59.23	Kapha-predominant urticaria	A skin disease characterized by lesions resembling an insect/wasp sting; itching; severe pricking type of pain; vomiting; fever; internal burning sensation; oedematous lesions appearing on the skin; dominance of kapha dosha; raised lesions; redness/congestion; itching; circular patches; internal burning sensation.	udardaḥ	उदर्दः
ITA-5.59.24	Transient large circular skin eruptions	A skin disease characterized by a reddish circular rash; multiple circular lesions or rashes; lesions associated with excessive itching. (A transient condition occurring due to improper administration of emesis therapy or forceful suppression of vomiting.	koṭhaḥ	कोठः

Term ID	English term	Description	Sanskrit term in IAST*	Sanskrit term
ITA-5.59.25	Warts	A disorder characterized by some or all the following signs and symptoms: nail-like projections from the skin surface; fixed projection; rough-textured projection; haemorrhoidal mass-like projection from skin surface; whitish projection; blackish projection.	carmakīlaḥ	चर्मकीलः
5.60	**Rapidly spreading skin lesions covering large areas of the body**			
ITA-5.60.1	Dermatological condition with very fast spreading skin lesions, erysipelas	A disorder characterized by swelling spreading all over the body; swelling spreading suddenly; swelling covering wide area; swelling not very raised.	visarpaḥ	विसर्पः
ITA-5.60.2	Erysipelas, spreading cellulitis due to vitiated vāta	A disorder characterized by some or all the following signs and symptoms: giddiness or dizziness; burning sensation of eye; thirst; pricking type of pain; severe pain; generalized body aches; cramps; tremors; fever; black-outs; cough; breaking/splitting type of bone pains; breaking/splitting pain in joints; feel of loosening in bones; loosening/dislocation of joints; shivering/tremors; loss of taste; indigestion; querulous eyes; bleeding; tingling sensation; greyish-coloured oedema; slightly reddish-coloured oedema; excessive tearing sensation; excessive stretching; excessive contracture; horripilation; excessive twitching; constitutional features as in vātaja fever; wound/ulcer formation after rupture of ripened abscess.	vātajavisarpaḥ	वातजविसर्पः

Term ID	English term	Description	Sanskrit term in IAST*	Sanskrit term
ITA-5.60.3	Erysipelas, spreading cellulitis due to vitiated pitta	A disorder characterized by some or all the following signs and symptoms: fever; thirst; syncope or swooning; confusion/ delirium; vomiting/emesis; loss of taste; breaking pain in body; excessive perspiration; burning sensation inside the body; excessive talking/irrelevant speech/incoherent speech; headache; querulous eyes; insomnia/sleeplessness; distress/ discontent/restlessness; giddiness or dizziness; excessive desire for cold water; excessive desire for cold air; greenish tint in eyes/excessive icterus; green-coloured urine; greenish tint in stool; patient having greenish vision; yellow-coloured eyes; yellowish discoloration of urine; excessive yellow tint to stool; patient having yellowish vision; pinkish coloration of visarpa-affected area; greenish coloration of visarpa-affected area; yellowish coloration of visarpa-affected area; bluish coloration of visarpa-affected area; blackish coloration of visarpa-affected area; redness of visarpa-affected area; local swelling; severe burning sensation; excessive breaking pain; eruption with pinkish discharge; eruption with greenish discharge; eruption with yellowish discharge; eruption with bluish discharge; eruption with blackish discharge; eruptions with bloody discharge/bleeding; speedy/quick/swift gait; furuncle with deep red colour; constitutional features of pittaja fever; pitta-dominant wound formation in ripened and ruptured.	pittajavisarpaḥ	पित्तजविसर्पः

Term ID	English term	Description	Sanskrit term in IAST*	Sanskrit term
ITA-5.60.4	Erysipelas, spreading cellulitis due to vitiated kapha	A disorder characterized by some or all the following signs and symptoms: chills; fever with chills; heaviness; sleep; drowsiness/lassitude; loss of taste; sweet taste in mouth; sticky feeling in mouth; sputum/expectoration; vomiting; lethargy; sensation of being covered with a wet cloth; loss of digestive power; weakness; swelling over affected area of body; pallor over affected area of body; not much redness over affected area of body; unctuousness over affected area of body; numbness over affected area of body; stiffness over affected area of body; heaviness over affected area of body; mild pain over affected area of body; eruption ripening with difficulty; late-ripening eruption; eruption covered with thick skin; whitish-coloured eruption; blisters with pallor; whitish discharge after bursting of abscess/eruption; fibrous discharge after bursting of abscess/eruption; thick discharge after bursting of abscess/eruption; clotted discharge after bursting of abscess/eruption; unctuous discharge after bursting of abscess/eruption; thick and heavy-netted covering over upper body; thick and unctuous skin covering; chronic in nature; white nails; white eyes; whitish face; whitish skin; whitish urine; whitish stool; slow (forward) movement; mild pain; excessive itching; associated with itching; smooth/ unctuous/oily; constitutional features as in kaphaja fever; kapha-dominant wound formation in ripened and ruptured abscess.	kaphajavisarpaḥ	कफजविसर्पः
ITA-5.60.5	Erysipelas, spreading cellulitis due to vitiated tridosha	Cellulitis characterized by symptoms of all the three dosas with a high rate of fatality	sannipātajavisarpaḥ	सन्निपातजविसर्पः

Term ID	English term	Description	Sanskrit term in IAST*	Sanskrit term
ITA-5.60.6	Erysipelas, spreading cellulitis due to vitiated vata and pitta	A disorder characterized by some or all the following signs and symptoms: vomiting; diarrhoea; syncope or swooning; burning sensation; confusion/delirium; fever; respiratory distress; loss of taste; breaking/splitting type of bone pains; breaking/splitting pain in joints; feeling as if burnt with heated charcoal; thirst; the affected area appears coal-black or red in colour; blisters resembling a thermal burn; rapidly; associated with or progressing towards vital points.	agnivisarpaḥ/ vātapittajavisarpaḥ/ agnidāhajavisarpaḥ	अग्निविसर्पः/ वातपित्तजविसर्पः/ अग्निदाह्जविसर्पः
ITA-5.60.7	Erysipelas, spreading cellulitis due to vitiated vata and kapha	A disorder characterized by some or all the following signs and symptoms: a series of slowly ripening nodules in a kapha-dominant region; a series of associated nodules in a region with vessels; muscles or skin; severe pain; large/small neoplasm or growth; elongated/round neoplasm or growth; red-coloured neoplasm or growth; fever; diarrhoea; cough; hiccup; breathlessness/difficulty in breathing; dryness/ wasting/emaciation; confusion/delirium; discoloration; loss of taste; indigestion; excessive salivation; vomiting; syncope or swooning; breaking type of pain in body; sleep; distress/ discontent/restlessness; diminution of agni; rough nodules; giddiness or dizziness.	granthivisarpaḥ/ vātakaphajavisarpaḥ	ग्रन्थिविसर्पः/ वातकफजविसर्पः

Term ID	English term	Description	Sanskrit term in IAST*	Sanskrit term
ITA-5.60.8	Erysipelas, spreading cellulitis due to vitiated pitta and kapha	A disorder characterized by some or all the following signs and symptoms: fever with chills; heaviness of head; burning sensation; sensation of being covered with a wet cloth; fatigue; sleep; drowsiness/lassitude; confusion/delirium; aversion to food; excessive talking/irrelevant speech/ incoherent speech; loss of agni weakness; breaking/splitting type of bone pain; syncope or swooning; thirst; feeling as if body channels are covered with sticky material; dullness/ inactivity/sluggishness of sense organs; occasional defecation; convulsive movements of body; generalized body aches; distress/discontent/restlessness; anxious curiosity; predominantly in āmāśaya region; affecting specific organ/ region/body part; area of red nodules; area of yellowish nodules; area of whitish nodules; area of mecaka (resembling the ocelli in a peacock's tail) nodules; area of blackish nodules; misty/unclean area; unctuous area; area with excessive heat; heaviness; heavy and wet feeling with pain; oedematous; deep-seated suppuration; without any discharge; getting moist very quickly; soft tissue and muscles with sweat; soft tissue and muscles with moisture; skin with sweat; moist skin; putrefaction of mamsa; putrid smell; gradual mild pain; breaking down on touch and feeling muddy or slushy; breaking down after suppuration; foul smelling and moist soft tissue; visible blood vessels and soft tissue/ muscles; cadaveric smell; loss of consciousness; dementia; rigidity/stiffness; loss of taste; giddiness or dizziness; dulling of senses; defecation with ama; friable on touch because sodden; resembling mud owing to muscle decay; exposed ligaments; tendons and vascular bundles;	kardamavisarpaḥ/ pittakaphajavisarpaḥ	कर्दमविसर्पः/ पित्तकफजविसर्पः
ITA-5.60.9	Erysipelas, spreading cellulitis due to trauma	A disorder characterized by some or all the following signs and symptoms: grey-coloured oedema; red-coloured oedema; fever; burning sensation; inflammation/suppuration; vesicles resembling horse gram seeds; blackish eruptions; pain.	kṣatajavisarpaḥ	क्षतजविसर्पः

Term ID	English term	Description	Sanskrit term in IAST*	Sanskrit term
5.61	**Eruptive skin disorders**			
ITA-5.61.1	Skin disorder with pustules covered with thin membrane	A disorder characterized by lesions resembling burnt scars; blisters; associated with fever.	visphoṭakaḥ	विस्फोटकः
ITA-5.61.2	Bullous eruptions due to vitiated vāta	A disorder characterized by blackish discoloration; fever; thirst; breaking type of pain in small joints; headache; severe pain.	vātajavisphoṭakaḥ	वातजविस्फोटकः
ITA-5.61.3	Bullous eruptions due to vitiated pitta	A disorder characterized by fever; thirst; burning sensation; inflammation/suppuration; yellowish-red discoloration; pain; discharge.	pittajavisphoṭakaḥ	पित्तजविस्फोटकः
ITA-5.61.4	Bullous eruptions due to vitiated kapha	A disorder characterized by loss of taste; painless; itching; hardness; taking a long time to suppurate; vomiting; dullness/ frigidity/inactivity; pallor.	kaphajavisphoṭakaḥ	कफजविस्फोटकः
ITA-5.61.5	Bullous eruptions due to any two vitiated dosha		dvandvajavisphoṭakaḥ	द्वन्द्वजविस्फोटकः
ITA-5.61.6	Bullous eruptions due to vitiated tridosha		sannipātajavisphoṭakaḥ	सन्निपातजविस्फोटकः
ITA-5.61.7	Bullous eruptions due to vitiated blood	A disorder characterized by eruptions resembling gunja or vidruma/coral.	raktajavisphoṭakaḥ	रक्तजविस्फोटकः
ITA-5.61.8	Lentil-shaped pox disease	A disorder characterized by lentil-shaped pustules on skin; The presentation resembles smallpox and such other eruptive fevers.	masūrikā	मसूरिका
ITA-5.61.9	Prodromal symptoms of lentil-shaped pox disease	Lentil-shaped eruptive disorder is characterized by fever; itching; breaking pain in body; distress/discontent/ restlessness; giddiness or dizziness; oedema on skin; discoloration; redness of eyes.	masūrikāpūrvarūpam	मसूरिकापूर्वरूपम्

Term ID	English term	Description	Sanskrit term in IAST*	Sanskrit term
ITA-5.61.10	Lentil-shaped pox disease due to vitiated vata	Lentil-shaped eruptive disorder is characterized by blackish eruptions; slightly reddish eruptions; dry eruptions; severe pain; hard eruptions; taking a long time to suppurate; breaking/splitting pain in joints; breaking/splitting type of bone pains; breaking type of pain in small joints; cough; tremors; distress/discontent/restlessness; exhaustion without exertion; dryness of palate; dryness of lips; dryness of tongue; thirst; loss of taste.	vātajamasūrikā	वातजमसूरिका
ITA-5.61.11	Lentil-shaped pox disease due to vitiated pitta	Lentil-shaped eruptive disorder is characterized by red eruptions; yellow eruptions; blackish eruptions; burning sensation; severe pain; rapidly suppurating; altered stools/ loose motions; generalized body aches; burning sensation; thirst; loss of taste; stomatitis; redness of eyes; severe fever; very distressing with high fever.	pittajamasūrikā	पित्तजमसूरिका
ITA-5.61.12	Lentil-shaped pox disease due to vitiated kapha	Lentil-shaped eruptive disorder is characterized by salivation; sensation of being covered with a wet cloth; headache; heaviness of the limbs; nausea; loss of taste; sleep; drowsiness/lassitude; lethargy; white; unctuous apprearance of eruptions; large eruptions; associated with an itching sensation; mild pain; taking a long time to suppurate.	kaphajamasūrikā	कफजमसूरिका
ITA-5.61.13	Lentil-shaped pox disease due to vitiated tridosha	Lentil-shaped eruptive disorder is characterized by blue eruptions; flat eruptions; depresssed in the centre; severe pain; taking a long time to suppurate; excessive pus discharge; obstruction of throat; loss of taste; rigidity/stiffness; excessive talking/irrelevant speech/incoherent speech; distress/discontent/restlessness.	tridoṣajamasūrikā	त्रिदोषजमसूरिका
ITA-5.61.14	Lentil-shaped pox disease due to vitiated blood	Lentil-shaped eruptive disorder is characterized by red eruptions; yellow eruptions; blackish eruptions; burning sensation; severe pain; rapidly suppurating; altered stools/ loose motions; generalized body aches; burning sensation; thirst; loss of taste; stomatitis; redness of eyes; severe fever; very distressing with high fever.	raktajamasūrikā	रक्तजमसूरिका

Term ID	English term	Description	Sanskrit term in IAST*	Sanskrit term
ITA-5.61.15	Lentil-shaped pox disease localized in skin	Lentil-shaped eruptive disorder is characterized by vesicles resembling bubbles in water; watery discharge on rupture of vesicles; lesser severity.	tvakgatamasūrikā/ rasadhātugatamasūrikā	त्वक्गतमसूरिका/ रसधातुगतमसूरिका
ITA-5.61.16	Lentil-shaped pox disease localized in raktadhātu	Lentil-shaped eruptive disorder is characterized by eruptions resembling blood; sudden onset of suppuration; thin skin; discharge of blood on rupture; not very severe.	raktagatamasūrikā	रक्तगतमसूरिका
ITA-5.61.17	Lentil-shaped pox disease localized in muscle	Lentil-shaped eruptive disorder is characterized by hard eruptions; unctuous appearance of eruptions; taking a long time to suppurate; thick skin; body pain; thirst; itching; fever; distress/discontent/restlessness.	māṃsagatamasūrikā	मांसगतमसूरिका
ITA-5.61.18	Lentil-shaped pox disease localized in fat	Lentil-shaped eruptive disorder is characterized by rounded eruptions; soft on touch; slightly raised; associated with severe fever; broad; unctuous apprearance of eruptions; associated with pain; unconsciousness/confusion; distress/ discontent/restlessness; burning sensation.	medogatamasūrikā	मेदोगतमसूरिका
ITA-5.61.19	Lentil-shaped pox disease localized in bone	Lentil-shaped eruptive disorder is characterized by eruptions which are small in size; colour of eruptions similar to skin; dry eruptions; flat eruptions; slightly raised eruptions; marked confusion; pain; severe distress/discontent/restlessness; damaging the vital parts or marmasthāna; causing sudden death; pain in bones as if stung by bee.	asthigatamasūrikā	अस्थिगतमसूरिका
ITA-5.61.20	Lentil-shaped pox disease localized in bone marrow	Same symptoms as lentil-shaped eruptive disorder localized in asthidhātu.	majjāgatamasūrikā	मज्जागतमसूरिका
ITA-5.61.21	Lentil-shaped pox disease localized in semen	Lentil-shaped eruptive disorder is characterized by the suppurating appearance of the eruptions); unctuous apprearance of eruptions; minute eruptions; extremely painful; sensation of being covered with a wet cloth; distress/ discontent/restlessness; unconsciousness/confusion; burning sensation; associated with insanity; causing death.	śukragatamasūrikā	शुक्रगतमसूरिका

Term ID	English term	Description	Sanskrit term in IAST*	Sanskrit term
5.62	**Group of disorders in which dosha pathogenesis has a single definitive diagnostic outcome**			
ITA-5.62.1	Group of disorders in which dosha pathogenesis has a single definitive diagnostic outcome	Miscellaneous group of morbid conditions ranging from very fatal conditions such as agnirōhiṇī and valmīka to conditions occurring in children such as ajagallikā and ahipūtanā These conditions have a specific, consolidated description of presenting signs and symptoms and minimum details in respect of etiology, subtypes, etc., compared with major disorders such as jvara, prameha and kuṣṭa.	kṣudrarogaḥ	क्षुद्ररोगः
ITA-5.62.2	Papules in children resembling green gram	A disorder characterized by hard nodular/papular lesions; painless nodule; nodule of green gram size; skin-coloured nodule; waxy/unctuous lesion.	ajagallikā	अजगल्लिका
ITA-5.62.3	Skin lesions resembling barley seeds	A disorder characterized by knotted lesions; lesions located in muscle tissue; barley-shaped lesions; very hard lesions.	yavaprakhyā	यवप्रख्या
ITA-5.62.4	Raised papule without opening	A disorder characterized by a lesion with small amount of pus or tending not to suppurate; lesion without punctum; raised circular lesion; thick and firm lesion; lesion resembling unripe fig fruit.	āntrālajī	आन्त्रालजी
ITA-5.62.5	Papules resembling a ripe fig	A disorder characterized by lesion resembling a ripe fig fruit; intense burning sensation; lesion with wide opening; round-shaped; fever.	vivṛtā	विवृता
ITA-5.62.6	Skin lesions resembling tortoise shell	A disorder characterized by hard nodular swellings; tortoise shell-like swelling raised in the middle; five or six in number.	kacchapikā	कच्छपिका

Term ID	English term	Description	Sanskrit term in IAST*	Sanskrit term
ITA-5.62.7	Anthill-like growth on palms; sole; neck with openings	A disorder characterized by some or all the following signs and symptoms: the occurrence of a lesion with multiple minute openings in the palm resembling an anthill; lesion with multiple minute openings in sole resembling an anthill; lesion with multiple minute openings in supraclavicular region resembling an anthill; lesion with multiple minute openings at joints resembling an anthill; pain; associated with itching; burning sensation; excessive sticky discharge; gradual development; pricking pain.	valmīkaḥ	वल्मीकः
ITA-5.62.8	Skin lesions with many small central vesicles resembling lotus fruit seeds	A disorder characterized by a conglomeration of numerous papular lesions resembling the carpellary, receptacle and seed capsules of lotus flower.	indraviddhā	इन्द्रविद्धा
ITA-5.62.9	Circular blood-filled eruption	A disorder characterized by a main lesion surrounded by many small reddish lesions; rounded eruptions; rounded lesions; raised lesions; lesions associated with severe pain; abundant papular lesions.	gardabhikā	गर्दभिका
ITA-5.62.10	Temporomandibular joint region inflammation	A disorder characterized by a swelling with pain in the lower jaw joint; firm swelling in the lower jaw joint.	pāṣāṇagardabhaḥ	पाषाणगर्दभः
ITA-5.62.11	Abscess in the inner part of the ear	A disorder characterized by a swelling associated with severe pain; nodular swelling over pinna of ear; nodular swelling around the external ear; nodular swelling on posterior surface of pinna; nodule resembling the lotus root; hard nodular swelling; fixed nodular swelling.	panasikā	पनसिका
ITA-5.62.12	Nonsuppurating cellulitis	A disorder characterized by a slowly spreading swelling; swelling tending not to suppurate; small swelling; copper-coloured swelling; associated with fever.	jālagardabhaḥ	जालगर्दभः
ITA-5.62.13	Round skin lesions on scalp	A disorder characterized by occurrence of a lesion associated with fever; popular lesion in supraclavicular region; circular lesion; papular lesion associated with severe pain.	irivellikā	इरिवेल्लिका

Term ID	English term	Description	Sanskrit term in IAST*	Sanskrit term
ITA-5.62.14	Black skin lesions on arm, lateral chest wall, shoulder and axilla	A disorder characterized by some or all the following signs and symptoms: vesicular lesions on upper arm; vesicular lesions in and around flanks; vesicular lesions in periaxillary region; vesicular lesions on shoulder; black-coloured vesicular lesions; painful vesicles; minute papular/vesicular lesions; lesions resembling parched paddy; thick and dense lesions.	kakṣāḥ	कक्षाः
ITA-5.62.15	Painful black vesicles on flanks and limbs	A disorder characterized by some or all the following signs and symptoms: a lesion resembling a vesicle; single vesicular lesion in upper arm; single vesicular lesion in shoulder region; single vesicular lesion in flanks; single vesicular lesion in axillary region; large vesicular swelling; vesicle/lesion resembling parched paddy. A subtype of kaksha disorder.	gandhanāmā/ gandhamālā	गन्धनामा/गन्धमाला
ITA-5.62.16	Vesicles in the axilla	A disorder characterized by blisters with internal burning sensation; blisters in axilla; fever; blisters resembling a blazing fire; blisters burrowing into muscle.	agnirohiṇī	अग्निरोहिणी
ITA-5.62.17	Whitlow	A disorder characterized by some or all the following signs and symptoms: a burning sensation in the lateral wall of eponychium; pus formation in the lateral wall of eponychium; intense burning sensation in the nailbeds and surrounding skin; intense burning sensation in the area between nails and skin underneath nails; fever; pain over and under nails.	cipyam/ akṣatā/ upanakha;	चिप्यम्/अक्षता/उपनख
ITA-5.62.18	Paronychia	A disorder characterized by the rough appearance and texture of nails; blackish-coloured nails; dry nails.	kunakhaḥ	कुनखः
ITA-5.62.19	Deep-rooted abscess in foot	A disorder characterized by a less inflamed nodule; deep-rooted lesion; lesion with tendency to suppurate internally; skin-coloured nodule; located in scalp/head.	anuśayī	अनुशयी
ITA-5.62.20	Abscess resembling *Puraria tuberosa* rhizome	A disorder characterized by a round papule resembling a tuber or vidārī; circular lesion resembling vidārikanda in axilla; circular lesion resembling vidārikanda in groin.	vidārikā	विदारिका

Term ID	English term	Description	Sanskrit term in IAST*	Sanskrit term
ITA-5.62.21	Granulated tumour	A disorder characterized by a swelling of variegated coloration; moistening/soddening; foul smell; sudden occurrence of bleeding; honey-like discharge; clarified butter-like discharge; discharge resembling fat.	śarkarārbudaḥ	शर्करार्बुदः
ITA-5.62.22	Rhagades	A disorder characterized by fissuring and cracking of the feet; associated with pain.	pādadārī	पाददारी
ITA-5.62.23	Corns, callosities	A disorder characterized by a swelling resembling an Indian jujube or kola in size and shape; swelling resembling a nail.	kadaraḥ	कदरः
ITA-5.62.24	Lesion of interdigital clefts of feet	A disorder characterized by pain in the interdigital areas of feet; itching in interdigital areas of feet; sticky moistness of interdigital areas of feet; burning sensation of interdigital areas of feet.	alasaḥ	अलसः
ITA-5.62.25	Morbid baldness affecting scalp hair	A disorder characterized by hair loss; absence of hair regrowth in same area.	indraluptaḥ/ rūhyā	इन्द्रलुप्तः, रुह्या
ITA-5.62.26	Dandruff	A disorder characterized by itching of scalp; hair loss; loss of tactile sensation; dry scalp; cracks in scalp; hardening of scalp; cracked scalp skin; dry hairs.	dāruṇakaḥ	दारुणकः
ITA-5.62.27	Furunculosis	A disorder characterized by wet papules on scalp; scalp lesions with multiple openings; lesions resembling mustard seeds in shape and size; lesion resembling black oil plant or jyotishmati (*Celestrus paniculatus*) seeds in shape and size.	arūṃṣikā	अरूंशिका
ITA-5.62.28	Greying of hair	A disorder characterized by hair pattern resembling monkey hairs; greying of hair.	palitaḥ	पलितः
ITA-5.62.29	Pimples	A disorder characterized by lesions resembling silk cotton-tree prickles; affecting young people's faces; associated with pain; thick and dense lesion; presence of fatty pultaceous material inside lesions.	yuvānapiḍakā (mukhadūṣikā)	युवानपिडका (मुखदूषिका)

Term ID	English term	Description	Sanskrit term in IAST*	Sanskrit term
ITA-5.62.30	Papules resembling lotus thorns	A disorder characterized by patches with thorny projections; raised circular lesions; associated with itching; thorny projections resembling lotus thorns; painless; whitish projection.	padminīkaṇṭakaḥ	पद्मिनीकण्टकः
ITA-5.62.31	Mole, birthmark	A disorder characterized by a painless circular lesion; slightly raised from skin surface; minute lesion; reddish or reddish tinged; smooth-textured lesion; resembles carmakīla; present since birth/congenital.	jatumaṇiḥ	जतुमणिः
ITA-5.62.32	Spots resembling black gram	A disorder characterized by painless round lesions on body; lesions resembling black gram; blackish-coloured lesion; raised from the skin surface.	maṣakaḥ	मषकः
ITA-5.62.33	Black boil resembling tila seed	A disorder characterized by a black-coloured lesion localized on skin surface; sesame sized lesion; painless lesion; macular lesion/flush with skin.	tilakālakaḥ	तिलकालकः
ITA-5.62.34	Congenital bluish or black patch on body	A disorder characterized by circular patches on body; large-sized patches; small-sized patches; bluish black-coloured patches; blackish-coloured patches; painless patches.	nyacchaḥ	न्यच्छः
ITA-5.62.35	Black patch on face or body part	A disorder characterized by a black-coloured circular lesion on body; black-coloured circular lesion on face; painless circular lesion; thin lesion on body or face.	nīlikā	नीलिका
ITA-5.62.36	Paraphimosis	A disorder characterized by the foreskin or prepuce becoming stuck behind the glans penis and hanging underneath like a gland.	parivartikā	परिवर्तिका
ITA-5.62.37	Preputial tear	A disorder characterized by fissuring or cracking of the preputial skin.	avapīḍakaḥ	अवपीडकः
ITA-5.62.38	Anal stenosis	A disorder characterized by difficulty in defecation; narrowed anal opening.	sanniruddhagudaḥ	सन्निरुद्धगुदः

Term ID	English term	Description	Sanskrit term in IAST*	Sanskrit term
ITA-5.62.39	Napkin rash	A disorder characterized by itching in the anal region; sudden appearance of blisters; secretion from vesicles on scratching; dreadful lesion when coalescent.	ahipūtanakaḥ	अहिपूतनकः
ITA-5.62.40	Scrotal dermatitis	A disorder characterized by itching in the scrotal region; sudden appearance of blisters; presence of secretion from blisters.	vṛṣaṇakacchūḥ	वृषणकच्छूः
ITA-5.62.41	Rectal prolapse	A disorder characterized by protrusion of the rectum outside the body.	gudabhraṃśaḥ	गुदभ्रंशः
ITA-5.62.42	Lesion resembling an injury from pig tusk, pig-bite	A disorder characterized by severe pain; itching sensation; fever; associated with suppuration of skin; associated with burning sensation; reddish-coloured appearance of lesion circumference.	varāhadaṃṣṭrakaḥ	वराहदंष्ट्रकः
5.63	**Disorders of oral cavity**			
ITA-5.63.1	Disorders of oral cavity		mukharogaḥ	मुखरोगः
ITA-5.63.2	Disorders of lips		oṣṭharogaḥ	ओष्ठरोगः
ITA-5.63.3	Disorders of lip due to vitiated vāta, cracked lip	A disorder characterized by some or all the following signs and symptoms: dryness of mouth; excessive dryness of face; dryness of face; shifting pain; black salivation; slightly reddish salivation; cold salivation; loosening of lips; pulsating sensation; pricking pain in lips; rough lips; hard lips; rigid lips; dark/blackish lips; severe pain in lips; cracking of lips; fissuring of lips; severe pain.	vātaja-oṣṭhaprakopaḥ	वातज-ओष्ठप्रकोपः

Term ID	English term	Description	Sanskrit term in IAST*	Sanskrit term
ITA-5.63.4	Disorders of lip due to vitiated pitta, acute herpes labialis	A disorder characterized by some or all the following signs and symptoms: thirst; fever; blisters; nodules with burning sensation; inflammation/suppuration; smoky/fuming sensation; syncope or swooning; pain of various kinds; cracked nature; appearance of all colours except white; appearance of all colours except red; mustard seed-like eruptions; bluish discharge; yellowish discharge; itching in lips; skin-coloured nodule; painless; slimy lips; cold lips; heaviness of lips; sharp lips; tender lips; yellowish lips; moist eruptions/vesicles; rapidly suppurating; vesicles with burning; vesicles with suppuration; eruptions appearing yellow; painful vesicle.	pittaja-oṣṭhaprakopaḥ	पित्तज-ओष्ठप्रकोपः
ITA-5.63.5	Disorders of lip due to vitiated kapha, subacute herpes labialis	A disorder characterized by some or all the following signs and symptoms: itching; heaviness of lips; whitish lip; moist; unctuous lip; loss of taste; rigidity of lips; mucoid salivation; nausea/provocation of dosha; less rapid digestive capacity; confused state; mild pain; lesion similar to lip colour; painless eruptions in lips; lips becoming slimy; lips becoming cold; heaviness of lips; intolerant of cold; oedematous lips.	kaphaja-oṣṭhaprakopaḥ	कफज-ओष्ठप्रकोपः
ITA-5.63.6	Disorders of lip due to vitiated tridosha, aphthous ulcer	A disorder characterized by some or all the following signs and symptoms: clinical features of all types of dosha; occasionally black lesions; occasionally yellow lesions occasionally whitish lesions; multiple nodules; nodules of various colors; foul-smelling discharge; slimy nodule; suddenly dry nodule; oedematous lips; painful lips; invariably ripening nodule.	sannipātaja-oṣṭhaprakopaḥ	सन्निपातज-ओष्ठप्रकोपः
ITA-5.63.7	Disorders of lip due to vitiated blood, lip granuloma	A disorder characterized by some or all the following signs and symptoms: eruptions resembling the colour of date-palm fruit; tumour after blood loss; lips obscured with blood; bleeding; vesicles becoming painful; secretion resembling blood.	raktaja-oṣṭhaprakopaḥ	रक्तज-ओष्ठप्रकोपः

Term ID	English term	Description	Sanskrit term in IAST*	Sanskrit term
ITA-5.63.8	Disorders of lip due to vitiated muscle, epithelioma of lip	A disorder characterized by some or all the following signs and symptoms: heaviness of lips; thickening of lips; projection of lips into a fleshy lump; maggots coming from both corners/ angles of the mouth.	māṃsaja-oṣṭhaprakopaḥ	मांसज-ओष्ठप्रकोपः
ITA-5.63.9	Disorders of lip due to vitiated fat, hypertrophy of lip	A disorder characterized by some or all the following signs and symptoms: lips resembling the supernatant layer of ghee; itching sensation in lips; stable nature of lip lesion; soft lips; crystal-clear discharge; heaviness of lips; unctuous lips; oedematous lips; moistening/soddening of lips; nonhealing ulcer; nonsoftening of ulcer.	medoja-oṣṭhaprakopaḥ	मेदोज-ओष्ठप्रकोपः
ITA-5.63.10	Traumatic lip	A disorder characterized by its traumatic nature; cracking of lips; fissuring of lips; nodular swelling of lips; itching associated with lips.	abhighātaja-oṣṭhaprakopaḥ/ kṣataja-oṣṭhaprakopaḥ	अभिघातज-ओष्ठप्रकोपः/ क्षतज-ओष्ठप्रकोपः
ITA-5.63.11	Spongy gums	A disorder characterized by some or all the following signs and symptoms: sudden bleeding from gums; bleeding without any cause; bad odour of gums; blackishness of gums; soddening of gums; softening of gums; decaying of gums; suppuration of gums; blackish gums.	śītādaḥ	शीतादः
ITA-5.63.12	Periodontitis	A disorder characterized by some or all the following signs and symptoms: a large swelling around two or three teeth; pain in two or three teeth; large hard swelling around two or three teeth; severe pain; rapid ripening into gingivitis.	dantapupputaḥ	दन्तपुप्पुटः
ITA-5.63.13	Pyorrhoea	A disorder characterized by bleeding/haemorrhage; pus discharge; tooth loose in socket.	dantaveṣṭakaḥ	दन्तवेष्टकः
ITA-5.63.14	Dental apical or root abscess	A disorder characterized by some or all the following signs and symptoms: swelling of a tooth root; painful teeth; excessive salivation; itching sensation.	śauṣiraḥ	शौषिरः

Term ID	English term	Description	Sanskrit term in IAST*	Sanskrit term
ITA-5.63.15	Palatal abscess	A disorder characterized by some or all the following signs and symptoms: loosening of teeth; fissuring of gums; fissuring of palate; affecting the mouth; affecting the gums; fever; pus discharge; haemorrhage; damaged tooth socket as in cancrum oris.	mahāśauṣiraḥ	महाशौषिरः
ITA-5.63.16	Bleeding gums	A disorder characterized by decaying of the gums; spitting blood.	paridaraḥ	परिदरः
ITA-5.63.17	Suppurative gingivitis	A disorder characterized by some or all the following signs and symptoms: a burning sensation in gums; suppuration of gums; loosening of teeth; discharge of blood on forceful touching; dull aching pain; swelling in gums with blood oozing; foul smell in mouth; reddish/inflamed gums; itching in gums; bleeding from gums; swollen gums after bleeding.	upakuśaḥ	उपकुशः
ITA-5.63.18	Traumatic periodontitis	A disorder characterized by swelling of gums; tooth loose in socket.	dantavaidarbhaḥ	दन्तवैदर्भः
ITA-5.63.19	Supernumerary teeth	A disorder characterized by severe pain; pain subsiding on tooth eruption; excessive growth/additional tooth; severe pain during tooth eruption.	vardhanaḥ/ khaliḥ	वर्धनः/खलिः
ITA-5.63.20	Impacted tooth; wisdom tooth.	A disorder characterized by some or all the following signs and symptoms: a large hard swelling in jaw behind last molar; severe pain in jaw behind last molar; salivation; pain in lower jaw or chin; otalgia; obstructed swallowing/obstruction to passage of food.	adhimāṃsaḥ	अधिमांसः
ITA-5.63.21	Improper eruption of teeth, irregular teeth	A disorder characterized by improperly erupted teeth; eruption of teeth with disagreeable appearance.	karālaḥ	करालः
ITA-5.63.22	Disease of tooth root, alveolar sinus	A disorder characterized by some or all the following signs and symptoms: the formation of small channels/cavities; recurrent purulent discharge; disruption of skin; eruption in soft tissue; eruption through bone.	dantanāḍī	दन्तनाडी

Term ID	English term	Description	Sanskrit term in IAST*	Sanskrit term
ITA-5.63.23	Alveolar sinus due to vitiated vata, acute alveolar sinus	A disorder characterized by some or all the following signs and symptoms: roughness/dryness; minute opening; associated with pain; excessive frothy discharge which is worse at night.	vātajadantanāḍī	वातजदन्तनाडी
ITA-5.63.24	Alveolar sinus due to vitiated pitta, subacute alveolar sinus	A disorder characterized by some or all the following signs and symptoms: thirst; burning sensation; pricking pain; exhaustion; fever; tearing sensation; excessive hot yellowish discharge during the day; excessive warm discharge.	pittajadantanāḍī	पित्तजदन्तनाडी
ITA-5.63.25	Alveolar sinus due to vitiated kapha, chronic alveolar sinus	A disorder characterized by some or all the following signs and symptoms: excessive discharge; thick discharge; whitish-coloured discharge; slimy discharge; discharge at night; feeling of being wrapped in a wet cloth; pain; hard; severe itching.	kaphajadantanāḍī	कफजदन्तनाडी
ITA-5.63.26	Alveolar sinus due to tridosha, complicated sinus	A disorder characterized by some or all the following signs and symptoms: a burning sensation; fever; breathlessness/ difficulty in breathing; syncope or swooning; dryness of mouth.	sānnipātika-dantanāḍī	सान्निपातिक-दन्तनाडी
ITA-5.63.27	Cracked tooth with severe pain, odontalgia	A disorder characterized by some or all the following signs and symptoms: badly broken teeth; severe pain; tolerant of heat; pain worsening with cold substances; breaking pain; splitting type of toothache.	dālanaḥ	दालनः
ITA-5.63.28	Dental caries	A disorder characterized by some or all the following signs and symptoms: black cavities; loose tooth in socket; discharge from around tooth; dental inflammation; severe pain in teeth; pain appearing without cause; porous tooth filled with food debris; formation of small maggots; severe pain subsiding without treatment; blackish teeth; pus discharge from cut; bleeding from cut.	kṛmidantakaḥ	कृमिदन्तकः

Term ID	English term	Description	Sanskrit term in IAST*	Sanskrit term
ITA-5.63.29	Hyperaesthesia of teeth	A disorder characterized by some or all the following signs and symptoms: inability to tolerate cold substances on teeth; inability to tolerate hot substances on teeth; inability to tolerate touching/tenderness; inability to tolerate wind blowing on teeth; inability to tolerate sour food on teeth; inability to chew cold food with teeth; sour food causing pain; sour food causing teeth to move; inability to tolerate dry substances on teeth.	dantaharṣaḥ	दन्तहर्षः
ITA-5.63.30	Tartar	A disorder characterized by some or all the following signs and symptoms: putrid smell; foreign matter stuck between teeth; causing afflictions of teeth; dryness of foreign matter; teeth acquiring the roughness of sand; debris in teeth.	dantaśarkarā	दन्तशर्करा
ITA-5.63.31	Deterioration of tooth enamel	A disorder characterized by some or all the following signs and symptoms: damage to tooth enamel by small particles; destruction of teeth; tartar disintegrating with tooth fragments; scaling if ignored gradually disrupting tooth enamel.	kapālikā	कपालिका
ITA-5.63.32	Discoloured, bluish-black tooth	A disorder characterized by some or all the following signs and symptoms: a tooth becoming permanently damaged; bluishness of teeth; blackishness of teeth.	śyāvadantakaḥ	श्यावदन्तकः
ITA-5.63.33	Alveolar abscess	A disorder characterized by some or all the following signs and symptoms: oedema of gums; large swelling outside the gum; large swelling inside the gum; painful gums; burning gums; discharge of pus on bursting of lesion; discharge of blood on bursting of lesion.	dantavidradhiḥ	दन्तविद्रधिः
ITA-5.63.34	Sublingual cyst; abscess	A disorder characterized by some or all the following signs and symptoms: a firm swelling at the base of the tongue; fixing of the tongue; severe suppuration/inflammation at root of tongue; smell resembling a fish; erosion of soft tissue.	alāsaḥ	अलासः

Term ID	English term	Description	Sanskrit term in IAST*	Sanskrit term
ITA-5.63.35	Ranula or cystic swelling of tongue	A disorder characterized by some or all the following signs and symptoms: a swelling on the upper surface of the tongue; burning sensation; inflammation/suppuration; redness/ congestion; swelling at tip of tongue; elevation of tongue; causing excessive salivation; associated with itching; burning sensation; suddenly generating oedema at base of tongue.	upajihvikā	उपजिह्विका
ITA-5.63.36	Swelling at base of tongue	A disorder characterized by some or all the following signs and symptoms: a swelling developing under the root of the tongue; burning sensation; redness/congestion; inflammation/ suppuration; oedema at frenula of tongue; swelling resembling tongue tip developing under tongue root; studded with sprouts; excessive salivation; burning sensation in tongue; loss of movement; rough on touch; pain in tongue; itching; obstruction to speech; obstruction to swallowing.	adhijihvā	अधिजिह्वा
ITA-5.63.37	Disorders of palate	A disorder impacting on the structure and/or function of the interior upper surface (roof) of the mouth.	tālugatarogaḥ	तालुगतरोगः
ITA-5.63.38	Uvulitis or elongated uvula	A disorder characterized by some or all the following signs and symptoms: rapid onset of a swelling in kākala; large swelling about the size of distended bladder; elongated swelling about the size of distended bladder; large oedema at the base of soft palate; elongated oedema at the base of soft palate; thirst; cough; breathlessness/difficulty in breathing; fish- or bladder-shaped oedema at the base of soft palate; soft oedema; elongated swelling; slimy swelling; expulsion of ingested food through nose; choking sensation of throat/ obstruction of throat; vomiting.	galaśuṇḍikā (kaṇṭhaśuṇḍī)	गलशुण्डिका (कण्ठशुण्डी)
ITA-5.63.39	Obstructive Disorders of the throat	A disorder characterized by suddenly generating a stable oedema in the pharyngeal region such as pharyngitis.	galagrahaḥ	गलग्रहः

Term ID	English term	Description	Sanskrit term in IAST*	Sanskrit term
ITA-5.63.40	Tonsillitis	A disorder characterized by some or all the following signs and symptoms: a large swelling; large swelling; pricking pain; burning sensation; severe inflammation; pharyngeal swelling resembling kārpāsa fruit; slimy swelling; swelling with dull aching pain; hard swelling; associated with temporomandibular joint.	tuṇḍikerī;	तुण्डिकेरी
ITA-5.63.41	Acute inflammation of soft palate	A disorder characterized by some or all the following signs and symptoms: a stable swelling in the palate region; reddish swelling in palate region; fever; severe pain; soft red swelling; reddish swelling.	adhruṣaḥ	अध्रुषः
ITA-5.63.42	Hard palatal protrusion, torus palatinus	A disorder characterized by some or all the following signs and symptoms: a swelling resembling a tortoise back or tortoise-shaped swelling; slowly growing swelling; painless; slowly developing.	kacchapaḥ (kacchapī)	कच्छपः (कच्छपी)
ITA-5.63.43	Tumour of palate	A disorder characterized by a lotus-shaped swelling in the centre of the palate.	tālu-arbudaḥ	तालु-अर्बुदः
ITA-5.63.44	Fibroma of palate	A disorder characterized by some or all the following signs and symptoms: a painless swelling in the middle of the palate; thick and soft swelling in palate; inflamed soft tissue swelling in palate.	māṃsasaṅghātaḥ/ tālusaṃhatiḥ	मांससङ्घातः/तालुसंहतिः
ITA-5.63.45	Cystic swelling of palate	A disorder characterized by a painless swelling in the middle of the palate; painless swelling in palate; stable/benign swelling in palate.	tālupuppuṭaḥ	तालुपुप्पुटः
ITA-5.63.46	Atrophy of palate	A disorder characterized by excessive dryness of the palate; fever; exertion; fissuring of palate; respiratory distress.	tāluśoṣaḥ	तालुशोषः
ITA-5.63.47	Palatal inflammation	A disorder characterized by excessive suppuration/ inflammation of the palate; pus discharge; severe pain.	tālupākaḥ/ tāluśothaḥ	तालुपाकः/तालुशोथः

Term ID	English term	Description	Sanskrit term in IAST*	Sanskrit term
ITA-5.63.48	Palatal boil	A disorder characterized by painful soft tissue in the palate; eruption in palatal soft tissue; rough eruptions; multiple eruptions; eruptions with thick exudation.	tālupiḍakā	तालुपिडका
ITA-5.63.49	Palatal abscess	A disorder characterized by a burning sensation in the palate; redness/congestion of palate; inflammation/ suppuration of palate.	tāluvidradhiḥ	तालुविद्रधिः
ITA-5.63.50	Disorders of throat		kaṇṭhagatarogaḥ	कण्ठगतरोगः
ITA-5.63.51	Diphtheria	A disorder characterized by some or all the following signs and symptoms: a burning sensation at the base of tongue; large swelling at base of tongue; variable types of pains at base of tongue; life expectancy of three days; obstructing the throat; soft tissue growth obstructing the throat; sprouting muscles at root of tongue in the throat; severe; developing and growing fast; killing the patient quickly.	rohiṇī	रोहिणी
ITA-5.63.52	Diphtheria due to vitiated vāta	A disorder characterized by some or all the following signs and symptoms: dryness in throat; dryness of mouth; pain in lower jaw or chin; otalgia; soft buds around the tongue; soft tissue swelling obstructing the throat; severe pain in soft swelling; complications depending on dosha.	vātajarohiṇī	वातजरोहिणी
ITA-5.63.53	Diphtheria due to vitiated pitta	A disorder characterized by some or all the following signs and symptoms: fever; thirst; confusion/delirium; fuming sensation in throat; rapidly developing muscular projection; burning sensation of rapid suppuration; rapidly suppurating; excessive redness/congestion; tenderness/inability to tolerate touch; hyperpyrexia.	pittajarohiṇī	पित्तजरोहिणी
ITA-5.63.54	Diphtheria due to vitiated kapha	A disorder characterized by some or all the following signs and symptoms: slimy membranes; pale; originating from blood; associated with eruptions or vesicles; obstructing the throat channels; localized immobile muscular projection;	kaphajarohiṇī	कफजरोहिणी

Term ID	English term	Description	Sanskrit term in IAST*	Sanskrit term
ITA-5.63.55	Diphtheria due to vitiated tridosha	A disorder characterized by deep-seated suppuration; of uncontrollable progress or nature; clinical features of all types of dosha.	sannipātajarohiṇī	सन्निपातजरोहिणी
ITA-5.63.56	Diphtheria due to vitiated blood	A disorder characterized by blisters; blisters with pitta-predominant features; heat resembling burning charcoal; otalgia; features of disorder caused by pitta.	raktajarohiṇī	रक्तजरोहिणी
ITA-5.63.57	Diphtheria due to vitiated fat		medajarohiṇī	मेदजरोहिणी
ITA-5.63.58	Adenoids	A disorder characterized by some or all the following signs and symptoms: a nodular swelling of kola size; sensation in throat resembling thorn pricks; throat filled with barley awn; rough and fixed nodular swelling; stable/immobile swelling; excisable swelling/swelling can be treated by surgery only; kola-shaped swelling; raised swelling.	kaṇṭhaśālūkaḥ	कण्ठशालूकः
ITA-5.63.59	Hypopharyngeal growth, Plummer-Vinson syndrome	A disorder characterized by some or all the following signs and symptoms: an elongated prominent swelling; raised swelling; obstruction of food; uncontrolled intensity; mild pain; ring-shaped swelling.	valayaḥ	वलयः
ITA-5.63.60	Inflammatory swelling of throat	A disorder characterized by some or all the following signs and symptoms: a large swelling in the throat; pain in throat; breathlessness/difficulty in breathing; affecting/damaging vital parts or marmasthāna.	balāsaḥ	बलासः
ITA-5.63.61	Cystic growth in throat	A disorder characterized by some or all the following signs and symptoms: a rounded swelling; raised swelling; burning sensation; itching and swelling inside the throat; nonsuppurating; soft swelling in throat; heavy swelling in throat.	ekavṛndaḥ	एकवृन्दः
ITA-5.63.62	Pharyngeal abscess	A disorder characterized by some or all the following signs and symptoms: a prominent round swelling; severe burning; on the lateral side of throat; hyperpyrexia; pricking pain.	vṛndaḥ	वृन्दः

Term ID	English term	Description	Sanskrit term in IAST*	Sanskrit term
ITA-5.63.63	Retro-pharyngeal abscess	A disorder characterized by some or all the following signs and symptoms: a solid swelling) obstructing the throat; associated with multiple fleshy buds; various types of pain; raised; numerous overlying muscular growths; muscular growths resembling varti; severe thirst; hyperpyrexia; severe heaadache; pain resembling śataghni.	śataghnī	शतघ्नी
ITA-5.63.64	Swelling in throat (chronic tonsillitis)	A disorder characterized by some or all the following signs and symptoms: amalaka-sized swellings in the throat; fixed swellings; swellings with mild pain; single muscular projection in throat; numerous muscular projections in throat; difficulty in breathing; difficulty in swallowing; broad-based; severely painful swelling.	gilāyuḥ	गिलायुः
ITA-5.63.65	Throat abscess	A disorder characterized by some or all the following signs and symptoms: a swelling covering a whole part of throat; all kinds of pain; symptoms similar to tridośaja vidradhi; rapid onset and suppuration; putrid-looking discharge; discharge resembling pus.	galavidradhiḥ	गलविद्रधिः
ITA-5.63.66	Acute inflammation of hypopharyngeal region	A disorder characterized by some or all the following signs and symptoms: severe obstruction of food and water; severe swelling; hook-like swelling outside throat; hook-like swelling inside throat; heaviness of head; drowsiness/lassitude; salivation; hyperpyrexia; restricted movement of vāta.	galaughaḥ	गलौघः
ITA-5.63.67	Paralysis of vocal cords	A disorder characterized by some or all the following signs and symptoms: a feeling of entering into darkness constant respiratory distress; hoarseness of voice; dryness of throat; uncontrolled throat; obstructed/suffocated voice.	svaraghnam	स्वरघ्नम्
ITA-5.63.68	Malignant tumour of throat	A disorder characterized by some or all the following signs and symptoms: a painful spreading swelling; severe form of swelling; hanging tumour leading to death; obstruction of throat.	māṃsatānaḥ	मांसतानः (अर्बुदः)

Term ID	English term	Description	Sanskrit term in IAST*	Sanskrit term
ITA-5.63.69	Neoplasm of pharynx	A disorder characterized by some or all the following signs and symptoms: burning sensation inside the throat; needling pain; swelling; inflammation with putrified flesh; putrefied swelling inside the throat; person sleeping mostly on one side; copper-coloured swelling.	vidārī	विदारी
ITA-5.63.70	Global oral cavity disorder		sarvasaramukharogaḥ	सर्वसरमुखरोगः
5.64	**Disorders of the ear**			
ITA-5.64.1	Disorders of ear		karṇarogaḥ	कर्णरोगः
ITA-5.64.2	Ear pain; otalgia		karṇaśūlaḥ	कर्णशूलः
ITA-5.64.3	Abnormal perception of sounds, tinnitus due to mechanical reasons	A disorder characterized by hearing various kinds of sound in the ear, e.g. bugle, drum or mṛdaṅga, conch.	karṇa-nādaḥ	कर्ण-नादः
ITA-5.64.4	Deafness	A disorder characterized by deafness/hearing impairment.	bādhiryam	बाधिर्यम्
ITA-5.64.5	Abnormal perception of sounds, tinnitus due to excess excertion, depletion of structural components.	A disorder characterized by hearing whistling or high-pitched sounds; hearing a flute-like sound.	karṇa-kṣveḍaḥ	कर्ण-क्ष्वेडः
ITA-5.64.6	Otorrhoea	A disorder characterized by pus discharge from the ears.	karṇa-srāvaḥ	कर्ण-स्रावः
ITA-5.64.7	Auricular pruritis	A disorder characterized by severe itching sensation in the ear canal	karṇa-kaṇḍūḥ	कर्ण-कण्डूः

Term ID	English term	Description	Sanskrit term in IAST*	Sanskrit term
ITA-5.64.8	Impacted wax	A disorder characterized by the presence of dried śleṣma in the ear.	karṇa-gūthakaḥ	कर्ण-गूथकः
ITA-5.64.9	Tympanic perforation	A disorder characterized by some or all the following signs and symptoms: liquified wax emerging through the nose; hemicranial pain; earache; heaviness in ear; feeling of obstruction in ear; coating of liquified earwax inside ear; causing varying kinds of head disease.	karṇa-pratināhaḥ	कर्ण-प्रतिनाहः
ITA-5.64.10	Maggots in ear	A disorder characterized by some or all the following signs and symptoms: worm infestation; burning sensation in head; exudation of worms from ears; severe pain.	kṛmikarṇakaḥ	कृमिकर्णकः
ITA-5.64.11	Ear abscess		karṇa-vidradhiḥ	कर्ण-विद्रधिः
ITA-5.64.12	Otitis externa	A disorder characterized by putrefaction inside ear/ suppuration; manifestation of moistness inside ear.	karṇa-pākaḥ	कर्ण-पाकः
ITA-5.64.13	Suppurative otitis media	A disorder characterized by some or all the following signs and symptoms: putrid/offensive discharge; without or with pain; purulent discharge from ear without pain; purulent discharge from ear with pain; thick purulent discharge from ear; excessive moistness/soddening.	pūtikarṇaḥ	पूतिकर्णः
ITA-5.64.14	Oedema of ear	A disorder characterized by some or all the following signs and symptoms: abnormal hearing; itching; fixed swelling; whitish discharge; unctuous discharge; mild pain; heaviness of head; heaviness in neck region; heaviness over mandibular region; mild pain; itching inside ear; swelling around ear; preference for hot things; discharge of thick white fluid as in perichondritis if suppuration occurs.	karṇa-śophaḥ/ karṇaśothaḥ	कर्ण-शोफः/कर्णशोथः
ITA-5.64.15	Tumours of ear		karṇa-arbudaḥ	कर्ण-अर्बुदः

Term ID	English term	Description	Sanskrit term in IAST*	Sanskrit term
ITA-5.64.16	Auricular polyp		karṇa-arśaḥ	कर्ण-अर्शः
ITA-5.64.17	Ear disorder due to vitiated vata, acute otalgia	A disorder characterized by some or all the following signs and symptoms: tinnitus; severe pain in ears (atiruk; drying of wax; thin watery discharge; loss of hearing; pain around ears; intermittent pain in bouts; hemicranial headache; rigidity/ stiffness of ear; aversion to cold; suppurating after a long time; discharge of small amount of clear fluid if suppuration occurs; occasional feeling of blockage of ears.	vātajakarṇarogaḥ/ vātajakarṇaśūlam	वातजकर्णरोगः/ वातजकर्णशूलम्
ITA-5.64.18	Ear disorder due to vitiated pitta, subacute otalgia	A disorder characterized by some or all the following signs and symptoms: oedema; redness; tearing; internal burning sensation; yellowish discharge; pain in ear associated with burning sensation; desire for cold; swelling; fever; rapidly suppurating; discharge of yellowish fluid after suppuration; suppuration at fluid leakage points.	pittajakarṇarogaḥ	पित्तजकर्णरोगः
ITA-5.64.19	Ear disorders due to vitiated kapha, chronic otalgia	A disorder characterized by some or all the following signs and symptoms: abnormal hearing; itching; fixed swelling; whitish discharge; unctuous discharge; mild pain; heaviness of head; heaviness in neck region; heaviness over mandibular region; mild pain; itching inside ear; swelling around ear; preference for hot things; discharge of thick white fluid if suppuration occurs.	kaphajakarṇarogaḥ	कफजकर्णरोगः
ITA-5.64.20	Ear disorder due to vitiated tridosha, complicated otalgia	A disorder characterized by some or all the following signs and symptoms: discharge according to the predominant dosha; clinical features of all types of dosha; alternating preference for hot and cold; impaired hearing; associated with swelling; fever; severe pain; exudation of white discharge after suppuration; exudation of blackish discharge after suppuration; exudation of bloody discharge after suppuration; exudation of thick discharge after suppuration.	sannipātajakarṇarogaḥ/ sānnipātikakarṇaśūlam	सन्निपातजकर्णरोगः/ सान्निपातिककर्णशूलम्
ITA-5.64.21	Disorders of ear lobule		karṇapālirogaḥ	कर्णपालिरोगः

Term ID	English term	Description	Sanskrit term in IAST*	Sanskrit term
ITA-5.64.22	Traumatic ear lobule injury	A disorder characterized by some or all the following signs and symptoms: cracking of the skin over the swollen ear lobe; blackish swelling in ear lobe; slightly reddish swelling in ear lobe; rigid swelling in ear lobe; painful swelling in ear lobe; eg traumatic lobule injury commonly seen in older children.	paripoṭakaḥ	परिपोटकः
ITA-5.64.23	Inflammation of ear lobule	A disorder characterized by some or all the following signs and symptoms: inflammation; burning sensation; inflammation/suppuration; painful; swelling over ear lobe; vesicular eruptions on ear lobe; papules/eruptions on karṇapāli; redness of ear lobe; burning sensation in ear lobe; sodden appearance of ear lobe; bluish-black swelling over ear lobe; pain in ear lobe; burning sensation in ear lobe; suppuration of ear lobe.	utpātaḥ	उत्पातः
ITA-5.64.24	Painless oedema of ear lobule	A disorder characterized by some or all the following signs and symptoms: its association with itching; rigid swelling; painless swelling.	unmathakaḥ	उन्मथकः
ITA-5.64.25	Traumatic lobulitis due to improper ear piercing	A disorder characterized by some or all the following signs and symptoms: a swelling of the ear lobe with itching; swelling of ear lobe with burning sensation; swelling of ear lobe associated with pain; swelling of ear lobe with suppurating tendency.	duḥkhavardhanaḥ	दुःखवर्धनः
ITA-5.64.26	Pustules on ear lobe, epidermoid cyst	A disorder characterized by some or all the following signs and symptoms: mustard seed-like eruptions on ear lobe; eruptions associated with itching; manifestation of worms/ organisms in ear lobe; destruction of ear lobe tissue by organisms/worms; mustard seed-like eruptions in ear lobe with burning sensation; mustard seed-like eruptions in ear lobe associated with pain.	parilehī	परिलेही

Term ID	English term	Description	Sanskrit term in IAST*	Sanskrit term
5.65	**Disorders of the nose**			
ITA-5.65.1	Disorders of nose and paranasal sinuses		nāsārogaḥ	नासारोगः
ITA-5.65.2	Chronic rhinitis (allergic)	A disorder characterized by some or all the following signs and symptoms: obstruction of the nasal passage; smoky sensation in nose; sliminess in nose; dryness of nose; inability to recognise smell; inability to identify taste; infection with organisms; respiration with ghurghur sound; producing more distress than pīnasa roga; discharge from nose resembling a sheep; continuous discharge; slimy discharge; yellowish discharge; discharge of suppurated nasal excreta; discharge of thick nasal discharge.	apīnasaḥ	अपीनसः
ITA-5.65.3	Foul smell in nose and mouth, atrophic rhinitis.	A disorder characterized by a putrid odour emitted by the mouth; foul-smelling air from nose or ozaena.	pūtīnāsā	पूतीनासा
ITA-5.65.4	Suppurative vestibulitis	A disorder characterized by some or all the following signs and symptoms: ulceration of the nose with marked suppuration; wheal-like skin eruptions; excessive moistness of nose; burning sensation; associated with pain; suppuration of nasal soft tissue.	ghrāṇapākaḥ/ nāsāpākaḥ	घ्राणपाकः/नासापाकः
ITA-5.65.5	Purulent and sanguineous rhinitis	A disorder characterized by discharge of blood-tinged pus from the nose; burning sensation in head; headache such as chronic maxillary sinusitis.	pūyaraktam/ pūya-śoṇitam	पूयरक्तम्/पूय-शोणितम्
ITA-5.65.6	Sneezing	A disorder characterized by kapha repeatedly and noisily being expelled from the nose; vayu and kapha being forcefully and noisily expelled from nose.	kṣavathuḥ	क्षवथुः
ITA-5.65.7	Sneezing due to exogenous factors		āgantukṣavathuḥ	आगन्तुक्षवथुः

Term ID	English term	Description	Sanskrit term in IAST*	Sanskrit term
ITA-5.65.8	Thick saltish nasal discharge	A disorder characterized by excessive secretion of viscid dense mucus; excessive undigested sour secretion; excessive salty mucus discharge.	bhraṃśathuḥ	भ्रंशथुः
ITA-5.65.9	Burning sensation in nose, acute catarrhal rhinitis	A disorder characterized by some or all the following signs and symptoms: a severe burning sensation in the nose; air expired from the nose feeling like smoke; sensation as if entire nose is on fire; external part of nose feeling burnt; internal part of nose feeling burnt; tenderness/inability to tolerate touch.	dīptaḥ	दीप्तः
ITA-5.65.10	Nasal obstruction	A disorder characterized by obstruction of the nasal passage; obstructed breathing; obstructed feeling in nasal cavity; obstructed inspiration and expiration.	pratīnāhaḥ	प्रतीनाहः
ITA-5.65.11	Nasal discharge	A disorder characterized by some or all the following signs and symptoms: constant colourless watery discharge from the nose; more marked at night; clear mucus discharge; watery discharge; continuous nasal discharge; colourless discharge; thick/dense discharge; yellowish discharge; whitish discharge; thin watery discharge.	ghrāṇasrāvaḥ/ nāsāsrāvaḥ	घ्राणस्रावः/नासास्रावः
ITA-5.65.12	Excessive dryness of nasal mucosa	A disorder characterized by excessive dryness of the nose; inspiration and expiration with difficulty; feeling as if nose obstructed with śuka.	nāsāśoṣaḥ	नासाशोषः
ITA-5.65.13	Rhinitis	A disorder characterized by abdominal fullness due to constipation; headache; heaviness of body; stuffy nose; fever; cough; nausea with mucus; hoarseness of voice.	pratiśyāyaḥ/ pīnasaḥ	प्रतिश्यायः/पीनसः

Term ID	English term	Description	Sanskrit term in IAST*	Sanskrit term
ITA-5.65.14	Rhinitis due to vitiated vata	A disorder characterized by some or all the following signs and symptoms: fullness or blockage of nose; feeling as if nose is filled with dust; thin watery discharge; dryness of throat; dryness of palate; dryness of lips; pricking pain in temples; excessive sneezing tendency; loss of taste in mouth; hoarseness/weakness of voice; toothache; pain in temporal region; pain in the head; feeling as if insects crawling in supraorbital area; suppurating after a long time; discharge of cold mucus; discharge of clear mucus.	vātajapratiśyāyaḥ	वातजप्रतिश्यायः
ITA-5.65.15	Rhinitis due to vitiated pitta	A disorder characterized by some or all the following signs and symptoms: a warm yellowish discharge from the nose; emaciated/thin/malnourished; excessive paleness of body; burning sensation; excessive thirst; feeling of suddenly vomiting out a mass of fire and fumes; manifestation of eruptions inside nose; giddiness or dizziness; suppuration of nose tip; fever; discharge of dried mucus; discharge of hot mucus; coppery-coloured nasal discharge.	pittaja-pratiśyāyaḥ	पित्तज-प्रतिश्यायः
ITA-5.65.16	Rhinitis due to vitiated kapha	A disorder characterized by some or all the following signs and symptoms: copious cold mucus discharge from nose; intermittent discharge of white mucus; whitish appearance of body; whitish-coloured eyes; heaviness of head; excessive itching in throat; excessive itching in palate; excessive itching in lips; excessive itching in head; cough; loss of taste; vomiting; heaviness of body parts; sweet taste in mouth; unctuous mucus discharge; swelling in orbital region.	kaphaja-pratiśyāyaḥ	कफज-प्रतिश्यायः
ITA-5.65.17	Rhinitis due to vitiated tridosha	A disorder characterized by repeated/intermittent reoccurrences, disappearing suddenly with or without undergoing inflammation.	sannipātaja-pratiśyāyaḥ	सन्निपातज-प्रतिश्यायः

Term ID	English term	Description	Sanskrit term in IAST*	Sanskrit term
ITA-5.65.18	Chronic and recurring rhinitis	A disorder characterized by some or all the following signs and symptoms: moistening of the nose; dryness of nose; intermittent nasal blockage; intermittent clearing of nose; bad breath; inability to perceive smell; afflicting all sensory organs; diminution of agni; fever; breathlessness/difficulty in breathing; cough; pain in chest region; pain in sides of chest/flanks; intermittent relapses without apparent reason; halitosis; oedema; intermittent clearing and obstruction of nose; discharge of thickened mucus resembling pus; blackish or reddish-tinged thick mucus discharge; manifestation of long thread-like worms; manifestation of unctuous-looking worms; manifestation of whitish worms; manifestation of minute worms.	duṣṭapratiśyāyaḥ	दुष्टप्रतिश्यायः
ITA-5.65.19	Rhinitis due to vitiated blood	A disorder characterized by some or all the following signs and symptoms: a bloody discharge; coppery redness of eyes; afflicted by features of chest injury; bad odour from nose; foul odour from mouth/halitosis; inability to perceive smell; manifestation of unctuous-looking worms; manifestation of whitish worms; manifestation of minute worms; disorders of kṛmija siro roga; feeling of numbness over chest; coppery-coloured eyes; itching in ear; itching in eyes; itching in nose.	raktaja-pratiśyāyaḥ	रक्तज-प्रतिश्यायः
ITA-5.65.20	Nasal tumour	A disorder characterized by some or all the following signs and symptoms: a circular swelling over the muscles; fixed circular swelling; mild pain; large in size; broad-based; slow growing; nonsuppurating; obstructing the nasal pathway.	nāsārbudaḥ	नासार्बुदः
ITA-5.65.21	Nasal polyp	A disorder characterized by some or all the following signs and symptoms: cold catarrh; excessive sneezing; difficulty in breathing; pus discharge from nose; nasal twang in speech; headache.	nāsārśaḥ	नासार्शः

Term ID	English term	Description	Sanskrit term in IAST*	Sanskrit term
ITA-5.65.22	Nasal polyp due to vitiated vata	A disorder characterized by some or all the following signs and symptoms: the presenting part being dry; slightly red in colour; discoloration; irregular in centre; resembling kadamba flowers; resembling the wild cotton plant; tubular-like appearance; flower bud-like appearance; point of a needle-like appearance; associated with pain.	vātajanāsārśaḥ	वातजनासार्शः
ITA-5.65.23	Nasal polyp due to vitiated pitta	A disorder characterized by some or all the following signs and symptoms: the presenting part being blue; slender; spreading; yellowish tinge; looks like liver; shape resembles a parrot's tongue; barley shaped in the middle; resembling a leech's mouth.	pittajanāsārśaḥ	पित्तजनासार्शः
ITA-5.65.24	Nasal polyp due to vitiated kapha	A disorder characterized by some or all the following signs and symptoms: the presenting part being whitish; broad-based; fixed; rounded; smooth; pale white; resembling a karīra sprout; resembling a jackfruit or panasa kernel; resembling a cow's udder; not burst or discharging; causing excessive itching.	kaphajanāsārśaḥ	कफजनासार्शः
ITA-5.65.25	Nasal polyp due to vitiated tridosha		sannipātajanāsārśaḥ	सन्निपातजनासार्शः
5.66	**Disorders of the eye**			
ITA-5.66.1	Eye disorders		netrarogaḥ	नेत्ररोगः
ITA-5.66.2	Conjunctivitis		abhiṣyandaḥ	अभिष्यन्दः

Term ID	English term	Description	Sanskrit term in IAST*	Sanskrit term
ITA-5.66.3	Conjunctivitis due to vitiated vata, subacute catarrhal conjunctivitis	A disorder characterized by some or all the following signs and symptoms: a pricking sensation in the eyes; inability to move eyes; horripilation; sensation of a foreign body; roughness of eyes; burning sensation in head; dryness of eyes; cold tears; fullness of nose; less swelling; pain in temporal region; pricking type of pain in eyes; pain in region of eyebrows; pain in forehead; pulsation in temples; flickering of eyelids; flickering of eyebrows; pulsation of forehead; splitting pain in temples; splitting pain in eyes; splitting pain in eyebrows; splitting pain in forehead; dry rheum; reduced secretion of rheum; secretion of clear tears; shifting pain; difficulty in opening and closing; formication; eyes appear swollen; feeling as if being spread with tiny arrows; relief from use of hot and unctuous substances.	vātābhiṣyandaḥ	वाताभिष्यन्दः
ITA-5.66.4	Conjunctivitis due to vitiated pitta, acute catarrhal conjunctivitis	A disorder characterized by some or all the following signs and symptoms: a burning sensation; severe inflammation; longing for cold application; smoky/fuming sensation; excessive watering; warm tearing; yellow discoloration; oedema; blackish discoloration on external part of eyelids; internal moistness; yellowish tears; hot tear secretion; redness/congestion; yellowish vision; appearance of eyes resembling an alkali injury.	pittābhiṣyandaḥ	पित्ताभिष्यन्दः
ITA-5.66.5	Conjunctivitis due to vitiated kapha, purulent conjunctivitis	A disorder characterized by some or all the following signs and symptoms: lack of warmth; heaviness of eyes; swelling of eyes; itching; stickiness in eyes; whiteness; excessive coldness; frequent discharge; slimy discharge; inactivity of eyes; excessive swelling; sleep; lack of desire for food; discharge of thick rheum; discharge of unctuous rheum; excessive secretion of rheum; secretion of whitish rheum; rheum appears slimy; thick tear secretion; unctuous tear secretion; excessive tear secretion; whitish tear secretion; slimy tear secretion.	kaphābhiṣyandaḥ	कफाभिष्यन्दः

Term ID	English term	Description	Sanskrit term in IAST*	Sanskrit term
ITA-5.66.6	Conjunctivitis due to vitiated blood, acute mucopurulent conjunctivitis	A disorder characterized by some or all the following signs and symptoms: coppery lacrimation; reddish discoloration of eyes; generalized deep red vascular lines; features of pittaja abhiṣyanda; reddish tear secretion; increased vascularity; reddish rheum secretion; seeing reddish halos.	raktābhiṣyandaḥ	रक्ताभिष्यन्दः
ITA-5.66.7	Glaucoma	A disorder characterized by some or all the following signs and symptoms: feeling as if the eye is being extracted; feeling as if eye is being churned; feeling as if half the head is being extracted; feeling as if half the head is being churned; severe pain in eyes; numerous large boils; burst in the middle; horripilation; pain.	adhimanthaḥ	अधिमन्थः
ITA-5.66.8	Glaucoma due to vitiated vata, acute congestive glaucoma	A disorder characterized by some or all the following signs and symptoms: feeling as if the eye is being extracted; being churned up by an araṇi; foreign body sensation; pricking pain; splitting type of pain; intense swelling of tissue; eyeball looking muddy/turbid; feeling of constriction; feeling of bursting; raised tension; twitching; ipsilateral headache; tinnitus; giddiness or dizziness; feeling as if forehead is being churned with araṇi; feeling as if eyes are being churned with araṇi; feeling as if eyebrows are being churned with araṇi.	vātaja-adhimanthaḥ	वातज-अधिमन्थः
ITA-5.66.9	Glaucoma due to vitiated pitta, secondary glaucoma	A disorder characterized by some or all the following signs and symptoms: an eye bearing red streaks; discharge; feeling as if on fire; resembling a piece of liver; burning sensation similar to that of a wound treated with caustics; suppuration of lid margins; lid margins intensely inflamed and oedematous; perspiration; yellowish appearance; syncope or swooning; burning sensation in the head; eyes resembling burning embers.	pittaja-adhimanthaḥ	पित्तज-अधिमन्थः

Term ID	English term	Description	Sanskrit term in IAST*	Sanskrit term
ITA-5.66.10	Glaucoma due to vitiated kapha, chronic glaucoma	A disorder characterized by some or all the following signs and symptoms: inflammation of the eye without excessive congestion; discharge; itching; coldness; heaviness; sliminess; rheum; horripilation; seeing with difficulty; eye dirty as if full of dust; turbid eyes; feeling of tension in nose and headache; depressed cornea; raised sclera; excessive salivation.	kaphaja-adhimanthaḥ	कफज-अधिमन्थः
ITA-5.66.11	Glaucoma due to vitiated blood, haemorrhagic glaucoma	A disorder characterized by some or all the following signs and symptoms: the bright-red appearance of the eye resembling *Pentapetes phoenicae* flowers; weakness of eyes; tenderness of eyes; bloody discharge; pricking type of pain; all directions appearing to be on fire; eyes resembling ariṣṭa dipped in blood; fiery red eyes; reddish margins; coppery margins; pain as if being torn apart; bleeding through eye.	raktaja-adhimanthaḥ	रक्तज-अधिमन्थः
ITA-5.66.12	Panophthalmitis	A disorder characterized by some or all the following signs and symptoms: itching of the eyes; rheum; associated with watering; eyes resembling ripe udumbara; burning sensation; gooseflesh-like feeling in eyes; coppery discoloration; oedema; pricking type of pain; heaviness; repeated discharge; frequent hot tear secretion; frequent cold tear secretion; swelling of eyes; inflammation/suppuration of eyes; severe pain; spitting/excessive expectoration; frequent clear tear secretion; frequent slimy tear secretion; frequent thin tear secretion; frequent thick tear secretion.	saśophapākaḥ	सशोफपाकः
ITA-5.66.13	Non-inflammatory atrophy of the globe	A disorder characterized by having all the features of sasopha netrapaka except for swelling; less swelling.	aśophapākaḥ	अशोफपाकः
ITA-5.66.14	Atrophic bulbi following acute congestive glaucoma	A disorder characterized by severe pain; sudden shrinking of eyeball; different types of pain; injury to the visual faculty; loss of vision.	hatādhimanthaḥ	हताधिमन्थः

Term ID	English term	Description	Sanskrit term in IAST*	Sanskrit term
ITA-5.66.15	Ocular pain	A disorder characterized by some or all the following signs and symptoms: pain sometimes affecting both eyelids; sometimes pain in eyes; sometimes pain in eyebrows; distortion of eyes or vision; depressed eyeball; repeated attacks in eyebrows and eyes; severe pain.	vātaparyāyaḥ	वातपर्यायः
ITA-5.66.16	Xerophthalmia	A disorder characterized by some or all the following signs and symptoms: closed eyelids; hard eyelids; closed hard dry eyelids; blurred vision; difficulties in opening eyes; rubbing friction; pricking pain; breaking type of pain; excessive discharge of rheum; difficulty in opening eyelids; difficulty in closing eyes; dryness of eyes; desire for cold; pain; inflammation/suppuration; burning eyelids.	śuṣkākṣipākaḥ	शुष्काक्षिपाकः
ITA-5.66.17	Referred pain in eye	A disorder characterized by some or all the following signs and symptoms: pain in the eyebrows; pain in eyes; severe pain; lack of sliminess; absence of redness; absence of swelling; absence of tears.	anyatovātaḥ	अन्यतोवातः
ITA-5.66.18	Chemosis	A disorder characterized by some or all the following signs and symptoms: oedema; redness of eyes; bluish discoloration of eyes; blackish discoloration of eyes; burning sensation of eyes; inflammation/suppuration; tear secretion; sudden onset of blurred vision.	amlādhyuṣitaḥ/ amloṣitaḥ	अम्लाध्युषितः/अम्लोषितः
ITA-5.66.19	Episcleritis	A disorder characterized by some or all the following signs and symptoms: absence of pain; associated with pain; coppery-coloured lines; frequent discoloration; covered with red streaks; burning sensation with sweating and restlessness; pain; absence of swelling; absence of excessive tear secretion; absence of excessive secretion of rheum.	sirotpātaḥ/ śirotpātaḥ	सिरोत्पातः/शिरोत्पातः
ITA-5.66.20	Hyperaemia of the eyeball	A disorder characterized by thick coppery-coloured tears; thick clear tears; difficulty in vision; increased vascularity in comparison with episcleritis.	sirāpraharṣaḥ	सिराप्रहर्षः

Term ID	English term	Description	Sanskrit term in IAST*	Sanskrit term
ITA-5.66.21	Corneal ulcer	A disorder characterized by some or all the following signs and symptoms: a depression ulcer of the cornea; feeling of being pierced by needle; profuse warm discharge; severe pain; pricking pain; tear secretion; reddish discoloration of eyes; resembling ripe jambū fruits; slightly depressed.	savraṇaśukraḥ/ kṣataśuklaḥ	सव्रणशुक्रः/क्षतशुक्लः
ITA-5.66.22	Irremediable corneal ulcer	A disorder characterized by some or all the following signs and symptoms: perforation of the mid-eye; covered by granulation tissue; migrating from place to place; full of blood vessels; obstructing vision; two layers involved; reddish at the periphery; of long duration; discharge of hot tears; boils resembling green gram; lesions resembling tittiri bird feathers; severe pricking type of pain; blackishness resembling needle puncture.	asādhya-savraṇaśukraḥ	असाध्य-सव्रणशुक्रः
ITA-5.66.23	Corneal opacity	A disorder characterized by some or all the following signs and symptoms: a white spot appearing in the black spot of the eye caused by abhisyanda and not associated with excessive pain or lacrimation; associated with discharge; absence of severe pain; scanty watering of eyes; resembling a white cloud in the sky/thin cloud in the sky; sucking type of pain; resembling the moon; resembling indu; resembling a conch.	avraṇaśukraḥ	अव्रणशुक्रः
ITA-5.66.24	Reddish coloration of eye		akṣipākaḥ	अक्षिपाकः
ITA-5.66.25	Prolapsed iris or anterior staphyloma	A disorder characterized by some or all the following signs and symptoms: a mass resembling goat's stool; painful mass in cornea; reddish tinge in cornea; reddish slimy secretion; bulging out of the cornea; coppery-coloured tears; slimy lacrimation.	ajakā	अजका
ITA-5.66.26	Disorder affecting first layer of eye	A disorder characterized by blurring of vision; intermittent spontaneous clear vision.	prathama-paṭalagatadoṣaḥ	प्रथम-पटलगतदोषः

Term ID	English term	Description	Sanskrit term in IAST*	Sanskrit term
ITA-5.66.27	Disorder affecting second layer of eye	A disorder characterized by some or all the following signs and symptoms: severe impaired vision; pseudovisulization of flies; pseudovisualization of mosquitoes; pseudovisualization of hairs; pseudovisualization of webs; pseudovisualization of circles; pseudovisualization of flags; pseudovisulization of mirages; pseudovisualization of earrings; seeing various celestial objects in motion; visulization of rain and cloud; seeing darkness; distant objects appearing nearer; near objects appearing farther away; inability to locate a needle's eye even with great effort; visulazation of nonexistent things; seeing actual objects with difficulty and only by going close to them; inability to see distant or minute objects.	dvitīya-paṭalagatadoṣaḥ	द्वितीय-पटलगतदोषः
ITA-5.66.28	Disorder affecting third layer of eye	A disorder characterized by some or all the following signs and symptoms: presence of vision in an upward direction; absence of vision in a downward direction; even large objects appearing as if covered with a cloth; faces seemingly appearing with absence of ear; nose and eye; dṛṣṭi coloured according to the afflicting dosha; seeing body parts without features.	tṛtīyapaṭalagata-doṣaḥ	तृतीयपटलगत-दोषः
ITA-5.66.29	Disorder affecting fourth layer of eye	A disorder characterized by some or all the following signs and symptoms: the ability to see only the stars; ability to see clear and bright objects; complete obstruction of vision in all directions; ability to see the moon and sun; ability to see lightning in the sky; ability to visualize dazzling objects; obstruction of vision.	caturthapaṭalagata-doṣaḥ	चतुर्थपटलगत-दोषः
ITA-5.66.30	Mature cataract	A disorder characterized by ability to see only glowing objects; impariment of vision; objects appearing to be dazzling; seeing star-like objects; seeing lightning before eyes.	liṅganāśaḥ	लिङ्गनाशः
ITA-5.66.31	Mature cataract due to vitiated vata	A disorder characterized by some or all the following signs and symptoms: the mandala appearing reddish; mandala becoming unstable; irregular manḍala; unclear vision as if through dust and smoke; clear reddish discoloration of dṛṣṭi; enlarged pupil; small-sized pupil; loss of vision.	vātika-liṅganāśaḥ	वातिक-लिङ्गनाशः

Term ID	English term	Description	Sanskrit term in IAST*	Sanskrit term
ITA-5.66.32	Mature cataract due to vitiated pitta	A disorder characterized by some or all the following signs and symptoms: bluish discoloration of maṇḍala; coppery discoloration of maṇḍala; yellowish discoloration of maṇḍala; pupils appearing bluish-black in colour resembling a bee; loss of vision; eyes appearing unctuous; spitting; excessive salivation; pain; tenderness/inability to tolerate touch.	paittika-liṅganāśaḥ	पैत्तिक-लिङ्गनाशः
ITA-5.66.33	Mature cataract due to vitiated kapha	A disorder characterized by some or all the following signs and symptoms: large-size cataracts; smooth/unctuous/oily; off-white colour resembling a conch; colour resembling a jasmine flower; colour resembling the moon; mandala widening when eyes are rubbed; loss of vision; mandala resembling a shining drop of water on a moving lotus leaf; pupil constricting on sunlight; pupil dilating in shade; whitish colour resembling a lotus; whitish colour resembling a quartz crystal.	ślaiṣmika-liṅganāśaḥ	श्लैष्मिक-लिङ्गनाशः
ITA-5.66.34	Mature cataract due to vitiated blood	A disorder characterized by a pearl-coloured cataract; colour of red-lotus petal; blackish discoloration of dṛṣṭi; lustreless eyes; loss of vision; red-coloured vision.	raktaja-liṅganāśaḥ	रक्तज-लिङ्गनाशः
ITA-5.66.35	Mature cataract due to vitiated tridosha	A disorder characterized by a multicoloured cataract.	sānnipātika-liṅganāśaḥ	सान्निपातिक-लिङ्गनाशः
ITA-5.66.36	Mature cataract in which only yellow is perceived	A disorder characterized by some or all the following signs and symptoms: seeing all directions as yellow; seeing rising sun before eyes; seeing trees as if strewn with many shining fireflies; colour of glowing fire; light blue; circular lesion; yellowish-blue circular patch appearing before eyes; seeing objects as coloured yellow; seeing objects as fire.	parimlāyi-liṅganāśaḥ	परिम्लायि-लिङ्गनाशः
ITA-5.66.37	Mature cataract due to trauma	A disorder characterized by a cracked cornea; weakness of eyes; loss of vision; fatigued mind and body.	abhighātaja-liṅganāśaḥ	अभिघातज-लिङ्गनाशः
ITA-5.66.38	Daytime blindness	A disorder characterized by yellowish discoloration of eyes; seeing objects as yellow; day blindness; normal vision at night; loss of vision after sunset.	pittavidagdhadṛṣṭiḥ/ divāndhyam/ doṣāndhyam	पित्तविदग्धदृष्टिः/ दिवान्ध्यम्/दोषान्ध्यम्

Term ID	English term	Description	Sanskrit term in IAST*	Sanskrit term
ITA-5.66.39	Night blindness	A disorder characterized by all objects being perceived as white; night blindness; eyes favoured by the sun during daytime when objects can be seen.	kaphavidagdhadṛṣṭiḥ/ rātryāndhyam	कफविदग्धदृष्टिः/रात्र्यान्ध्यम्
ITA-5.66.40	Haziness of vision	A disorder characterized by seeing everything as if covered with smoke; eyes appearing dirty with cloudy appearance.	dhūmadarśī/ dhūmaraḥ	धूमदर्शी/धूमरः
ITA-5.66.41	Retinitis pigmentosa, central opacity of lens	A disorder characterized by seeing small objects with great difficulty during daytime; pupils appearing small.	hrasvajāḍyam	ह्रस्वजाड्यम्
ITA-5.66.42	Maculopathy	A disorder characterized by eyes shining like a mangoose's; seeing objects with variegated colours during daytime; inability to see objects in variegated colours at night.	nakulāndhyam	नकुलान्ध्यम्
ITA-5.66.43	Phthisis bulbi endophthalmitis	A disorder characterized by deformed eyes; eyes shrunk inwards; intense pain; constriction of ocular vessels.	gambhīrā-dṛṣṭiḥ	गम्भीरा-दृष्टिः
ITA-5.66.44	Eye disorder due to over-consumption of sour foods	A disorder characterized by moistening/soddening; itching; dirtiness.	vidagdhāmlam	विदग्धाम्लम्
ITA-5.66.45	Eye disorder with a particular cause	A disorder characterized by features of abhiṣyanda.	nimittajanya-dṛṣṭigatarogaḥ	निमित्तजन्य-दृष्टिगतरोगः
ITA-5.66.46	Eye disorder with no particular cause; unknown cause	A disorder characterized by blindness; unclear vision; colour of eye resembling a cat's-eye gem; occasional normal vision; fixed gaze; impairment of vision; bright-looking.	animittajanya-dṛṣṭigatarogaḥ	अनिमित्तजन्य-दृष्टिगतरोगः
ITA-5.66.47	Pterygium	A disorder characterized by a spreading membranous growth; thin membranous growth; membranous growth resembling blood; bluish tinge; soft membranous growth; sudden membranous growth; painless; having blackish and bloodlike lustre.	prastāryarma	प्रस्तार्यर्म
ITA-5.66.48	Pinguecula	A disorder characterized by a soft muscular growth; whitish muscular growth; even muscular growth; gradual growth of tissue.	śuklārma	शुक्लार्म

Term ID	English term	Description	Sanskrit term in IAST*	Sanskrit term
ITA-5.66.49	Progressive pterygium	A disorder characterized by muscular growth resembling a lotus; even muscular growth; glossy muscular growth; soft tissue resembling a lotus flower.	lohitārma/ kṣatārma	लोहितार्म/क्षतार्म
ITA-5.66.50	Papilloma	A disorder characterized by a spreading muscular growth; soft muscular growth; large muscular growth; muscular growth resembling liver tissue; blackish muscular growth; muscular growth resembling dry coagulated blood; spreading soft tissue.	adhimāṃsajārma	अधिमांसजार्म
ITA-5.66.51	Tumour of conjunctiva	A disorder characterized by rough muscular growth; excessively white muscular growth; muscular growth resembling tendons; spreading in nature; swelling associated with abundant fleshy tissue; dry tissue; fixed swelling.	snāyvarma	स्नाय्वर्म
ITA-5.66.52	Xerosis	A disorder characterized by blackish fleshlike dots; dots resembling muscle tissue; dots having the lustre of a pearl shell; blackish spots; yellowish spots; resembling a dirty mirror; burning sensation; pain; altered bowels/loose stools; thirst; fever.	śuktiḥ	शुक्तिः
ITA-5.66.53	Subconjunctival haemorrhage of haemangioma	A disorder characterized by a dot resembling rabbit's blood; painless; glossy.	arjunaḥ	अर्जुनः
ITA-5.66.54	Lymphangioma	A disorder characterized by raised lesions resembling waterdrops; raised growth like rice-paste; rounded.	piṣṭakaḥ	पिष्टकः
ITA-5.66.55	Haemangioma	A disorder characterized by an extensive branched network of rigid veins full of blood; covered with hard vessels; broad/ extensive; associated with blood; large network of veins; thick network of veins; reddish vascular network; raised vascular network.	sirājālaḥ	सिराजालः
ITA-5.66.56	Phlyctenular kerato-conjunctivitis	A disorder characterized by papules; network of veins; situated near the cornea; vessels associated with burning sensation; vascular growth leading to friction; increased vascular network; eruptions resembling mustard seeds.	sirājapiḍakā	सिराजपिडका

Term ID	English term	Description	Sanskrit term in IAST*	Sanskrit term
ITA-5.66.57	Conjunctival cyst	A disorder characterized by a growth resembling a water drop and having a bell metal lustre occurring in the white sclera of eye and neither soft nor painful; resembling water drops; hard swelling; painless swelling; reddish swelling; extensive swelling; heaviness; smooth/unctuous/oily.	balāsakaḥ	बलासकः
ITA-5.66.58	Acute dacrocystitis	A disorder characterized by a swelling over the medial canthus; suppurated swelling; putrid purulent discharge; thick prurulent discharge; minute wound; preceding swelling; preceding redness of eyes; swelling over medial canthus; pricking pain in inner canthus.	pūyālasaḥ	पूयालसः
ITA-5.66.59	Marginal chalazion, lacrimal cyst	A disorder characterized by some or all the following signs and symptoms: a swelling in dṛṣṭisandhiḥ; large swelling; nonsuppurative swelling; associated with itching; painless; sharp-tipped swelling; resembling bubble of alkali; broad-based swelling; smooth/unctuous/oily; body-coloured swelling; soft swelling; slimy swelling; excessive swelling.	upanāhaḥ	उपनाहः
ITA-5.66.60	Epiphora	A disorder characterized by discharge at the inner canthus; painless discharge.	srāvaḥ	स्रावः
ITA-5.66.61	Pus discharge from corners of eye	A disorder characterized by some or all the following signs and symptoms: discharge in the canthus; pus discharge; suppurative discharge from inner canthus; mixed symptoms of all dosha; discharge from inner canthus; recurrent purulent discharge; blood-mixed discharge.	pūyasrāvaḥ/ sannipātaja-srāvaḥ	पूयस्रावः/सन्निपातज-स्रावः
ITA-5.66.62	White, sticky discharge from corners of eye	A disorder characterized by white-coloured discharge; thick discharge; slimy discharge; painless discharge; profuse discharge.	śleṣmā-srāvaḥ	श्लेष्मा-स्रावः
ITA-5.66.63	Blood exudation from corners of eye	A disorder characterized by bloody discharge; warm discharge; profuse discharge; not very dense discharge; coppery-coloured discharge; profuse discharge of vitiated blood.	rakta-srāvaḥ	रक्त-स्रावः

Term ID	English term	Description	Sanskrit term in IAST*	Sanskrit term
ITA-5.66.64	Yellowish-blue exudation from corners of eye	A disorder characterized by discharge from the middle of the sandhiḥ; warm discharge; watery discharge; turmeric-coloured discharge; yellowish discharge.	pitta-srāvaḥ	पित्त-स्रावः
ITA-5.66.65	Watery exudation from corners of eye	A disorder characterized by some or all the following signs and symptoms: a watery discharge occurring at the junction of eyelids and sclera; discharge from inner canthus; pain; redness/congestion; oedema; lacrimation occurring during digestion.	jala-srāvaḥ	जल-स्रावः
ITA-5.66.66	Corneal nodules	A disorder characterized by nodules at the sclerocorneal junction; coppery-coloured swelling; thin swelling; swelling with burning sensation; swelling with pain; rounded swelling.	parvaṇikā	पर्वणिका
ITA-5.66.67	Phlyctenular kerato-conjuctivitis	A disorder characterized by some or all the following signs and symptoms: a swelling originating in the limbus region; coppery-coloured swelling; large swelling; swelling with burning sensation; swelling with pain; rounded swelling; situated in medial canthus; similar to lesions of the same name; hard eruption; red eruptions; white-coloured eruption; boil full of blisters; pain in interdigital space of feet; itching in interdigital space of foot; rotting in interdigital space of foot; burning in interdigital space of foot.	alajī	अलजी
ITA-5.66.68	Chronic blepharitis, pedicularis palpebrae	A disorder characterized by some or all the following signs and symptoms: itching of the eyelids; itching of eyelashes; worms originating from the canthus; occurrence of different types of worms; vitiation of eyes; itching of lateral canthus; itching of medial canthus; burning sensation of lateral canthus; burning sensation of medial canthus; eyelashes sticking together; pus discharge; worm-infested swelling; painful swelling; itching of eyelid margins; damaging inner parts of eye.	kṛmigranthiḥ	कृमिग्रन्थिः
ITA-5.66.69	Disorders of eyelids		vartma-rogaḥ	वर्त्म-रोगः

Term ID	English term	Description	Sanskrit term in IAST*	Sanskrit term
ITA-5.66.70	Hordeolum internum (stye)	A disorder characterized by some or all the following signs and symptoms: an inward-pointing boil; external swellling; occurring under eyelid; reddish papules/eruptions; covered with similar boils; hard; mild pain; discharge similar to spilled contents of chicken egg; large, raised boil on the outer surface of eyelid with itching; coppery red boil on the outer surface of eyelid but opening inwards.	utsaṅginī	उत्सङ्गिनी
ITA-5.66.71	Multiple styes	A disorder characterized by some or all the following signs and symptoms: boils resembling kumbhīka seeds; enlarging even after puncture; black-coloured boils; multiple boils; situated inside eyelid; tense boils on lid margin; boils bursting on lid margin; discharging boils.	kumbhīkā	कुम्भीका
ITA-5.66.72	Trachoma	A disorder characterized by some or all the following signs and symptoms: discharging boils in the eyelids; boils with itching in the eyelids; heaviness in the boils as well as eyelids; eruptions resembling red mustard seeds; painful boils in the eyelids; white-coloured boils; thick and firm lesion; oedema; excessive discharge of rheum; pain; itching; slimy lacrimation.	pothakī	पोथकी
ITA-5.66.73	Spring catarrh, granular form of trachoma	A disorder characterized by large rugous nodules; dense nodules; rough nodules; thick nodules.	vartmaśarkarā	वर्त्मशर्करा
ITA-5.66.74	Papillary form of trachoma	A disorder characterized by projections resembling eravaruka seeds appearing in the eyelids; mild pain; minute eruptions; rough boils; glossy.	arśovartma	अर्शोवर्त्म
ITA-5.66.75	Granuloma or polyp-like growth	A disorder characterized by long; rough; firm and troublesome bud-like projections; rough; stiffness of eyelids; occurring on inner side of eyelids	śuṣkārśaḥ/ lohitārśaḥ	शुष्कार्शः/लोहितार्शः

Term ID	English term	Description	Sanskrit term in IAST*	Sanskrit term
ITA-5.66.76	Stye	A disorder characterized by some or all the following signs and symptoms: burning boils in eyelids; boils with pricking pain; copper-red boils in lid margin; soft eruption; mildly painful; minute eruptions; occurring in mid-eyelid; occurring near lid margin; itching; burning sensation with sweating and restlessness; firm; green gram-sized.	añjananāmikā	अञ्जननामिका
ITA-5.66.77	Multiple Meibomian cysts	A disorder characterized by the whole eyelid being full of boils; having same colour as eyelids; even boils; large muscular growth; firm colourless boils in eyelids.	bahalavartma	बहलवर्त्म
ITA-5.66.78	Allergic oedema of the eyelid	A disorder characterized by itching; mild pricking sensation; oedema of eyelids; inability to close eyes properly.	vartmāvabandhakaḥ	वर्त्मावबन्धकः
ITA-5.66.79	Lid abscess	A disorder characterized by moist and watery eyelids; blackish discoloration; appearance resembling mud.	vartmakardamaḥ	वर्त्मकर्दमः
ITA-5.66.80	Palpebral type of spring catarrah	A disorder characterized by the eyelid becoming soft; mildly painful and copper-red in colour; mild pain; coppery discoloration; even; suddenly becoming blood-red.	kliṣṭavartma	क्लिष्टवर्त्म
ITA-5.66.81	Ecchymosis, haematoma of lid	A disorder characterized by the eyelid appearing blackish externally and internally; blackish on inside; swelling; associated with pain; burning sensation; itching; moistness.	śyāva-vartma	श्याव-वर्त्म
ITA-5.66.82	Conjunctivitis	A disorder characterized by some or all the following signs and symptoms: a painless swelling internally and externally; inwardly moist; discharge; excessive itching; pricking sensation; stiffness of eyelids; excessive secretion of waste products; fever; syncope or swooning; nonsuppuration of eyelids; repeated sticking of eyelids even if cleansed or not.	praklinnavartma/ kaphotkliṣṭa-vartma	प्रक्लिन्नवर्त्म/ कफोत्क्लिष्ट-वर्त्म
ITA-5.66.83	Mucopurulent conjunctivitis	A disorder characterized by the eyelids repeatedly sticking together even after recurrent cleansing; absence of suppuration.	apariklinnavartma/ kliṣṭa-vartma	अपरिक्लिन्नवर्त्म/ क्लिष्ट-वर्त्म

Term ID	English term	Description	Sanskrit term in IAST*	Sanskrit term
ITA-5.66.84	Lagophthalmos	A disorder characterized by the palpebral fissure remaining open; loss of mobility of lids; nonclosing of eyelids; eyes remaining closed; painful or painless.	vātāhata-vartma	वाताहत-वर्त्म
ITA-5.66.85	Polyp or papilloma of lid	A disorder characterized by some or all the following signs and symptoms: a growth situated at the lid margin; irregular/ uneven; developing into a growth; painless; hyperaemic; hanging; swelling resembling muscular lump; hard swelling; movable externally.	vartmārbudaḥ	वर्त्मार्बुदः
ITA-5.66.86	Frequent blinking	A disorder characterized by frequent blinking of the eyes; frequent closing and opening of eyes; painless.	nimeṣaḥ	निमेषः
ITA-5.66.87	Warts on eyelids	A disorder characterized by growths continuing after repeated excision; soft growths; burning sensation; itching; pain; stiffness; smooth/unctuous/oily; associated with discharge.	vartmagata-raktārśaḥ/ śoṇitārśaḥ	वर्त्मगत-रक्तार्शः/शोणितार्शः
ITA-5.66.88	Chalazion	A disorder characterized by a non-suppurating; hard; big; knotty; painless swelling in the eyelid; hardness; broad; painless swelling; itching; slimy; resembling a kola in size; pale swelling.	lagaṇaḥ	लगणः
ITA-5.66.89	Ulcerative conjunctivitis	A disorder characterized by external swelling; many minute openings on internal surface; multiple pores resembling the underground lotus stem; watery discharge internally.	bisavartma	बिसवर्त्म
ITA-5.66.90	Constriction of eyelids		kuñcanaḥ	कुञ्चनः
ITA-5.66.91	Trichiasis, entropion	A disorder characterized by some or all the following signs and symptoms: the development of sharp eyelashes; rough eyelashes; repeated rubbing of eyeball; vitiation of eye; releif on plucking/removal of eyelash; aversion to wind; aversion to sunlight; aversion to fire; constriction/spasm of the eyelids; downward-looking eyebrows; swelling of eyes due to irritation by sharp eyelash tips; burning sensation with sweating and restlessness; loss of eyelashes from their roots; distorted eyelashes; inward-turning eyelashes; redness of black cornea and white sclera.	pakṣmakopaḥ/ pakṣmoparodhaḥ	पक्ष्मकोपः/पक्ष्मोपरोधः

Term ID	English term	Description	Sanskrit term in IAST*	Sanskrit term
ITA-5.66.92	Loss of eyelashes, madarosis	A disorder characterized by itching along the margin of the eyelids; burning in eyelids; loss of eyelashes and burning sensation.	pakṣmaśātaḥ	पक्ष्मशातः
5.67	**Disorders of the head**			
ITA-5.67.1	Disorders of head	A disorder characterized by some or all the following signs and symptoms: clinical features of all types of dosha; severe pain; severe pricking pain in both temporal regions; severe pricking pain at nape of neck; breaking pain at both temporal regions; breaking pain at nape of neck; burning sensation in middle of eyebrows; burning sensation in forehead; severe pain between both eyebrows; severe pain in forehead; puncturing pain in both ears; tininitus; feeling as if eyes being extracted; feeling as if head spinning; sensation of luxation in skull region; pulsating sensation over vascular plexus; stiffness of neck; sudden onset of pain; pulsating sensation; severe headache without apparent cause; severe headache at night; headache relieved by bandage; headache relieved by fomentation; heaviness of head; locked jaw; intolerance of light/ photophobia; rhinorrhoea; sudden relief of pain; softness generated by massaging; softness generated by oil; softness generated by sudation; softness generated by bandaging.	śirorogaḥ/ śiraḥśūlam/ śirastāpaḥ/ śirobhitāpaḥ	शिरोरोगः/ शिरःशूलम्/ शिरस्तापः/ शिरोभितापः

Term ID	English term	Description	Sanskrit term in IAST*	Sanskrit term
ITA-5.67.2	Headache due to vitiated vata	Headache characterized by severe pain; severe pricking pain in both temporal regions; severe pricking pain at nape of neck; breaking pain in both temporal regions; breaking pain at nape of neck; burning sensation in middle of eyebrows; burning sensation in forehead; severe pain between both eyebrows; severe pain in forehead; puncturing pain in both ears; tininitus; feeling as if eyes being extracted; feeling as if head spinning; sensation of laxation in skull region; pulsating sensation over vascular plexus; stiffness of neck; sudden onset of pain; pulsating sensation; severe headache without apparent cause; severe headache at night; headache relieved by bandage; headache relieved by fomentation; heaviness of head; locked jaw; intolerance of light/photophobia; rhinorrhoea; sudden relief of pain; softness generated by massaging; softness generated by oil; softness generated by sudation; softness generated by bandaging.	vātaja-śirorogaḥ	वातज-शिरोरोगः
ITA-5.67.3	Headache due to vitiated pitta	Headache characterized by burning sensation in head; headache/discomfort in head; headache on exposure to cold; burning sensation in eyes; thirst; giddiness or dizziness; sweating; headache with burning sensation; headache as if studded with burning charcoal; feeling of fuming from nose; especially in night due to cold; fuming-like sensation in head; fever; syncope or swooning; softnesss at night; pain subsiding with cold/softness by cold; feeling of fuming from eyes and nose; relieved by cold; subsiding at night.	pittaja-śirorogaḥ	पित्तज-शिरोरोगः
ITA-5.67.4	Headache due to vitiated kapha	Headache characterized by mild headache; numbness in head; numbness and heaviness in head; heaviness of head; drowsiness/lassitude; lethargy; loss of taste; periorbital swelling; oedema of face; cold; feeling of being wrapped in a wet cloth; veins not pulsating; mild pain in daytime; more pain at night; itching in ear; vomiting; affected with kapha; stiffness of head; head becoming cold.	kaphaja-śirorogaḥ	कफज-शिरोरोगः

Term ID	English term	Description	Sanskrit term in IAST*	Sanskrit term
ITA-5.67.5	Headache due to vitiated tridosha	Headache characterized by pain; giddiness or dizziness; shaking of head; burning sensation; intoxication; thirst; heaviness; drowsiness/lassitude; all symptoms seen/complete expression of disease symptoms.	sannipātaja-śirorogaḥ	सन्निपातज-शिरोरोगः
ITA-5.67.6	Headache due to vitiated blood	A disorder characterized by pitta-dominant features of headache; tenderness/inability to tolerate head being touched; pitta-predominant pain.	raktaja-śirorogaḥ	रक्तज-शिरोरोगः
ITA-5.67.7	Headache due to kṛmi (worm infestation)	Headache characterized by penetrating type of pain; cutting type of pain; pain/headache; itching; oedema; diseased gait; worm manifestation; foul smell from head; pricking pain in head; severe pricking type of pain in head; pain resembling insect sting; breaking pain from inside; pulsating sensation from inside; watery blood-stained rhinorrhoea; watery rhinorrhoea with pus; severe pain; mind-disturbing pain; fever; cough; loss of strength; dryness; burning sensation; pulsating sensation; putrid smell; itching in forehead; itching in palate; itching in head; dryness/wasting/emaciation; shutting eyes; coppery nasal crust; clear nasal crust; tinnitus.	kṛmija-śirorogaḥ	कृमिज-शिरोरोगः
ITA-5.67.8	Trigeminal neuralgia	A disorder characterized by some or all the following signs and symptoms: pain in the neck region; pain in nape of neck; pain residing at eyes; pain residing at eyebrows; pain residing at temporal region; pulsating sensation at zygomatic region; eye diseases; lockjaw/catching sensation over jaw; pain in neck; severe pain in nape of neck; pain in eyes; pain in eyebrows; pain in temporal region; pulsating sensation in zygomatic region; lockjaw/catching sensation over jaw; other eye diseases.	anantavātaḥ	अनन्तवातः

Term ID	English term	Description	Sanskrit term in IAST*	Sanskrit term
ITA-5.67.9	Headache in half of head (hemicrania)	A disorder characterized by some or all the following signs and symptoms: severe pain in the neck resembling that caused by a sharp weapon; severe pain in neck resembling a sting; severe pain in eyebrows resembling that caused by sharp weapon; severe pain in eyebrows resembling a sting; severe pain in temporal region resembling that caused by sharp weapon; severe pain in temporal region resembling a sting; severe pain in ear resembling that caused by sharp weapon; severe pain in ear resembling a sting; severe pain in eyes resembling that caused by sharp weapon; severe pain in eyes resembling a sting; severe pain in one half of forehead resembling that caused by sharp weapon; severe pain in one half of forehead resembling a sting; disease progression giving rise to eye damage; disease progression giving rise to ear damage; severe breaking pain in upper part of body/head; severe pricking pain in upper part of body/head; severe giddiness; severe pain in head/upper part of body; sudden headache; fortnightly headache; headache developing about every 10 days; burning sensation in one half of head; pain developing within a month; self-limiting pain.	ardhāvabhedakaḥ	अर्धावभेदकः
ITA-5.67.10	Headache worsening and subsiding with strength of sun	A disorder characterized by some or all the following signs and symptoms: headache worsening as the day progresses; reducing towards end of day; mild pain in eyes at sunrise; mild pain in eyebrows at sunrise; severe pain in eyes;. worsening in sunlight; subsiding with cold; sometimes subsiding with hot treatment; pulsating pain in temporal region at sunrise; pulsating pain in eyes at sunrise; pulsating pain in eyebrows at sunrise; pulsating pain in forehead at sunrise; worsening at midday; pain worsening on an empty stomach; uncertain comfort with cold; uncertain comfort with hot; pain subsiding later; pain subsiding at sunset.	sūryāvartaḥ	सूर्यावर्तः
ITA-5.67.11	Severe pain at temporal region		śaṅkhakaḥ	शङ्खकः

Term ID	English term	Description	Sanskrit term in IAST*	Sanskrit term
5.68	**Dysfunctional uterine bleeding**			
ITA-5.68.1	Dysfunctional uterine bleeding	A gynaecological disorder characterized by quantitative vitiation of blood; generalized body aches; pain; weakness; giddiness or dizziness; syncope or swooning; black-outs; thirst; burning sensation; excessive talking/irrelevant speech/ incoherent speech; pallor; drowsiness/lassitude; diseases of vata; intoxication.	asṛgdaraḥ/ raktapradaraḥ	असृग्दरः/रक्तप्रदरः
ITA-5.68.2	Dysfunctional uterine bleeding due to vitiated vata	A gynaecological disorder characterized by painful frothy menses; painful scanty; painful dry; painful blackish; painful reddish-brown; painful reddish resembling palasha flower water; frothy but without pain; scanty but without pain; dry but without pain; blackish but without pain; reddish-brown but without pain; reddish resembling palasha flower water but without pain; severe back pain; severe groin pain; pain in cardiac region; pain in sides of chest/flanks; pain in back; severe pain in pelvis; scanty menstrual flow; discharge associated with vāta types of pain; discharge resembling meat washings.	vātika-asṛgdaraḥ	वातिक-असृग्दरः
ITA-5.68.3	Dysfunctional uterine bleeding due to vitiated pitta	A gynaecological disorder characterized by a bluish discharge; yellowish discharge; warm discharge; blackish discharge; constant discharge; frequent bleeding; painful; burning sensation; reddish bleeding; thirst; confusion/delirium; fever; giddiness or dizziness; red; discharging repeatedly and forcefully.	paittika-asṛgdaraḥ	पैत्तिक-असृग्दरः
ITA-5.68.4	Dysfunctional uterine bleeding due to vitiated kapha	A gynaecological disorder characterized by slimy menses; pale coloured; heavy menstrual flow; unctuous; cold in nature; thick in consistancy; mild pain; vomiting; loss of taste; nausea; breathlessness/difficulty in breathing; cough; discharge resembling semi-digested food mixed with gastric fluids; unctuous discharge resembling extract of śālmali; discharge resembling rice water.	ślaiṣmika-asṛgdaraḥ	श्लैष्मिक-असृग्दरः

Term ID	English term	Description	Sanskrit term in IAST*	Sanskrit term
ITA-5.68.5	Dysfunctional uterine bleeding due to vitiated tridosha	A gynaecological disorder characterized by symptoms of all three dosha; discharge resembling honey in colour; ghṛta-like discharge; discharge resembling haritala in colour; bone marrow-like discharge; menstrual blood with a cadaveric smell.	sannipātika-asṛgdaraḥ (raktapradaraḥ)	सन्निपातिक-असृग्दरः (रक्तप्रदरः)
5.69	**Disorders of the female genitalia**			
ITA-5.69.1	Vaginal disease	Disorders of female genitalia including the uterus.	yonirogaḥ/ yonivyāpat	योनिरोगः/योनिव्यापत्
ITA-5.69.2	Vaginal disease due to predominant vāta	A gynaecological disorder characterized by a pricking pain in the female genital organs; roughness of female genital organs; feeling as if ants are crawling over the body/ formication; numbness; exertion; menstrual flow with sound; menstrual flow with pain; frothy menstruation; dry menstruation; stiffness of female genital organs; pain; pricking type of pain; tinnitus; slightly reddish-brown menstrual flow; blackish menstrual flow; scanty menstrual flow; thin menstrual flow; feeling as if pelvis has prolapsed; pelvic pain; feeling as if sides of chest/flanks have prolapsed; pain in sides of chest/ flanks; leading to gulma; diseases according to the affected dosha. Note: yoni can indicate both the internal and external female genital organs.	vātaja-yonirogaḥ	वातज-योनिरोगः
ITA-5.69.3	Vaginal disease due to predominant pitta	A gynaecological disorder characterized by burning in female genital organs; inflammation/suppuration of female genital organs; fever; heating sensation; menstrual discharge becoming blue; yellow or black in colour; yellowish discharge; whitish discharge; very hot dishcarge; large amount of hot; offensively smelling discharge; burning in female genital organs; putrid smell in female genital organs; hot menstrual flow; heavy menstrual flow; smelling of dead body.	pittaja-yonirogaḥ	पित्तज-योनिरोगः

Term ID	English term	Description	Sanskrit term in IAST*	Sanskrit term
ITA-5.69.4	Vaginal disease due to predominant kapha	A gynaecological disorder characterized by sliminess of the female genital organs; coldness of female genital organs; itching in female genital organs; mild pain; pale-coloured female genital organs; paleness of menstrual blood; slimy menstrual flow; painless; discharge according to affected dosha.	kaphaja-yonirogaḥ	कफज-योनिरोगः
ITA-5.69.5	Vaginal disease due to vitiated tridosha	A gynaecological disorder characterized by mixed features; burning pain; colicky pain; whitish discharge; slimy menstrual flow; clinical features of all types of dosha; complications.	sannipātaja-yonirogaḥ	सन्निपातज-योनिरोगः
ITA-5.69.6	Round-shaped abscess in vagina	A gynaecological disorder characterized by a tuberous swelling filled with pus; a tuberous swelling filled with blood; a tuberous swelling resembling a nikuca fruit.	yonikandaḥ	योनिकन्दः
ITA-5.69.7	Round-shaped abscess in vagina due to vitiated vata	A gynaecological disorder characterized by a dry swelling in the external female genital organs; discoloured swelling in external genital organs; cracked swelling in external genital organs.	vātikayonikandaḥ	वातिकयोनिकन्दः
ITA-5.69.8	Round-shaped abscess in vagina due to vitiated pitta	A gynaecological disorder characterized by a tuberous swelling accompanied by a burning sensation and redness of the female external genital organs; swelling in external genital organs associated with fever; vaginal sprouts with redness.	paittikayonikandaḥ	पैत्तिकयोनिकन्दः
ITA-5.69.9	Round-shaped abscess in vagina due to vitiated kapha	A gynaecological disorder characterized by swelling resembling nila puṣpa; itching in external genital organs.	kaphajayonikandaḥ	कफजयोनिकन्दः
ITA-5.69.10	Round-shaped abscess in vagina due to vitiated tridosha	A gynaecological disorder characterized by clinical features of all types of vitiated dosas in yonikanda.	sannipātajayonikandaḥ	सन्निपातजयोनिकन्दः

Term ID	English term	Description	Sanskrit term in IAST*	Sanskrit term
5.70	**Conditions pertaining to pregnancy, peri- and postnatal periods**			
ITA-5.70.1	Fetal expulsion in fifth or sixth month of pregnancy	Miscarriage of a formed fetus in the fifth month of pregnancy; in the sixth month of pregnancy.	garbhapātaḥ	गर्भपातः
ITA-5.70.2	Fetal expulsion before fourth month of pregnancy	Miscarriage of a fetus before completing the fourth month of pregnancy.	garbhasrāvaḥ	गर्भस्रावः
ITA-5.70.3	Obstructed fetal presentation	Abnormal fetal presentation characterized by irritation of the abdomen; pain in sides of chest/flanks; pain in urinary bladder; pain in head; pain in abdomen; pain in female genital organs; borborygmi with distension; obstruction to passage of urine/retention; abortion of young fetus; discharge of blood; ocassional enlargement of fetus; abnormal fetal presentation; fetus descending to lower abdomen; fetal retention due to vitiated apāna vata.	mūḍhagarbhaḥ	मूढगर्भः
ITA-5.70.4	Obstructed fetal presentation with both hands, feet and head wedged upwards	Abnormal fetal presentation characterized by fetus seen presenting at vagina with both hands; feet and head wedged upwards; a category of compound fetal presentation. Ayurvedic literature describes this as obstructed fetal presentation resembling a wedge blocking the vagina.	kīlakaḥ	कीलकः
ITA-5.70.5	Obstructed fetal presentation with head, hands and feet presenting together	Abnormal fetal presentation characterized by emergence of fetal palms and feet; body obstructed; resembling horse's hoof; a category of compound fetal presentation. Ayurvedic literature describes this as obstructed fetal presentation resembling a horse's hoof.	pratikhuraḥ	प्रतिखुरः
ITA-5.70.6	Obstructed fetal presentation with the head and one hand presenting	Abnormal fetal presentation characterized by emergence of fetal head and one hand; a category of compound fetal presentation. Ayurvedic literature describes this as obstructed foetal presentation resembling a sprouting seed.	bījakaḥ	बीजकः

Term ID	English term	Description	Sanskrit term in IAST*	Sanskrit term
ITA-5.70.7	Obstructed fetal presentation with fetus in a transverse lie	Abnormal fetal presentation characterized by a fetus in a tranverse lie with obstructed passage.	parighaḥ	परिघः
ITA-5.70.8	Intrauterine fetal death	Death of fetus in the uterus characterized by feeling as if the abdomen is wrapped in a wet cloth; stiff abdomen; stretched abdomen; abdomen cold to touch; stony hard fetus; absence of fetal movements; severe pain; no labour pain; no discharge from yoni; sluggish eyes; distressed mother; giddiness or dizziness; difficulty in breathing; distress/discontent/ restlessness; improper manifestation of natural urges; cessation of labour pain; blackishness or cyanosis; pallor; foetid smell on breath; colicky pain in abdomen; inflated abdomen; thirst; difficulty in breathing; exhaustion without exertion; mother crying constantly; sleeplessness; difficulty in breathing.	mṛtagarbhaḥ	मृतगर्भः
ITA-5.70.9	Puerperal disorder	A disorder characterized by generalized body aches; fever; tremors; thirst; heaviness of body; swelling of body; colicky pain in abdomen; diarrhoea.	sūtikārogaḥ	सूतिकारोगः
ITA-5.70.10	Breast milk vitiated by vāta	A disorder characterized by breast milk giving rise to constipation in children; causing retention of urine in children; astringent taste; immediately dissolving in water; dry in nature.	vātajakṣīradoṣaḥ	वातजक्षीरदोषः
ITA-5.70.11	Breast milk vitiated by kapha	A disorder characterized by breast milk which is thick/dense; slimy; sinking in water; slightly salty in taste; thick.	kaphajakṣīradoṣaḥ	कफजक्षीरदोषः
ITA-5.70.12	Breast milk vitiated by pitta	A disorder characterized by breast milk which is sour in taste; pungent taste; with yellowish streaks; causing burning sensation in child; hot in nature; salty taste.	pittajakṣīradoṣaḥ	पित्तजक्षीरदोषः
ITA-5.70.13	Breast milk vitiated by tridosha		sannipātajakṣīradoṣaḥ	सन्निपातजक्षीरदोषः

Term ID	English term	Description	Sanskrit term in IAST*	Sanskrit term
5.71	**Paediatric disorders**			
ITA-5.71.1	Paediatric diseases	Diseases of children aged between birth and 16 years.	bālarogaḥ	बालरोगः
ITA-5.71.2	Ophthalmia neonatorum	A disorder characterized by some or all the following signs and symptoms: swelling of the eyes; coppery redness of eyes; inability to see; pain in eyelids; stickiness of eyelids; rubbing of ears; rubbing of eyes; rubbing of nose; frontal headache; pain in eyes; irritation in nose; photophobia; difficulty in opening eyes.	kukūṇaka	कुकूणकः
ITA-5.71.3	Malnutrition disorder	A disorder characterized by some or all the following signs and symptoms: diminution of digestive power; loss of taste; emaciation; cough; abdominal enlargement; drowsiness/ lassitude; giddiness or dizziness; vomiting.	pārigarbhikaḥ	पारिगर्भिकः
ITA-5.71.4	Dehydration of palate	A disorder characterized by some or all the following signs and symptoms: depression/sinking of anterior fontanelle; depression of palate; aversion to breast milk; difficulty in sucking; loose stools; thirst; itching in mouth; pain in eyes; inability to hold neck; vomiting.	tālukaṇṭakaḥ	तालुकण्टकः
ITA-5.71.5	Paediatric erysipelas		mahāpadmaḥ	महापद्मः
ITA-5.71.6	Nodular skin disease of children	A disorder characterized by hard nodules/papular lesions; painless nodule; nodule resembling green gram in size; skin-coloured nodule; waxy/unctuous nodule.	ajagallikā	अजगल्लिका
ITA-5.71.7	Napkin rash	A disorder characterized by some or all the following signs and symptoms: itching; sudden appearance of blisters; secretion from vesicles on itching; worsening of lesion on merging. A disorder that is generally due to unhygienic conditions or napkin allergy.	ahipūtana	अहिपूतन

Term ID	English term	Description	Sanskrit term in IAST*	Sanskrit term
ITA-5.71.8	Neurological symptoms due to external invisible factors	A disorder characterized by some or all the following signs and symptoms: the sudden onset of agitation in the baby; sudden onset of fearfulness in baby; sudden onset of crying; gouging or scratching wet-nurse or mother; biting wet-nurse or mother; scratching or gouging own body; biting him or herself; upward movement of eyes; teeth-gnashing; cooing sound; yawning; hasty movements of eyebrows; teeth-grinding; drooping of lips; frothy vomiting; severe weakness; staying awake at night; swelling of eyes; altered stools/loose motions; hoarse voice; smelling of meat and blood; aversion to food/breast milk; lacrimation from one eye; convulsive movements of limbs; sweating; body smelling of blood; diminished crying; facial paralysis; fearfullness; aversion to breast milk; twitching of limbs; smelling of wound; ptosis of one eye; flickering of one eye; anxious; quickening of eye movements; constipation; frequent shaking of head; hemiplegia/hemiparesis; stiffness of body; bending/drooping of neck; crying with hoarse voice; vomiting of saliva; odour of animal fat; odour of blood; making fists; hard stool; movement of one eye brow; movement of one cheek; reddness of both eyes; lameness; death.	skandagrahaḥ	स्कन्दग्रहः
ITA-5.71.9	Epilepsy-like symptoms due to external invisible factors	A disorder characterized by some or all the following signs and symptoms: frequent episodes of unconsciousness; pricking of hairs; drooping of neck; bending of body; yawning; faecal excretion; urination; frothy vomiting; upward movement of eyes; involuntary movements of hands; involuntary movements of eyebrows; biting of mother's breast; biting of own tongue; inflammation; fever; sleeplessness; odour of pus and blood; excessive crying after regaining consciousness; episodes of unconsciousness; involuntary movements of hands and feet; body smelling of pus or blood; frothy vomitus.	skandāpasmāraḥ	स्कन्दापस्मारः

Term ID	English term	Description	Sanskrit term in IAST*	Sanskrit term
ITA-5.71.10	Symptom complex resembling bacterial infection of the skin due to external invisible factors	A disorder characterized by some or all the following signs and symptoms: a smell of birds emanating from the body; generalized discharging lesions; flaccidity/laxity; blisters with burning sensation spread over body; blisters with suppuration spread over body; afflicted with skin lesions due to injuries or trauma; diarrhoea; tongue ulcer; palate ulcer; throat ulcer; repeated blisters on joints; manifesting at any time; stomatitis; proctitis; fever; smelling of shakuni (a type of bird).	śakunīgrahaḥ	शकुनीग्रहः
ITA-5.71.11	Symptom complex resembling juvenile pernicious anaemia due to external invisible factors	A disorder characterized by some or all the following signs and symptoms: black-bluish discoloration; rubbing of ears; rubbing of eyes; rubbing of nose; cough; hiccups; irregular movement of eyes; deviation of mouth; redness of face; goat-like odour; fever; dryness/wasting; greenish faeces; loose stools; limbs covered with ulcers; limbs covered with blisters; muddy odour; bloody discharge; stools not well formed; burning sensation; excessive paleness of body; stomatitis; suffering with pain; easily afflicted.	revatīgrahaḥ	रेवतीग्रहः
ITA-5.71.12	Fever, retention of urine due to external invisible factors	A disorder characterized by some or all the following signs and symptoms: crying; vomiting; shivering of body; drowsiness/lassitude; wakefulness at night; hiccups; abdominal distension; altered bowels/loose stools; thirst; retention of urine; flaccidity/laxity; horripilation; crow-like smell; sleepiness in daytime; thirst; involuntary sideways glance.	pūtanāgrahaḥ	पूतनाग्रहः
ITA-5.71.13	Diarrhoea, fever, insomnia, emaciation complex due to external invisible factors	A disorder characterized by some or all the following signs and symptoms: diarrhoea; cough; vomiting; fever; thirst; odour of animal fat; aversion to breast milk; abnormal colour of body; constant downward gaze; sour smell; insufficient sleep; altered stools/loose motions; discoloration of body; bad odour; emaciation; tired eyes; severe pain in eyes; itching of eyes; stye; swelling of eyes; hiccups; agitation; harsh voice; shivering/tremors; fishy smell from body.	andhapūtanāgrahaḥ	अन्धपूतनाग्रहः

Term ID	English term	Description	Sanskrit term in IAST*	Sanskrit term
ITA-5.71.14	Assymmetric body temperature, excess sleep due to external invisible factors	A disorder characterized by some or all the following signs and symptoms: diarrhoea; cough; weakness; vomiting; eye diseases; bad odour; frequent trembling of body; agitated; tremors; crying; involuntary sideways glance; thirst; borborygmi; smell of raw meat/animal fat; cold on one side but warm on other side of body; obstructed; clinging to mother and sleeping.	śītapūtanāgrahaḥ	शीतपूतनाग्रहः
ITA-5.71.15	Prominent veins, shiny face due to external invisible factors	A disorder characterized by some or all the following signs and symptoms: venous prominences on the body; pale complexion of face; polyphagia; urine/cow urine odour; exhausted body; tender palms; tender soles; shiny face; bluish-black venous prominence on abdomen; agitation; dark-coloured veins on abdomen; fever; aversion to food/milk; tired body.	mukhamaṇḍikāgrahaḥ	मुखमण्डिकाग्रहः
ITA-5.71.16	Syncope, constant fever, tremors due to external invisible factors	A disorder characterized by some or all the following signs and symptoms: teeth-grinding/teeth-biting; syncope or swooning; bad odour; frothy vomitus; involuntary bending from abdomen; agitation; crying; upward gaze; constant fever; odour of animal fat; unconsciousness; abdominal distension; shaking of hands; shaking of legs; thirst; clenching of fist; diarrhoea; feeble voice; discoloration; cooing sound; vomiting; cough; hiccups; insomnia; dry throat; dry mouth; sound of hollow cough; biting of lips; contracture of body parts; stiffness; goat-like odour; involuntary upward gaze and laughing; swelling of eye.	naigameṣagrahaḥ	नैगमेषग्रहः
5.72	**Poisoning**			
ITA-5.72.1	Poisoning		viṣaḥ	विषः
ITA-5.72.2	Vegetable poison	Poisoning characterized by fever; hiccups; tenderness or sensitive teeth/dental hyperaesthesia; choking sensation in throat; frothy vomiting; restlessness; breathlessness/difficulty in breathing; syncope or swooning.	sthāvaraviṣaḥ	स्थावरविषः

Term ID	English term	Description	Sanskrit term in IAST*	Sanskrit term
ITA-5.72.3	Animal poison	Poisoning characterized by sleep; drowsiness/lassitude; exhaustion without exertion; burning sensation; inflammation/ suppuration; horripilation; oedema; diarrhoea; indigestion.	jaṅgamaviṣaḥ	जङ्गमविषः
ITA-5.72.4	Poisonous roots	Poisoning characterized by pains/convulsive movements of limbs; excessive talking/irrelevant speech/incoherent speech; confusion/delirium.	mūlaviṣaḥ	मूलविषः
ITA-5.72.5	Poisonous leaves	Poisoning characterized by yawning; convulsive movements of body; breathlessness/difficulty in breathing.	patra-viṣaḥ	पत्र-विषः
ITA-5.72.6	Poisonous fruits	Poisoning characterized by scrotal oedema; burning sensation; aversion to food.	phalaviṣaḥ	फलविषः
ITA-5.72.7	Poisonous flowers	Poisoning characterized by vomiting; abdominal distension; confusion/delirium.	puṣpa-viṣaḥ	पुष्प-विषः
ITA-5.72.8	Poisonous barks	Poisoning characterized by halitosis; roughness/dryness; headache; secretion of mucus.	tvak-viṣaḥ	त्वक्-विषः
ITA-5.72.9	Poisonous resinous exudates	Poisoning characterized by halitosis; roughness/dryness; headache; secretion of mucus.	sāra-viṣaḥ	सार-विषः
ITA-5.72.10	Poisonous gums; resins	Poisoning characterized by halitosis; roughness/dryness; headache; secretion of mucus.	niryāsa-viṣaḥ	निर्यास-विषः
ITA-5.72.11	Poisonous latexes	Poisoning characterized by frothing from mouth; altered stools/loose motions; heaviness of tongue.	kṣīra-viṣaḥ	क्षीर-विषः
ITA-5.72.12	Poisonous minerals	Poisoning characterized by precordial pain/cardiac pain; syncope or swooning; burning sensation in palate.	dhātu-viṣaḥ	धातु-विषः

Term ID	English term	Description	Sanskrit term in IAST*	Sanskrit term
ITA-5.72.13	Cumulative poisoning with mild effect over time	Poisoning characterized by loose stools; change in normal complexion; foul odour from mouth; altered taste in mouth; thirst; syncope or swooning; vomiting; stuttering/stammering; sadness/depression; abdominal distension due to vitiated tridosha; loss of hair from all parts of body; sense of intoxication after meal; indigestion; loss of taste; circular eruptions; wheal-like skin eruptions; confusion/delirium; diminution of dhātu/emaciation; pedal oedema; swelling in hands; swelling of mouth; clinical features of ascites; diarrhoea; discoloration; clinical features of intermittent fever; excessive thirst; psychosis; borborygmi with distension; loss of bodily secretions; skin diseases; red coloration; clinical features resembling psoriasis; oedema; pallor; haemorrhoids; extreme wasting of muscles/diminution of muscle mass; breathlessness/difficulty in breathing; abdominal swelling; fever; leading to death; the poison becomes less potent following treatment but not eliminated from the system.	Dūṣīviṣaḥ/ kṛtrimaviṣaḥ	दूषीविषः/कृत्रिमविषः
ITA-5.72.14	Cumulative poisoning with mild effect over time, poison lodged in intestines	Poisoning characterized by vāta pitta disorders; hair loss from head and body; individual resembling a bird with withered wings.	Pakvāśayastha-dūṣīviṣam	पक्वाशयस्थ-दूषीविषम्
ITA-5.72.15	Cumulative poisoning with mild effect over time, poison lodged in the tissues	Poisoning characterized by ailments due to involvement of fundamental structural components, e.g. when poison is associated with primary circulating nutrient fluid (rasa) there will be aversion to food/anorexia.	dhātugata-dūṣīviṣam	धातुगत-दूषीविषम्
ITA-5.72.16	Poisoning due to spider bite		lūtāviṣaḥ	लूताविषः

Term ID	English term	Description	Sanskrit term in IAST*	Sanskrit term
ITA-5.72.17	Poisoning due to rat bite	Poisoning characterized by nodular swelling; oedema; resembling lotus seed; circular patches; intense growth of papules; spreading cellulitis/erysipelas; clinical features of kiṭibha; breaking type of pain in small joints; severe pain; syncope or swooning; bodily exhaustion or tiredness/inability to perform physical activities; fever; weakness; loss of taste; breathlessness/difficulty in breathing; vomiting; horripilation; bleeding from bite site; pallor; burning sensation.	mūṣikāviṣaḥ/ ākhuviṣaḥ	मूषिकाविषः/आखुविषः
ITA-5.72.18	Slow, chronic spider poisoning	Poisoning characterized by loose stools; change in normal complexion; foul odour from mouth; altered taste in mouth; thirst; syncope or swooning; vomiting; stuttering/ stammmering; sadness/depression; abdominal distension due to vitiated tridosha; loss of hair from all parts of body; sense of intoxication after meal; indigestion; loss of taste; circular eruptions; wheal-like skin eruptions; confusion/delirium; diminution of dhātu/emaciation; pedal oedema; swelling of hands; swelling of mouth; clinical features of ascites; diarrhoea; discoloration; clinical features of intermittent fever; excessive thirst; psychosis; borborygmi with distension; loss of bodily secretions; stuttering/stammmering; skin diseases; red coloration; clinical features resembling psoriasis; oedema; pallor; haemorrhoids; extreme wasting of muscles/diminution of muscle mass; breathlessness/difficulty in breathing; abdominal swelling; fever; leads to death; the poison becomes less potent following treatment but not eliminated from the system.	dūṣīviṣa-lūtādaṣṭaḥ	दूषीविष-लूतादष्टः
ITA-5.72.19	Poisoning due to scorpion bite	Poisoning characterized by a burning sensation resembling fire; rapidly spreading in an upward direction; pain remaining at bite site; instantly severe pain; brownish discoloration at bite site; pricking type of pain at bite site; splitting type of pain at bite site.	vṛścikaviṣaḥ	वृश्चिकविषः

Term ID	English term	Description	Sanskrit term in IAST*	Sanskrit term
ITA-5.72.20	Poisoning due to two or more ingredients in combination	Poisoning characterized by pallor; emaciation; insufficient digestive power/capacity; discomfort in vital organs; affliction of marma; swelling in hands; pedal oedema; abdominal enlargement; diseases due to malfunctioning grahaṇi; phthisis; palpable glandular enlargement in abdomen/ abdominal lump; wasting; fever; oedema; insanity; haemorrhoids.	garaviṣaḥ	गरविषः
ITA-5.72.21	Poisoning due to rabid dog bite	Poisoning characterized by numbness; blackish bleeding; precordial pain/cardiac pain; headache; fever; rigidity/ stiffness; thirst; syncope or swooning.	alarkaviṣaḥ	अलर्कविषः
ITA-5.72.22	Poisoning due to contact with an insect	Poisoning characterized by the formation of round protuberance; oedema; fever; itching; loss of taste.	kīṭaviṣaḥ	कीटविषः
ITA-5.72.23	Reaction due to contact with a frog	Poisoning characterized by itching at site; yellowish froth from mouth; burning sensation; vomiting; syncope or swooning; sleep.	maṇḍūkadaṣṭaḥ	मण्डूकदष्टः
ITA-5.72.24	Reaction due to ant bite	Poisoning characterized by swelling at bite site; burning sensation; oedema.	pipīlikā-daṣṭaḥ	पिपीलिका-दष्टः
ITA-5.72.25	Reaction due to lizard bite	Poisoning characterized by brownish discoloration; blackish discoloration of body; variegated coloration; confusion/ delirium; altered bowels/loose motions.	kṛkalāsadaṣṭaḥ	कृकलासदष्टः
ITA-5.72.26	Poisonous leech bite	Poisoning characterized by itching; oedema; fever; syncope or swooning.	saviṣa-jalaukādaṣṭaḥ	सविष-जलौकादष्टः
ITA-5.72.27	Contact with or consumption of poisonous fish	Poisoning characterized by burning sensation; swelling at the site; pain in situ.	saviṣa-matsyadaṣṭaḥ	सविष-मत्स्यदष्टः
ITA-5.72.28	Reaction due to contact with household lizard	Poisoning characterized by burning sensation; pricking pain; perspiration; oedema.	gṛhagodhikādaṣṭaḥ	गृहगोधिकादष्टः

Term ID	English term	Description	Sanskrit term in IAST*	Sanskrit term
ITA-5.72.29	Reaction due to sting of honeybee	Poisoning characterized by itching; oedema; burning sensation; pain; brownish-coloured papules; fever; death.	makṣikā-daṣṭaḥ	मक्षिका-दष्टः
ITA-5.72.30	Reaction due to sting of mosquito	Poisoning characterized by severe itching; swelling at bite site; mild pain.	maśaka-daṣṭaḥ	मशक-दष्टः
ITA-5.72.31	Reaction due to sting of centipede	Poisoning characterized by oedema; pain; burning sensation in precordial/cardiac region; burning sensation; syncope or swooning; appearance of whitish papules.	śatapadī-daṣṭaḥ	शतपदी-दष्टः
5.73	**Injuries**			
ITA-5.73.1	Injury of vulnerable locations	A disorder characterized by some or all the following signs and symptoms: giddiness or dizziness; excessive talking/ irrelevant speech/incoherent speech; falling down; fainting/ severe confusion; uncoordinated movements; nonfunctioning of the mind as in sleep; feeling of warmth; flaccidity/laxity; syncope or swooning; upward movement of vata; severe breaking type of pain; bloody discharge resembling meat washings; cessation of all sense organ functioning; fatigued mind and body.	marmaviddhaḥ/ marmābhighātaḥ/ marmakṣataḥ	मर्मविद्धः/ मर्माभिघातः/मर्मक्षतः
ITA-5.73.2	Foreign body in the skin	A disorder due to presence of foreign body in the skin; characterized by discoloration; elongated prominent swelling; hard swelling.	tvaggata-śalyaḥ	त्वग्गत-शल्यः
ITA-5.73.3	Foreign body in the muscle	A disorder due to presence of foreign body in the muscle; characterized by sucking type of pain; inflammation/ suppuration; increase in swelling; failure of foreign body pathway to heal; inability to bear touching/pressing.	māṃsagata-śalyaḥ	मांसगत-शल्यः
ITA-5.73.4	Foreign body between the muscles	A disorder due to presence of foreign body between the muscles; characterized by inflammation/suppuration; failure of foreign body pathway to heal; inability to bear touching/pressing.	peśyantaragata-śalyaḥ	पेश्यन्तरगत-शल्यः

Term ID	English term	Description	Sanskrit term in IAST*	Sanskrit term
ITA-5.73.5	Foreign body in the veins	A disorder due to presence of foreign body in the veins; characterized by engorgement; pain in veins; swelling.	sirāgata-śalyaḥ	सिरागत-शल्यः
ITA-5.73.6	Foreign body in the ligaments, and tendons	A disorder due to presence of foreign body in the ligaments; characterized by redness/congestion/inflammation; forceful flow of fluid on cutting tendons; associated with severe pain.	snāyugata-śalyaḥ	स्नायुगत-शल्यः
ITA-5.73.7	Foreign body in the joints	A disorder due to presence of foreign body in the joints; characterized by loss of joint functions; inability to perform flexion/extension movements.	sandhigata-śalyaḥ	सन्धिगत-शल्यः
ITA-5.73.8	Foreign body in the bones	A disorder due to presence of foreign body in the bones; characterized by a feeling of fullness; various types of pain; oedema.	asthigata-śalyaḥ	अस्थिगत-शल्यः
ITA-5.73.9	Foreign body in the arteries	A disorder due to presence of foreign body in the arteries; characterized by foamy/frothy bleeding; expulsion of vayu with sounds; generalized body aches; thirst; nausea.	dhamanīgata-śalyaḥ	धमनीगत-शल्यः
ITA-5.73.10	Foreign body in the alimentary canal	A disorder due to presence of foreign body in the alimentary canal; characterized by borborygmi with distension; gurgling intestinal sounds/borborygmi; appearance of food at the wound opening; appearance of faeces at the wound opening; appearance of urine at the wound opening.	koṣṭhagata-śalyaḥ	कोष्ठगत-शल्यः
ITA-5.73.11	Unripe swelling, pre-pus formation stage.	A disorder characterized by reduced swelling; induration; normal skin coloration; mild pain; hypothermia/mild warmth or cold swelling; stable oedema.	āmaśophaḥ	आमशोफः
ITA-5.73.12	Injury to perineal raphe		sevanī-chedaḥ	सेवनी-छेदः
ITA-5.73.13	Stab injury		bhinna-sadyovraṇaḥ	भिन्न-सद्योव्रणः

Term ID	English term	Description	Sanskrit term in IAST*	Sanskrit term
ITA-5.73.14	Injury of visceral organs	A disorder characterized by some or all the following signs and symptoms: kośta which become filled with blood; fever; burning sensation; urethral bleeding; rectal bleeding; haematemesis/haemoptysis; epistaxis; syncope or swooning; breathlessness/difficulty in breathing; thirst; abdominal distension; aversion to food; faecal retention; obstruction to passage of urine/retention; retention of vata/flatus; loss of perspiration; redness of eyes; metallic odour from the mouth; foul body smell; precordial/cardiac region pain; pain in sides of chest/flanks; fever.	koṣṭha-abhighātaḥ/ bhinnaḥ	कोष्ठ-अभिघातः/भिन्नः
ITA-5.73.15	Accumulation of blood in the thoraco-abdominal cavity due to injury		raktapūrṇakoṣṭhaḥ	रक्तपूर्णकोष्ठः
ITA-5.73.16	Accumulation of blood in the stomach due to injury	A disorder characterized by vomiting blood/haemetemesis; severe bloating; severe exquisite sharp pain/colic.	āmāśayastha-rudhiraḥ	आमाशयस्थ-रुधिरः
ITA-5.73.17	Accumulation of blood in the large intestine due to injury	A disorder characterized by heaviness; heaviness below the umbilicus; bleeding through orifices; pain; coldness; coldness in lower abdomen.	pakvāśayastha-rudhiraḥ	पक्वाशयस्थ-रुधिरः
ITA-5.73.18	Irremediable internal visceral injury	A disorder characterized by expiration of cold air; internal bleeding; cold legs; cold hands; cold face; reddish-coloured eyes.	asādhya-koṣṭhabhedaḥ	असाध्य-कोष्ठभेदः
ITA-5.73.19	Penetrating or puncturing deep injury	A disorder characterized by a foreign body which may remain either protruding or have exited through the wound.	viddhaḥ	विद्धः
ITA-5.73.20	Penetrating or puncturing deep injury to vessels		sirāviddhaḥ	सिराविद्धः

Term ID	English term	Description	Sanskrit term in IAST*	Sanskrit term
ITA-5.73.21	Penetrating or puncturing deep injury to ligaments	A disorder characterized by a flexion deformity/humpback; inability to move; a slowly healing wound; severe pain; weakness of limbs.	snāyuviddhaḥ	स्नायुविद्धः
ITA-5.73.22	Injury to movable and immovable joints		calācala-sandhikṣataḥ	चलाचल-सन्धिक्षतः
ITA-5.73.23	Injury or damage to the body channels		srotoviddhaḥ	स्रोतोविद्धः
ITA-5.73.24	Injury to the conduit for vital life force	A disorder characterized by flexion/bending of body; semiconsciousness or stupefaction; vertigo; shivering/ tremors; screaming; death.	prāṇavahasrotoviddhaḥ	प्राणवहस्रोतोविद्धः
ITA-5.73.25	Injury to the gastrointestinal tract	A disorder characterized by abdominal distension; aversion to food; vomiting; blindness; pain; thirst; death.	annavahasrotoviddhaḥ	अन्नवहस्रोतोविद्धः
ITA-5.73.26	Injury to the water-carrying channels		udakavahasrotoviddhaḥ	उदकवहस्रोतोविद्धः
ITA-5.73.27	Injury to the channels carrying nutrient fluids	A disorder characterized by dryness/wasting/emaciation; clinical features resembling an injury to prāṇavāha srotas; flexion/bending of body; semiconsciousness or stupefaction; vertigo; shivering/tremors; screaming; death.	rasavahasrotoviddhaḥ	रसवहस्रोतोविद्धः
ITA-5.73.28	Injury to the channels carrying blood	A disorder characterized by black discoloration of body; fever; burning sensation; pallor; bleeding/haemorrhage; redness of the eyes.	raktavahasrotoviddhaḥ	रक्तवहस्रोतोविद्धः
ITA-5.73.29	Injury to the channels that nourish muscles		māṁsavahasrōtōviddhaḥ	मांसवहस्रोतोविद्धः
ITA-5.73.30	Injury to the channels carrying fat	A disorder characterized by perspiration; oiliness of body; dryness of palate; nonpitting oedema; thirst.	medovahasrotoviddhaḥ	मेदोवहस्रोतोविद्धः
ITA-5.73.31	Injury to the channels that nourish bone		asthivahasrotoviddhaḥ	अस्थिवहस्रोतोविद्धः

Term ID	English term	Description	Sanskrit term in IAST*	Sanskrit term
ITA-5.73.32	Injury to the channels of the genital system	A disorder characterized by inability to perform the sexual act/ impotence; delayed ejaculation; blood-tinged semen.	śukravahasrotoviddha	शुक्रवहस्रोतोविद्ध
ITA-5.73.33	Injury to the channels of the menstrual system	A disorder characterized by sterility; dyspareunia; absence of menstruation.	ārtavavahasrotoviddhaḥ	आर्त्तववहस्रोतोविद्धः
ITA-5.73.34	Injury to the channels of the urinary system	A disorder characterized by retention of urine; distended basti; stiffness of penis.	mūtravahasrotoviddhaḥ	मूत्रवहस्रोतोविद्धः
ITA-5.73.35	Injury to the channels of the gastrointes-tinal system	A disorder characterized by borborygmi with distension; bad smell; nodularity.	purīṣavahasrotoviddhaḥ	पुरीषवहस्रोतोविद्धः
ITA-5.73.36	Multiorgan injuries		sarvāṅgābhighataḥ	सर्वाङ्गाभिहतः
ITA-5.73.37	Urethral injury		mūtrapraseka-kṣaṇanam	मूत्रप्रसेक-क्षणनम्
ITA-5.73.38	Head injury	A disorder characterized by some or all the following signs and symptoms: torticollis/stiffness of neck; facial paralysis; agitation of eyes; confusion/delirium; cramps; loss of motor activities; cough; breathlessness/difficulty in breathing; lockjaw/catching sensation over jaw; muteness/inability to speak; stuttering/stammmering; closure of eyelids; twitching of cheek muscles; yawning; excessive salivation; aphasia; facial grimaces.	śirobhighātaḥ	शिरोभिघातः
ITA-5.73.39	Injury to the urinary bladder	A disorder characterized by some or all the following signs and symptoms: spiralling spasm in the urinary bladder or basti; upward movement of vata in the abdomen; palpable glandular enlargement in abdomen/abdominal lump; hard tumour caused by vata; bladder spasticity; stasis of flatus; stasis of urine; stasis of faeces; pain in groin; penile pain; colicky pain in urinary bladder or basti; catching sensation in umbilical region; catching sensation in lower abdominal region; catching sensation in anus; catching sensation in the pelvis.	basti-abhighātaḥ	बस्ति-अभिघातः

Term ID	English term	Description	Sanskrit term in IAST*	Sanskrit term
ITA-5.73.40	Injury to the seminal passages	Injury to the bulbo-urethral glands; seminal vescicles or epididymis.	muṣkasroto abhighātaḥ	मुष्कस्रोतोऽभिघातः
ITA-5.73.41	Frostbite		śītābhihataḥ	शीताभिहतः
5.74	**Disorders related to faulty diet and eating habits**			
ITA-5.74.1	Disorders due to unwholesome diet		āhāravaiṣamyam	आहारवैषम्यम्
ITA-5.74.2	Disorder due to insufficient or suboptimal food intake	A disorder characterized by some or all the following signs and symptoms: emaciation; insatiability; upward movement of vāta; death; impotence; lack of vigour/energy; affliction of body; affliction of manas/mind; affliction of buddhi/intellect; affliction of sense organs; loss of sāra; loss of wealth/beauty; eighty types of vāta diseases; constipation.	hīnamātrāhāraḥ	हीनमात्राहारः
ITA-5.74.3	Disorder due to excessive or supraoptimal food intake	A disorder characterized by some or all the following signs and symptoms: syncope or swooning; diarrhoea; vomiting; thirst; colicky pain in abdomen; giddiness or dizziness; cramps; yawning; generalized body aches; dryness of mouth; excessive talking/irrelevant speech/incoherent speech; sunken eyes; severe headache; severe pain in cardiac region; contraction of blood vessels; stiffening of vessels; stasis of flow; impairment of agni; stiffness of sides of chest; stiffness of back; stiffness of lower back; burning sensation; discoloration; insanity; tremors; pain in precordial region/angina pectoris; headache; borborygmi with distension; rigidity/stiffness; fever; feeling of heaviness in body; impediment of speech/dysphasia; spitting/ excessive expectoration; loss of taste; excessive salivation; bodily exhaustion or tiredness/inability to perform physical activities; indigestion; fever with chills; lethargy.	atimātrāhāraḥ/ āhāratiyogaḥ	अतिमात्राहारः/ आहारतियोगः

Term ID	English term	Description	Sanskrit term in IAST*	Sanskrit term
ITA-5.74.4	Disorder due to abnormal food intake	A disorder characterized by some or all the following signs and symptoms: syncope or swooning; diarrhoea; vomiting; thirst; colicky pain in abdomen; giddiness or dizziness; cramps; yawning; generalized body aches; dryness of mouth; excessive talking/irrelevant speech/incoherent speech; sunken eyes; severe headache; severe pain in cardiac region; contraction of blood vessels; stiffening of vessels; stasis of flow; impairment of agni; stiffness of sides of chest; stiffness of back; stiffness of lower back; burning sensation; discoloration; insanity; tremors; pain in precordial region/ angina pectoris; headache; borborygmi with distension; rigidity/stiffness; fever; feeling of heaviness in body; impediment of speech/dysphasia; spitting/excessive expectoration; loss of taste; excessive salivation; bodily exhaustion or tiredness/inability to perform physical activities; indigestion; fever with chills; lethargy.	āhāramithyāyogaḥ	आहारमिथ्यायोगः
ITA-5.74.5	Disorder due to intake of incompatible foods	A disorder characterized by some or all the following signs and symptoms: impotence; blindness; spreading cellulitis/ erysipelas; signs of dakodara; blisters; insanity; anal fistula; syncope or swooning; insanity; abdominal distension; choking sensation in throat; clinical features of pāṇḍu; āmaviśa; kilāsaḥ; skin disease; grahaṇī dosha; oedema; amlapitta; fever; cold catarrh; congenital anamolies in offsprings; death.	viruddhānnabhojanam/ viruddhāhāraḥ	विरुद्धान्नभोजनम् / विरुद्धाहारः
ITA-5.74.6	Disorder due to excessive intake of animal meat from region with dry forests and less rainfall		jāṅgalamā-ṃsātyupayogaḥ	जाङ्गलमांसात्युपयोगः
ITA-5.74.7	Disorder due to excess intake of milk from single-hoofed animals (horse, donkey, etc.)	A disorder characterized by extreme heat; dullness/frigidity/ inactivity; light in nature; relives vāta in śākha; salty and sour.	ekaśephakṣīrapānam	एकशेफक्षीरपानम्

Term ID	English term	Description	Sanskrit term in IAST*	Sanskrit term
ITA-5.74.8	Disorder due to excess intake of food able to increase heat in body or increase pitta		uṣṇavīrya-dravyātiyogaḥ / āgneya-dravyātiyogaḥ	उष्णवीर्य-द्रव्यातियोगः / आग्नेय-द्रव्यातियोगः
ITA-5.74.9	Disorder due to excessive intake of fresh jaggery		navaguḍa-atyupayogaḥ	नवगुड-अत्युपयोगः
ITA-5.74.10	Disorder due to excessive intake of cereals, e.g. rice		śālidhānya-atiyogaḥ	शालिधान्य-अतियोगः
ITA-5.74.11	Disorder due to excessive intake of oil, e.g. sesame oil		tailasevana-atiyogaḥ	तैलसेवन-अतियोगः
ITA-5.74.12	Disorder due to abusive ingestion of alcoholic beverages		madyapānātiyogaḥ	मद्यपानातियोगः
ITA-5.74.13	Disorder due to improper consumption of curd	A person consuming curd inappropriately; deviating from the prescribed rules.	dadhi-mithyopayogaḥ	दधि-मिथ्योपयोगः
ITA-5.74.14	Disorder due to excessive intake of drugs or diet with predominantly one taste		rasātiyogaḥ	रसातियोगः

Term ID	English term	Description	Sanskrit term in IAST*	Sanskrit term
ITA-5.74.15	Disorder due to excessive intake of sweet substances	A disorder characterized by some or all the following signs and symptoms: obesity; moistness/softness of skin; lethargy; excessive sleep; heaviness; aversion to food; diminution of agni; fleshy growth in mouth/face; fleshy growth in throat region; breathlessness/difficulty in breathing; cough; cold catarrh; clinical features of alasaka; fever with chills; borborygmi with distension; sweetness in mouth; vomiting; loss of consciousness; loss of voice; glandular swelling in jaw; neck and throat region/goitre; series of nodules in neck region; elephantiasis; swelling in throat; feeling of coating in urinary bladder or basti; feeling of coating in anal region; coating in lumen of blood vessels; mucus coating; eye diseases; inflammation of eyes; worms; tumour; excessive urination; diseases of throat; raised circular patches on the body/urticaria; headache; cold catarrh; fever; diseases of abdomen/clinical features of udara; spitting/excessive expectoration; complete exhaustion.	madhurarasātiyogaḥ	मधुररसातियोगः

Term ID	English term	Description	Sanskrit term in IAST*	Sanskrit term
ITA-5.74.16	Disorder due to excessive intake of sour substances	A disorder characterized by some or all the following signs and symptoms: sensitive teeth/dental hyperaesthesia; shutting of eyes; blistering; melting of kapha/mucus; increased pitta; vitiation of rakta; burning sensation in māṃsa/ inflammation in māṃsa; laxity of body; generalised swelling in thin/emaciated persons; swelling in weak; suppuration of wound; suppuration of beaten wounds; suppuration of bite wounds; suppuration of burnt wounds; suppuration of fracture wounds; suppuration of oedema; suppuration of lesion contaminated with excreta of poisonous animals; suppuration of lesions contaminated with urine of poisonous animals; suppuration of lesion contaminated with poisonous animals; suppuration of bruises/crush injuries; suppuration of cuts/ open wounds; suppuration of pierced wounds; suppuration of dislocated lesions; suppuration of raised wounds; suppuration of crushed wounds; burning sensation in kaṇṭha/throat; burning sensation in chest; burning sensation in cardiac region; itching; pallor; impaired vision; spreading of wounds; bleeding tendency; excessive thirst; oedema in emaciated; giddiness or dizziness; errors of refraction/partial blindness; oedema; blisters; fever.	amlarasātiyogaḥ	अम्लरसातियोगः
ITA-5.74.17	Disorder due to excessive intake of salty substances	A disorder characterized by some or all the following signs and symptoms: vitiation of pitta; pronounced increase in rakta; thirst; syncope or swooning; hotness/pyrexia; cracking/ fissuring of skin; suppuration of māṃsa; suppuration of skin diseases/appearance of skin lesions; increased effect of viṣa; rupturing of swellings; loosening of teeth; tooth loss; impotence/loss of sexual vigour; obstruction of sense organ functioning; wrinkles; greying of hair; hair loss/baldness; signs of raktapitta; amlapitta; spreading cellulitis/erysipelas; vātarakta; vicharchika; indralupta; itching; wheal-like skin eruptions; oedema; discoloration; stomatitis; inflammation of eyes; sour belching/eructations; clinical features of kiṭibha; convulsions; agumentation of wounds; augumentation of insanity; loss of physical strength or weakness; diminution of ojas.	lavaṇarasātiyogaḥ	लवणरसातियोगः

Term ID	English term	Description	Sanskrit term in IAST*	Sanskrit term
ITA-5.74.18	Disorder due to excessive intake of pungent substances	A disorder characterized by some or all the following signs and symptoms: impotence/loss of sexual vigour; confusion/ delirium; fatigued mind and body; bodily exhaustion or tiredness; emaciation; syncope or swooning; bending of body; black-outs; giddiness or dizziness; burning sensation in throat or kaṇṭha; burning sensation in body; loss of physical strength or weakness; excessive thirst; burning sensation of eyes; pricking pain; breaking type of pain; intoxication; dryness in throat; dryness of palate; dryness of lips; burning sensation; hotness; tremors; diminution of semen; contraction of body parts; low back pain; vāta diseases of hands/pain due to increased vāta; vāta diseases of legs/pain due to increased vāta; vāta diseases of arms; vāta diseases of sides of chest/ flanks; vāta diseases of back/severe back pain.	kaṭurasātiyogaḥ	कटुरसातियोगः
ITA-5.74.19	Disorder due to excessive intake of bitter substances	A disorder characterized by some or all the following signs and symptoms: diminution of fundamental structural components/emaciation; drying up of primary circulating nutrient fluid; drying up of blood (raktadhatu); drying up of muscle (mamsadhatu); drying up of fat (medodhatu); drying up of bone (asthi dhatu); drying up of bone marrow (majja dhatu); drying up of reproductive fluids (śukra dhatu); roughness/hardness in srotas/channels; loss of physical strength or weakness; emaciation; fatigued mind and body; confusion/delirium; giddiness or dizziness; dryness in mouth; diseases of vāta; stiffness of body parts; torticollis/stiffness of neck; convulsions; facial paralysis; headache; pricking pain; breaking type of pain; cutting type of pain; unpleasant taste in mouth; syncope or swooning; roughness of body.	tiktarasātiyogaḥ	तिक्तरसातियोगः

Term ID	English term	Description	Sanskrit term in IAST*	Sanskrit term
ITA-5.74.20	Disorder due to excessive intake of astringent substances	A disorder characterized by some or all the following signs and symptoms: dryness in mouth; pain in precordial region; abdominal distension; choked voice; obstruction to flow of srotas; brownish discoloration; impotence/loss of sexual vigour; early ageing; obstuction to flow of vata; urinary retention; constipation; obstruction to flow of semen; emaciation; fatigued mind and body; thirst; stiffness; hemiplegia/hemiparesis; rigidity; spasmodic contractions/ convulsions of body; facial paralysis; precordial pain/cardiac pain; torticollis/stiffness of neck; flickering/twitching in various parts of body; skin irritation as if application of mustard paste; contractions; convulsions; obstruction to flow of semen; constipation/abdominal fullness; constipation.	kaṣāyarasātiyogaḥ	कषायरसातियोगः
5.75	**Disorders related to faulty lifestyle**			
ITA-5.75.1	Disorders due to improper lifestyle		vihāravaiṣamyam	विहारवैषम्यम्
ITA-5.75.2	Disorders due to improper sleep		nidrā-vaiṣamyam	निद्रा-वैषम्यम्
ITA-5.75.3	Disorder due to loss of sleep, insomnia		nidrānāśaḥ/ asvapnaḥ	निद्रानाशः/अस्वप्नः
ITA-5.75.4	Disorder due to untimely sleeping	Untimely sleeping habits causing specific disorders characterized by confusion/delirium; fever; sensation of being covered with a wet cloth; cold catarrh; headache; oedema; nausea; obstruction in srotas; diminution of agni.	akālaśayanam	अकालशयनम्
ITA-5.75.5	Disorder due to an improper seasonal regimen		ṛtukālacaryā-vaiṣamyam	ऋतुकालचर्या-वैषम्यम्
ITA-5.75.6	Disorder due to improper bathing habits		snāna-vaiṣamyam	स्नान-वैषम्यम्

Term ID	English term	Description	Sanskrit term in IAST*	Sanskrit term
ITA-5.75.7	Disorder due to head bath with hot water	A disorder characterized by loss of hair strength; loss of eye strength.	uṣṇajala-śiraḥsnānaḥ	उष्णजल-शिरःस्नानः
ITA-5.75.8	Disorder due to suppression of natural urges		vegāvarodhaḥ	वेगावरोधः
ITA-5.75.9	Disorder due to withholding of flatus	A disorder characterized by some or all the following signs and symptoms: retention of faeces; obstruction to passage of urine/retention; retention of vata/flatus; abdominal distension; pain; exhaustion without exertion; vāta diseases of abdomen; colicky pain in abdomen; feeling of obstruction/tightness in the precordial region; headache; increased respiration/ dyspnoea; hiccups; cough; cold catarrh; choking sensation in throat; spread of kapha and pitta; decreased amount of stools; elimination of faeces through mouth; palpable glandular enlargement in abdomen/abdominal lump; upward movement of vāta; lack of sight; loss of digestive power/agni.	adhovātavegarodhaḥ	अधोवातवेगरोधः
ITA-5.75.10	Disorder due to withholding of tears	A disorder characterized by some or all the following signs and symptoms: cold catarrh; diseases of eyes; heart diseases; loss of taste; giddiness or dizziness; heaviness of head/headache; cold catarrh; torticollis/stiffness of neck; palpable glandular enlargement in abdomen/abdominal lump.	aśruvegarodhaḥ/ bāṣpavegarodhaḥ	अश्रुवेगरोधः/बाष्पवेगरोधः
ITA-5.75.11	Disorder due to withholding of vomiting	A disorder characterized by some or all the following signs and symptoms: itching; wheal-like skin eruptions; loss of taste; blackish circular patches on face; oedema; clinical features of pāṇḍu; fever; skin disease; nausea; spreading cellulitis/erysipelas; diseases of eyes; itching; cough; breathlessness/difficulty in breathing.	chardivegarodhaḥ	छर्दिवेगरोधः
ITA-5.75.12	Disorder due to withholding of hiccups		hikkāvegarodhaḥ	हिक्कावेगरोधः

Term ID	English term	Description	Sanskrit term in IAST*	Sanskrit term
ITA-5.75.13	Disorder due to withholding of yawning	A disorder characterized by some or all the following signs and symptoms: flexion/bending of body; convulsions; contractions; numbness; tremors; tremor/shaking; torticollis/ stiffness of neck; stiffness of throat region; diseases of head; diseases of vāta; severe form of ear disease; severe form of mouth disease; severe form of nose disease; severe form of eye disease; headache; impairment of sense organs; facial paralysis.	jṛmbhāvegarodhaḥ	जृम्भावेगरोधः
ITA-5.75.14	Disorder due to withholding of sneezing	A disorder characterized by some or all the following signs and symptoms: torticollis/stiffness of neck; headache; facial paralysis; hemicranial headache; impairment of sense organs; diseases of head; diseases of eyes; diseases of nose; diseases of ear; feeling of fullness in throat; feeling of fullness in mouth; severe pricking pain in throat; severe pricking pain in mouth; pigeon-like voice; difficulty in breathing; headache; impairment of sense organs; torticollis/stiffness of neck; facial paralysis.	kṣavathuvegarodhaḥ	क्षवथुवेगरोधः
ITA-5.75.15	Disorder due to withholding of urine	A disorder characterized by some or all the following signs and symptoms: pain in urinary bladder or basti; penile pain; dysuria; severe headache; flexion/bending of body; distension in groin; drop-by-drop urination; severe pain in anus; pain in groin region; severe scrotal pain; severe pain in umbilical region; severe headache; distended basti; breaking type of pain; breaking type of pain in body; urolithiasis.	mūtra-vegarodhaḥ/ mūtragrahaḥ	मूत्र-वेगरोधः/मूत्रग्रहः
ITA-5.75.16	Disorder due to withholding of sleep	A disorder characterized by some or all the following signs and symptoms: yawning; generalized body aches; drowsiness/lassitude; diseases of head; heaviness of eyes; rigidity/stiffness of body; heaviness of head; confusion/ delirium; lethargy.	nidrāvegarodhaḥ	निद्रावेगरोधः

Term ID	English term	Description	Sanskrit term in IAST*	Sanskrit term
ITA-5.75.17	Disorder due to withholding of faeces	A disorder characterized by some or all the following signs and symptoms: pain in rectum; headache; suppression of flatus; suppression of faeces; claudication/cramp in the calf muscles; abdominal distension; gurgling intestinal sounds/ borborygmi; colicky pain in abdomen; cutting type of pain in anus; obstruction/retention in passage of faeces; upward movement of vata; elimination of faeces through mouth; cold catarrh; feeling of obstruction in the precordial region/ impairment of cardiac activity/bradycardia.	purīṣavegarodhaḥ	पुरीषवेगरोधः
ITA-5.75.18	Disorder due to withholding of breath on exertion	A disorder characterized by some or all the following signs and symptoms: palpable glandular enlargement in the abdomen/abdominal lump; heart diseases; unconsciousness/confusion.	śramaśvāsavegarodhaḥ	श्रमश्वासवेगरोधः
ITA-5.75.19	Disorder due to withholding of ejaculation	A disorder characterized by some or all the following signs and symptoms: penile pain; scrotal pain; generalized body aches; precordial pain/cardiac pain; obstruction to passage of urine/retention/oliguria; bladder swelling; anal swelling; scrotal swelling; pain in bladder; pain in anus; seminal calculi/ crystals; seminal discharge; swelling of genitals; fever; breaking type of pain in body; scrotal enlargement; impotence.	śukravegarodhaḥ	शुक्रवेगरोधः
ITA-5.75.20	Disorder due to suppression of thirst	A disorder characterized by some or all the following signs and symptoms: dry throat; dryness in mouth; deafness/ hearing impairment; exhaustion/fatigue; bodily exhaustion or tiredness; precordial pain/cardiac pain; dryness/wasting/ emaciation; unconsciousness/confusion; giddiness or dizziness; diseases of heart.	tṛṣṇāvegarodhaḥ	तृष्णावेगरोधः
ITA-5.75.21	Disorder due to suppression of belching	A disorder characterized by some or all the following signs and symptoms: hiccups; breathlessness/difficulty in breathing; loss of taste; tremors; choking sensation of heart; choking sensation in chest; abdominal distension; cough; diseases of vāta.	udgāragrahaḥ	उद्गारग्रहः

Term ID	English term	Description	Sanskrit term in IAST*	Sanskrit term
ITA-5.75.22	Disorder due to suppression of hunger	A disorder characterized by some or all the following signs and symptoms: emaciation; weakness; discoloration; generalized body aches; loss of taste; giddiness or dizziness; drowsiness/lassitude; diminished vision; breaking type of pain in body; fatigued mind and body; pain.	kṣud-vegarodhaḥ	क्षुद्-वेगरोधः
ITA-5.75.23	Disorders due to faulty sexual practices		vyavāya-vaiṣamyam/ maithunāpacāram	व्यवाय-वैषम्यम्/ मैथुनापचारम्
ITA-5.75.24	Disorder due to deviated sexual activity		vyavāyamithyāyogaḥ/ mithyāvyavāyam	व्यवायमिथ्यायोगः/ मिथ्याव्यवायम्
ITA-5.75.25	Disorder due to excessive sexual activity		vyavāyātiyogaḥ	व्यवायातियोगः
ITA-5.75.26	Disorders due to improper exercise		vyāyāma-vaiṣamyam	व्यायाम-वैषम्यम्
ITA-5.75.27	Disorder due to excessive physical exercise	A disorder characterized by some or all the following signs and symptoms: exhaustion/fatigue; exhaustion without exertion; consumption/tuberculosis; thirst; bleeding disorder; forms of dyspnoea; cough; fever; vomiting.	ativyāyāmaḥ/ vyāyāmatiyogaḥ	अतिव्यायामः/ व्यायामतियोगः
ITA-5.75.28	Disorder due to lack of physical exercise	A disorder characterized by some or all the following signs and symptoms: obesity, gasping for air, excessive thirst, snoring, exhaustion, lack of physical strength,and endurance.	avyāyāmaḥ	अव्यायामः
5.76	**Conditions due to faulty treatment**			
ITA-5.76.1	Conditions due to faulty treatment	Conditions which are well known outcomes of faulty assessment and administration of treatment regimens, and range from manageable states to those with fatal consequences.	cikitsāpacāraḥ, vyāpat, upadrava	चिकित्सापचारः, व्यापत्, उपद्रवः

Term ID	English term	Description	Sanskrit term in IAST*	Sanskrit term
ITA-5.76.2	Condition of improper oleation therapy		snehana-apacāraḥ	स्नेहन-अपचारः
ITA-5.76.3	Condition of sub-normal oleation	A condition characterized by some or all the following signs and symptoms: hard compact stools; dry stools; perplexed vata; weak agni; harshness/sharpness of body parts; dryness of body parts.	snehana-ayogaḥ	स्नेहन-अयोगः
ITA-5.76.4	Condition of excessive oleation	A condition characterized by some or all the following signs and symptoms: pallor; heaviness; dullness/frigidity/inactivity; unformed stools; drowsiness/lassitude; loss of taste; nausea/provocation of dosha; aversion to food; salivation; burning sensation in anus; dysentery; excessive elimination of faeces; clinical features of pāṇḍu; bodily exhaustion or tiredness/inability to perform physical activities; nasal discharge; anal discharge; vomiting; syncope or swooning; thirst; dry eructations; giddiness or dizziness; breathlessness/difficulty in breathing; cough.	snehana-atiyogaḥ	स्नेहन-अतियोगः
ITA-5.76.5	Condition of improper administration of oleation therapy	A condition characterized by some or all the following signs and symptoms: drowsiness/lassitude; nausea/provocation of dosha; borborygmi with distension; fever; rigidity/stiffness; improper perception/unconsciousness; skin diseases; itching; pallor; oedema; haemorrhoids; loss of taste; thirst; obstinate abdominal diseases; diseases due to malfunctioning grahaṇī; sensation of being covered with a wet cloth; suppression of speech; colicky pain in abdomen; diseases of āma.	snehanamithyāyogaḥ/ mithyāsnehanam/ snehana-vyāpadaḥ/ snehavibhramam	स्नेहनमिथ्यायोगः/ मिथ्यास्नेहनम् /स्नेहन-व्यापदः /स्नेहविभ्रमम्
ITA-5.76.6	Condition due to improper sudation	A condition characterized by some or all the following signs and symptoms: giddiness or dizziness; loss of physical strength or weakness; impairment of sense organs; dullness/frigidity/inactivity; stiffness due to āma.	svedana-apacāraḥ	स्वेदन-अपचारः
ITA-5.76.7	Condition of sub-normal sudation		svedana-ayogaḥ	स्वेदन-अयोगः

Term ID	English term	Description	Sanskrit term in IAST*	Sanskrit term
ITA-5.76.8	Condition of excessive sudation	A condition characterized by some or all the following signs and symptoms: clinical features of pitta prakopa; syncope or swooning; flaccid body/exhaustion; thirst; burning sensation; weak voice; weakness; joint pains; appearance of blisters; clinical features of pitta and rakta prakopa; confusion/ dizzines; exhaustion without exertion; loss of voice; bodily exhaustion or tiredness/inability to perform physical activities; appearance of brownish red circular patches.	svedana-atiyogaḥ	स्वेदन-अतियोगः
ITA-5.76.9	Condition due to improper drying therapy		rūkṣaṇa-apacāraḥ	रूक्षण-अपचारः
ITA-5.76.10	Condition of excessive drying therapy	A condition characterized by some or all the following signs and symptoms: breaking type of pain in small joints; generalized body aches; cough; dryness of mouth; loss of appetite; loss of taste; thirst; weakness of ears; weakness of eyes; loss of memory/confusion state of mind; upward movement of vata; bradycardia; loss of power of body; loss of agni; loss of strength.	rūkṣaṇa-atiyogaḥ	रूक्षण-अतियोगः
ITA-5.76.11	Condition due to improper astringent therapy		stambhana-apacāraḥ	स्तम्भन-अपचारः
ITA-5.76.12	Condition of excessive astringent therapy	A condition characterized by some or all the following signs and symptoms: blackish appearance; stiffness of body; upward movement of vāta; rigidity of jaw; bradycardia; nonexcretion of faeces.	stambhana-atiyogaḥ	स्तम्भन-अतियोगः
ITA-5.76.13	Condition of administ-ering constipating drugs in ama condition of diarrhoea	A condition characterized by some or all the following signs and symptoms: rod-like stiffness; clinical features of alasaka; abdominal distension; grahaṇī; haemorrhoids; oedema; clinical features of pāṇḍu; plīha; skin diseases; palpable glandular enlargement in abdomen/abdominal lump; udara; fever.	āmātisārasaṅgrahaḥ	आमातिसारसङ्ग्रहः

Term ID	English term	Description	Sanskrit term in IAST*	Sanskrit term
ITA-5.76.14	Condition of hoaemostasis of vitiated blood	A condition characterized by some or all the following signs and symptoms: choking sensation in throat; pus discharge from the nose; syncope or swooning; loss of taste; fever; palpable glandular enlargement in abdomen/abdominal lump; enlargement of plīha; borborygmi with distension; a type of skin disease; dysuria; skin diseases; haemorrhoids; erysipelas; loss of complexion; anal fistula; inhibition of sense function; obstruction of sense organ functioning.	aśuddharak-tastambhanam	अशुद्धरक्तस्तम्भनम्
ITA-5.76.15	Condition of forceful haemostasis of haemorrhage in overnourished		akṣīṇabalamāṃsasya raktapittastambhanam	अक्षीणबलमांसस्य रक्तपित्तस्तम्भनम्
ITA-5.76.16	Condition of severe haemorrhage		raktātipravṛttiḥ	रक्तातिप्रवृत्तिः
ITA-5.76.17	Condition due to improper depletion therapy		laṅghana-apacāraḥ	लङ्घन-अपचारः
ITA-5.76.18	Condition of excessive depletion therapy		laṅghana-atiyogaḥ	लङ्घन-अतियोगः
ITA-5.76.19	Condition due to improper nourishing therapy		bṛṃhaṇa-apacāraḥ	बृंहण-अपचारः
ITA-5.76.20	Condition of excessive nourishing therapy		bṛṃhaṇa-atiyogaḥ	बृंहण-अतियोगः
ITA-5.76.21	Condition due to improper emetic therapy		vamana-apacāraḥ	वमन-अपचारः

Term ID	English term	Description	Sanskrit term in IAST*	Sanskrit term
ITA-5.76.22	Condition of incomplete emetic therapy		vamana-ayogaḥ	वमन-अयोगः
ITA-5.76.23	Condition due to excessive therapeutic emesis		vamana-atiyogaḥ	वमन-अतियोगः
ITA-5.76.24	Condition due to improper emetic therapy		vamanamithyāyogaḥ/ avamyānām vamana vyāpadaḥ	वमनमिथ्यायोगः। अवम्यानाम् वमन व्यापदः
ITA-5.76.25	Condition caused by emetic therapy administered to person suffering from trauma	A condition characterized by excessive haemoptysis due to aggravated injury.	kṣateṣu vamanasya vyāpadaḥ	क्षतेषु वमनस्य व्यापदः
ITA-5.76.26	Condition caused by emetic therapy administered to person with consumption	A condition characterized by life-endangering reactions in a person unable to tolerate drugs used in emetic therapy.	kṣīṇātisthūlakṛśabālavṛd-dhadurbalānāmauṣad-habalāsahatvāt	क्षीणातिस्थूलकृशबालवृद्धदु र्बलानामौषधबलासहत्वात्
ITA-5.76.27	Condition caused by emetic therapy administered to person who is tired, thirsty and hungry	A condition characterized by mental damage.	śrāntapipāsitakṣudhiteṣu vamanasya vyāpadaḥ	श्रान्तपिपासितक्षुधितेषु वमनस्य व्यापदः
ITA-5.76.28	Condition caused by emetic therapy administered to person indulging in excessive physical activity, fasting, sex, loud reading of books and excessive thinking	A condition characterized by fear of aggravation of vata; haemorrhage or injury to lungs; haemorrhage or injury to lungs.	karmabhārādhvahto-pavāsamaithunādhyaya-navyāyāmacintāprasakta	कर्मभाराध्वह्तोपवासमैथुना ध्ययनव्यायामचिन्ताप्रसक्त

Term ID	English term	Description	Sanskrit term in IAST*	Sanskrit term
ITA-5.76.29	Condition caused by emetic therapy administered to pregnant woman		gārbhiṇyāma vamanasya vyapadaḥ	गार्भिण्याम वमनस्य व्यपदः
ITA-5.76.30	Condition caused by emetic therapy administered to sensitive person	A condition characterized by haemorrhage through upward and downward tracts.	sukumāra vamanasya vyapadaḥ	सुकुमार वमनस्य व्यपदः
ITA-5.76.31	Condition caused by emetic therapy administered to person whose gut is occluded	A condition characterized by erysipelas; rigidity/stiffness; dullness/frigidity/inactivity; mental perversion; death.	samvṛta koṣṭha vamanasya vyapadaḥ	संवृत कोष्ठ वमनस्य व्यपदः
ITA-5.76.32	Condition caused by emetic therapy administered to person with epistaxis, haematemesis		ūrdhvagaraktapitta vamanasya vyapadaḥ	ऊर्ध्वगत्तपित्त वमनस्य व्यपदः
ITA-5.76.33	Condition caused by emetic therapy administered to person already subject to incessant vomiting	A condition characterized by enema moving upwards due to aggravated vata.	prasakta cchardi vamanasya vyapadaḥ	प्रसक्त च्छर्दि वमनस्य व्यपदः
ITA-5.76.34	Condition caused by emetic therapy administered to person with upward movement of vata	A condition characterized by excessive upward movement of vata.	ūrdhvavātāsthāpitānu-vāsita vamanasya vyapadaḥ	ऊर्ध्ववातास्थापितानुवासित वमनस्य व्यपदः

Term ID	English term	Description	Sanskrit term in IAST*	Sanskrit term
ITA-5.76.35	Condition caused by emetic therapy administered to person with heart disease		hṛdrogi vamanasya vyapadaḥ	हृद्रोगि वमनस्य व्यापदः
ITA-5.76.36	Condition caused by emetic therapy administered to person with abnormal peristalsis	A condition characterized by suppression of natural urges; quicker death of patient.	udāvartā vamanasya vyapadaḥ	उदावर्ता वमनस्य व्यापदः
ITA-5.76.37	Condition caused by emetic therapy administered to a person with urinary suppression		mūtrāghāta vamanasya vyapadaḥ	मूत्राघातवमनस्य व्यापदः
ITA-5.76.38	Condition caused by emetic therapy administered to a person with cataract	A condition characterized by exacerbation of cataract.	timira vamanasya vyapadaḥ	तिमिरवमनस्य व्यापदः
ITA-5.76.39	Condition caused by emetic therapy administered to person with headache		śiraḥśūlaḥ vamanasya vyapadaḥ	शिरःशूलःवमनस्य व्यापदः
ITA-5.76.40	Condition of improper administration of emetic therapy		vamana-vyāpadaḥ	वमन-व्यापदः
ITA-5.76.41	Condition of abdominal distension due to faulty emetic therapy	A condition characterized by some or all the following signs and symptoms: distension in the umbilical region; pain in back; pain in sides of chest/flanks; headache; severe obstruction to passage of breath; severe obstruction to passage of stool; severe obstruction to passage of urine; severe obstruction to passage of flatus.	ādhmānam-vamanavyāpat	आध्मानम्-वमनव्यापत्

Term ID	English term	Description	Sanskrit term in IAST*	Sanskrit term
ITA-5.76.42	Condition of scissoring pain in throat region due to faulty emetic therapy	A condition characterized by excruciating sawing pain; accompanied by a slimy and bloody discharge.	parikartikā-vamanavyāpat	परिकर्तिका-वमनव्यापत्
ITA-5.76.43	Condition of exudation of liquid from oral/nasal route due to faulty emetic therapy	A condition characterized by some or all the following signs and symptoms: excessive flow of saliva or kapha; itching; oedema; skin disease; heaviness of body; diminution of agni; diminution of physical strength; sensation of being covered with a wet cloth; loss of taste; pallor.	parisrāva-vamanavyāpat	परिस्राव-वमनव्यापत्
ITA-5.76.44	Condition of tightness in precordial region, due to faulty emetic therapy		hṛdayopasaraṇam/ hṛdagrahaḥ-vamanavyāpat	हृदयोपसरणम्/ हृदग्रहः-वमनव्यापत्
ITA-5.76.45	Condition of stiffness of body due to faulty emetic therapy		gātragrahaḥ-vamanavyāpat	गात्रग्रहः-वमनव्यापत्
ITA-5.76.46	Condition of bleeding due to faulty emetic therapy	A condition characterized by death due to blood loss; thirst; syncope or swooning; insanity.	jīvādānam-vamanavyāpat	जीवादानम्-वमनव्यापत्
ITA-5.76.47	Condition of rectal prolapse or mental perversion due to faulty emetic therapy		vibraṃśaḥ-vamanavyāpat	विभ्रंशः-वमनव्यापत्
ITA-5.76.48	Condition of body rigidity due to faulty emetic therapy	A condition characterized by retention of flatus; stiffness of anal region; proctalgia; in which morbid dosha is eliminated only in small quantities.	stambhaḥ-vamanavyāpat	स्तम्भः-वमनव्यापत्
ITA-5.76.49	Condition of severe mental fatigue due to faulty emetic therapy	A condition characterized by some or all the following signs and symptoms: mental fatigue associated with drowsiness and heaviness; weakness; bodily exhaustion or tiredness/ inability to perform physical activities.	klamaḥ-vamanavyāpat	क्लमः-वमनव्यापत्

Term ID	English term	Description	Sanskrit term in IAST*	Sanskrit term
ITA-5.76.50	Condition of vitiated vata pain due to faulty emetic therapy	A condition characterized by some or all the following signs and symptoms: pain in sides of chest/flanks; pain in back; pain in pelvis; neck pain; pain in marma regions; syncope or swooning; giddiness or dizziness; intoxication; loss of sensory perception.	vātaśūlavyāpat	वातशूलव्यापत्
ITA-5.76.51	Condition due to improper purgation therapy		virecanakarma-cikitsāpacāraḥ	विरेचनकर्म-चिकित्सापचारः
ITA-5.76.52	Signs of excessive administration of purgation therapy		virecanātiyogaḥ	विरेचनातियोगः
ITA-5.76.53	Condition of insufficient purgation		virecanāyogaḥ	विरेचनायोगः
ITA-5.76.54	Condition of improper purgation therapy	A condition characterized by some or all the following signs and symptoms: heaviness of body; dysentery; cutting type of pain in anus; abdominal distension; heaviness of head; vayu not moving downwards; increase in severity of disease.	mithyāvirecanam/ virecanamithyāyogaḥ	मिथ्याविरेचनम्/ विरेचनमिथ्यायोगः
ITA-5.76.55	Condition caused by purgation therapy administered to person in delicate health	A condition characterized by haemorrhage through the upward and downward tracts.	subhaga-virecanavyāpat	सुभग-विरेचनव्यापत्
ITA-5.76.56	Condition caused by purgation therapy administered to people with fragile bodily constitution	A condition characterized by haemorrhage through the upward and downward tracts.	sukumāra-virecanavyāpat	सुकुमार-विरेचनव्यापत्
ITA-5.76.57	Condition caused by purgation therapy administered to person having anal injury	A condition characterized by distressing pain around the injured anus which may endanger life.	kṣatagudasya virecanavyāpat	क्षतगुदस्य विरेचनव्यापत्

Term ID	English term	Description	Sanskrit term in IAST*	Sanskrit term
ITA-5.76.58	Condition caused by purgation therapy administered to person with rectal prolapse	A condition characterized by its life-endangering risk owing to excessive prolapse.	muktanāla-virecanavyāpat	मुक्तनाल-विरेचनव्यापत्
ITA-5.76.59	Condition caused by purgation therapy administered to person bleeding from lower orifices		adhogaraktapitta-virecanavyāpat	अधोगरक्तपित्त-विरेचनव्यापत्
ITA-5.76.60	Condition caused by purgation therapy administered to person who is fasting		vilaṃghitadurbalen-driyālpāgnini	विलंघितदुर्बलेन्द्रियाल्पाग् निनिरूढ-विरेचनव्यापत्
ITA-5.76.61	Condition caused by purgation therapy administered to person whose mind is agitated by passion	A condition characterized by absence of defecation; defecation with difficulty; improper expulsion of dosha.	kāmādivyagramanaso-virecanavyāpat	कामादिव्यग्रमनसो-विरेचनव्यापत्
ITA-5.76.62	Condition caused by purgation therapy administered to person with indigestion		ajīrṇa-virecanavyāpat	अजीर्ण-विरेचनव्यापत्
ITA-5.76.63	Condition caused by purgation therapy administered to person with fever of recent origin	A condition characterized by immature or undigested dosha not being eliminated; aggravation of vata.	navajvari-virecanavyāpat	नवज्वरि-विरेचनव्यापत्
ITA-5.76.64	Condition caused by purgation therapy administered to person intoxicated by alcohol	A condition characterized by its life-endangering risk.	madātyayita-virecanavyāpat	मदात्ययित विरेचनव्यापत्

Term ID	English term	Description	Sanskrit term in IAST*	Sanskrit term
ITA-5.76.65	Condition caused by purgation therapy administered to person with abdominal distension	A condition characterized by severe flatulance; death.	ādhmāta-virecanavyāpat	आध्मात-विरेचनव्यापत्
ITA-5.76.66	Condition caused by purgation therapy administered to person afflicated with foreign body	A condition characterized by vata localized in the injured part leading to death.	śalyārdita-virecanavyāpat	शल्यार्दित-विरेचनव्यापत्
ITA-5.76.67	Condition caused by purgation therapy administered to person with bodily injury	A condition characterized by its life-endangering risk.	abhighāta-virecanavyāpat	अभिघात-विरेचनव्यापत्
ITA-5.76.68	Condition caused by purgation therapy administered to overunctuous person		atisnigdha-virecanavyāpat	अतिस्निग्ध-विरेचनव्यापत्
ITA-5.76.69	Condition caused by purgation therapy administered to person who has undergone excessive drying therapy	A condition characterized by spasticity of the limbs.	atirukṣa-virecanavyāpat	अतिरुक्ष-विरेचनव्यापत्
ITA-5.76.70	Condition caused by purgation therapy administered to person with costive bowel habit	A condition characterized by some or all the following signs and symptoms: pain in precordium/cardiac region; breaking type of pain in small joints; borborygmi with distension; generalized body aches; vomiting; syncope or swooning; exhaustion without exertion; death of the patient.	dāruṇakoṣṭha-virecanavyāpat	दारुणकोष्ठ-विरेचनव्यापत्

Term ID	English term	Description	Sanskrit term in IAST*	Sanskrit term
ITA-5.76.71	Condition of improper administration of purgative therapy		virecanavyāpat	विरेचनव्यापत्
ITA-5.76.72	Condition of abdominal distension due to faulty purgative therapy	A condition characterized by some or all the following signs and symptoms: distension in the umblical region; pain in back; pain in sides of chest/flanks; headache; obstruction to passage of breath; severe obstruction to passage of stool; severe obstruction to passage of urine; severe obstruction to passage of flatus.	ādhmānavirecanavyāpat	आध्मानविरेचनव्यापत्
ITA-5.76.73	Condition of scissoring pain in anal region due to faulty purgative therapy	A condition characterized by excruciating sawing pain; accompanied by slimy and bloody discharge.	parikartikāvirecanavyāpat	परिकर्तिकाविरेचनव्यापत्
ITA-5.76.74	Condition of exudation of liquid from anal region due to faulty purgative therapy	A condition characterized by some or all the following signs and symptoms: reduced discharge; itching; oedema; skin disease; heaviness of body; diminution of agni; diminution of physical strength; sensation of being covered with a wet cloth; loss of taste; pallor.	parisrāvavirecanavyāpat	परिस्रावविरेचनव्यापत्
ITA-5.76.75	Condition of migration to precordial region due to faulty purgative therapy		hṛdayopasaraṇam/ hṛdagrahavirecanavyāpat	हृदयोपसरणम्/ हृदग्रहविरेचनव्यापत्
ITA-5.76.76	Condition of stiffness of body due to faulty purgative therapy	A condition characterized by some or all the following signs and symptoms: rigidity/stiffness; shivering/tremors; pricking type of pain; bodily exhaustion or tiredness; spasm; churning type of pain.	gātragraha-virecanavyāpat	गात्रग्रहविरेचनव्यापत्
ITA-5.76.77	Condition of bleeding due to faulty purgative therapy	A condition characterized by death due to blood loss; thirst; syncope or swooning; insanity.	jīvādānavirecanavyāpat	जीवादानविरेचनव्यापत्

Term ID	English term	Description	Sanskrit term in IAST*	Sanskrit term
ITA-5.76.78	Condition of rectal prolapse due to faulty purgative therapy	A condition characterized by severe itching..	vibhramśavirecanavyāpat	विभ्रंशविरेचनव्यापत्
ITA-5.76.79	Condition of rigidity due to faulty purgative therapy	A condition characterized by retention of flatus; stiffness of anal region; proctalgia; morbid dosha eliminated only in small quantities.	stambhavirecanavyāpat	स्तम्भविरेचनव्यापत्
ITA-5.76.80	Condition due to faulty purgative therapy	A condition characterized by a serious form of stiffness; severe pains all over the body; loss of consciousness.	upadravavirecanavyāpat	उपद्रवविरेचनव्यापत्
ITA-5.76.81	Condition of mental fatigue due to faulty purgative therapy	A condition characterized by some or all the following signs and symptoms: mental fatigue associated with drowsiness and heaviness; weakness; bodily exhaustion or tiredness/ inability to perform physical activities.	klamavirecanavyāpat	क्लमविरेचनव्यापत्
ITA-5.76.82	Condition of constipation due to faulty purgative therapy	A condition characterized by some or all the following signs and symptoms: obstruction of flatus; obstruction to passage of urine/retention; obstruction/retention of faeces; gurgling intestinal sounds/borborygmi; burning sensation; fever; severe pain.	vibandhavyāpat	विबन्धव्यापत्
ITA-5.76.83	Condition due to incomplete elimination of purgative drugs	A condition characterized by some or all the following signs and symptoms: exhaustion without exertion; burning sensation; bodily exhaustion or tiredness/inability to perform physical activities; giddiness or dizziness; syncope or swooning; headache; distress/discontent/restlessness; loss of physical strength or weakness; manifestations due to residual drug in therapeutic purgation; thirst; pain in sides of chest/ flanks; vomiting; breaking type of pain in small joints; nausea; foul eructations.	sāvaśeṣauṣadhavyāpat	सावशेषौषधव्यापत्
ITA-5.76.84	Condition due to improper administration of enema therapy		bastikarmacikitsāpacāraḥ	बस्तिकर्मचिकित्सापचारः

Term ID	English term	Description	Sanskrit term in IAST*	Sanskrit term
ITA-5.76.85	Condition due to improper administration of enema		bastivyāpad	बस्तिव्यापद्
ITA-5.76.86	Condition due to subnormal or inadequate administration of enema therapy	A condition characterized by some or all the following signs and symptoms: heaviness in the gastrointestinal tract; retention of flatus; obstruction to passage of urine/retention; obstruction/retention of faeces; pain in umblical region; pain in urinary bladder or basti; burning sensation; sensation of heart being attached to sticky material; oedema in the rectum; itching; nodular swelling; discoloration; loss of taste; weaking of agni.	ayogabastivyāpat	अयोगबस्तिव्यापत्
ITA-5.76.87	Condition due to excessive; administration of enema therapy	A condition characterized by some or all the following signs and symptoms: the same symptoms as atiyoga in emetic and purgation therapy, i.e. thirst; confusion/delirium; syncope or swooning; clinical features of vāta prakopa; insomnia; loss of physical strength or weakness; diseases due to diminution of kapha rakta and pitta; numbness; generalized body aches; exhaustion without exertion; shivering/tremors; feeling of entering into darkness; insanity; hiccups.	atiyogabastivyāpat	अतियोगबस्तिव्यापत्
ITA-5.76.88	Condition of mental fatigue due to faulty enema therapy	A condition characterized by some or all the following signs and symptoms: exhaustion without exertion; internal burning sensation; pain in precordium/cardiac region; confusion/delirium; feeling of being wrapped/cramps; heaviness.	klamabastivyāpat	क्लमबस्तिव्यापत्
ITA-5.76.89	Condition of flatulence due to faulty enema therapy	A condition characterized by some or all the following signs and symptoms: abdominal distension; severe flatulance as if marma is afflicted; internal burning sensation; heaviness of gastrointestinal tract; scrotal pain; pain in groin region; cardiac pain; wandering character.	ādhmānabastivyāpat	आध्मानबस्तिव्यापत्
ITA-5.76.90	Condition of hiccups due to faulty enema therapy	A condition characterized by hiccups.	hikkābastivyāpat	हिक्काबस्तिव्यापत्

Term ID	English term	Description	Sanskrit term in IAST*	Sanskrit term
ITA-5.76.91	Condition of discomfort in precordial region due to faulty enema therapy	A condition characterized by symptoms afflicting the heart.	hṛtprāptibastivyāpat	हृत्प्राप्तिबस्तिव्यापत्
ITA-5.76.92	Condition of excessive upward movement of gas due to faulty enema therapy	A condition characterized by symptoms afflicting the heart.	ūrdhvatābastivyāpat	ऊर्ध्वताबस्तिव्यापत्
ITA-5.76.93	Condition of gripping pain in abdomen and stools mixed with blood due to faulty enema therapy	strained defecation, stools mixed with blood; thirst; colicky pain in abdomen; internal burning sensation; proctitis; fever; burning sensation.	pravāhikābastivyāpat	प्रवाहिकाबस्तिव्यापत्
ITA-5.76.94	Condition of headache due to faulty enema therapy	A condition characterized by symptoms afflicting the heart.	śiro-artibastivyāpat	शिरो-अर्तिबस्तिव्यापत्
ITA-5.76.95	Condition of body aches due to faulty enema therapy	A condition characterized by pains affecting the body; cramps; pricking type of pain; breaking type of pain; pulsating sensation; yawning.	aṅgārtibastivyāpat	अङ्गार्तिबस्तिव्यापत्
ITA-5.76.96	Signs of sawing pain due to faulty enema therapy	A condition characterized by some or all the following signs and symptoms: pricking pain in lumbar region; pricking pain in groin region; pricking pain in urinary bladder or basti; pain in lower abdomen; constipation; frequent voiding of stool in small quantities.	parikartikābastivyāpat	परिकर्तिकाबस्तिव्यापत्
ITA-5.76.97	Condition of excessive discharge due to faulty enema therapy	A condition characterized by some or all the following signs and symptoms: anal inflammation; exudation of blood and pitta of various colours; forceful elimination; continuously resulting in fainting.	parisrāvabastivyāpat	परिस्रावबस्तिव्यापत्

Term ID	English term	Description	Sanskrit term in IAST*	Sanskrit term
ITA-5.76.98	Condition due to improper administration of decoction enema		āsthāpanāpacāraḥ/ nirūhabastyapacāraḥ	आस्थापनापचारः/ निरूहबस्त्यपचारः
ITA-5.76.99	Condition due to excessively administered evacuative; non-oily enema	A condition characterized by some or all the following signs and symptoms: numbness; generalized body aches; exhaustion without exertion; shivering/tremors; insomnia; debility; feeling of entering into darkness; insanity; hiccups; syncope or swooning; rectal prolapse; excessive elimination of kapha; onset of colicky pain; watery discharge without dosha; blood tinged watery discharge; watery discharge resembling fatty meat washings; watery discharge resembling raw meat washings; shiny watery discharge resembling fat; oil or water mixed with fatty substances; blackish watery discharge; whitish watery discharge; thirst; agravates vata; giddiness or dizziness; protruding eyes.	nirūhātiyogaḥ	निरूहातियोगः
ITA-5.76.100	Condition due to inadequate or subnormal administration of evacuative; non-oily decoction enema	A condition characterized by some or all the following signs and symptoms: headache; pain in precordial region/angina pectoris; pain in anal region; pain in urinary bladder or basti; pain in genital region; oedema; cold catarrh; gripping pain; nausea; retention of flatus; obstruction to passage of urine/ retention; breathlessness/difficulty in breathing; excessive salivation; precordial discomfort with nausea; feeling of abdominal fullness; aggravation of kapha and pitta; abdominal distension; loss of taste; vomiting; drowsiness/lassitude; sensation of being covered with a wet cloth; diminution of agni; heaviness of body; severe burning sensation; itching; retention of faeces; giddiness or dizziness; papules.	nirūhabastyayogaḥ	निरूहबस्त्ययोगः
ITA-5.76.101	Condition of improper administration of medicated non-oily enema		nirūhamithyāyogaḥ	निरूहमिथ्यायोगः

Term ID	English term	Description	Sanskrit term in IAST*	Sanskrit term
ITA-5.76.102	Condition caused by medicated decoction enema administered to person with indigestion	A condition characterized by clinical features of dūṣyodara; syncope or swooning; oedema.	ajīrṇa; atisnigdha; pītasnehānāṃ āsthāpanasya vyāpadaḥ	अजीर्ण; अतिस्निग्ध; पीतस्नेहानां आस्थापनस्य व्यापदः
ITA-5.76.103	Condition caused by medicated decoction enema administered to person with aggravated dosha	A condition characterized by a severe type of anorexia.	utkliṣṭadoṣa; mandāgnera āsthāpanasya vyāpadaḥ	उत्क्लिष्टदोष; मन्दाग्नेर आस्थापनस्य व्यापदः
ITA-5.76.104	Condition caused by medicated decoction enema administered to person fatigued by travelling	A condition characterized by instantaneous emaciation of body.	yānaklāntasya āsthāpanasya vyāpadaḥ	यानक्लान्तस्य आस्थापनस्य व्यापदः
ITA-5.76.105	Condition caused by medicated decoction enema administered to person who is extremely emaciated and weak	A condition characterized by instantaneous emaciation of body.	atidurbala; kṣutārta ttṝṣṇārta; śramārtānāM āsthāpanasya vyāpadaḥ	अतिदुर्बल; क्षुतार्त त्तृष्णार्त; श्रमार्तानां आस्थापनस्य व्यापदः
ITA-5.76.106	Condition caused by medicated decoction enema administered to person who is excessively lean	A condition characterized by its giving rise to greater emaciation.	atikṝśasya āsthāpanasya vyāpadaḥ	अतिकृशस्य आस्थापनस्य व्यापदः
ITA-5.76.107	Condition caused by medicated decoction enema administered to person who has eaten and drunk water	A condition characterized by instantaneous appearance of serious ailments.	bhuktabhakta; pītodakasya āsthāpanasya vyāpadaḥ	भुक्तभक्त; पीतोदकस्य आस्थापनस्य व्यापदः

Term ID	English term	Description	Sanskrit term in IAST*	Sanskrit term
ITA-5.76.108	Condition caused by medicated decoction enema administered to person who has just taken emetic therapy and purgation therapy	A condition characterized by administration of niruha vasti which burns the dehydrated body as if ulcerated by application of alkalis.	vamitaviriktayostu āsthāpanasya vyāpadaḥ	वमितविरिक्तयोस्तु आस्थापनस्य व्यापदः
ITA-5.76.109	Condition caused by medicated decoction enema administered to person who has just taken errhine therapy	A condition characterized by obstruction of circulation channels leading to impairment of senses.	kṛtanastah karmaṇo āsthāpanaṃ	कृतनस्तः कर्मणो आस्थापनं
ITA-5.76.110	Condition caused by medicated decoction enema administered to person who is angry or fearful		kṛddhabhīta āsthāpanasya vyāpadaḥ	कृद्धभीत आस्थापनस्य व्यापदः
ITA-5.76.111	Condition caused by medicated non oily enema administered to person who is intoxicated, swooning	A condition characterized by mental damage.	matta mūrcchitayora āsthāpanasya vyāpadaḥ	मत्त मूर्च्छितयोर आस्थापनस्य व्यापदः
ITA-5.76.112	Condition caused by medicated decoction enema administered to person who is vomiting, and has excessive mucosal secretions, breathing problems, cough and hiccups	A condition characterized by enema moves upward due to aggravated vata.	prasakta cchardirniṣṭhī-vikā śvāsa kāsahik-kārtānāṃ āsthāpanasya vyāpadaḥ	प्रसक्त च्छर्दिर्निष्ठीविका श्वास कासहिक्कार्तानां आस्थापनस्य व्यापदः

Term ID	English term	Description	Sanskrit term in IAST*	Sanskrit term
ITA-5.76.113	Condition caused by medicated decoction enema administered to person with partial intestinal obstruction, perforation, ascites or abdominal distension	A condition characterized by severe distension leading to death.	baddhodara; chidrodara; udakodara; ādhmānārtānāṃ āsthāpanasyavyāpadaḥ	बद्धोदर; छिद्रोदरः; उदकोदर; आध्मानार्तानां आस्थापनस्यव्यापदः
ITA-5.76.114	Condition caused by medicated decoction enema administered to person with intumescence of abdomen with constipation and flatus	A condition characterized by some or all the following signs and symptoms: clinical features of āma. Alasaka is a type of indigestion caused by vitiation of vata which is obstructed by kapha and is characterized by constipation; abdominal colic and flatulence.	alasaka; visūcika; āma prajāta; āmātisāriṇāma āsthāpanasyavyāpadaḥ	अलसक; विसूचिक; आम प्रजात; आमातिसारिणाम आस्थापनस्यव्यापदः
ITA-5.76.115	Condition caused by medicated decoction enema administered to person with diabetes and skin diseases	A condition characterized by an aggravation of the clinical features of madhumeha kuṣṭa.	madhumeha kuṣṭhinorvyādheḥ āsthāpanasya vyāpadaḥ	मधुमेह कुष्ठिनोर्व्याधेः आस्थापनस्य व्यापदः
ITA-5.76.116	Condition due to improper medicated oily enema		anuvāsana/ sneha basti karma cikitsāpacāra, sneha basti vyāpad	अनुवासन/स्नेह बस्ति कर्म चिकित्सापचार, स्नेहबस्ति व्यापद
ITA-5.76.117	Condition caused by excessive administration of medicated oily enema	A condition characterized by some or all the following signs and symptoms: nausea; confusion/delirium; exhaustion without exertion; bodily exhaustion or tiredness; syncope or swooning; gripping pain; burning sensation; continuous discharge; creates pain/distress.	anuvāsanātiyoga/ snehavastiatiyoga	अनुवासनातियोग/ स्नेहवस्तिअतियोग

Term ID	English term	Description	Sanskrit term in IAST*	Sanskrit term
ITA-5.76.118	Condition caused by inadequate or subnormal administration of medicated oily enema		anuvāsanavastyayoga/ snehavastiayoga	अनुवासनवस्त्ययोग/ स्नेहवस्तिअयोग
ITA-5.76.119	Condition of improper administration medicated oily enema		anuvāsanamityayoga	अनुवासनमित्ययोग
ITA-5.76.120	Condition caused by medicated oily enema administered to person who has not eaten	A condition characterized by an oily enema spreading upwards.	abhukta bhaktasya anuvāsanasya vyāpadaḥ	अभुक्तभक्तस्य अनुवासनस्य व्यापदः
ITA-5.76.121	Condition caused by medicated oily enema administered to person with fever of recent origin.	A condition characterized by abdominal enlargement and clinical features of ascites.	navajvara pāṇḍuroga kāmalā pramehiṇāM anuvāsanasya vyāpadaḥ	नवज्वर पाण्डुरोग कामला प्रमेहिणां अनुवासनस्य व्यापदः
ITA-5.76.122	Condition caused by medicated oily enema administered to person with piles	A condition characterized by stickiness of haemorrhoids leading to abdominal distension.	arśasasya anuvāsanasya vyāpadaḥ	अर्शसस्य अनुवासनस्य व्यापदः
ITA-5.76.123	Condition caused by medicated oily enema administered to person with anorexia	A condition characterized by an impaired desire for food.	arocakārtasya anuvāsanasya vyāpadaḥ	अरोचकार्तस्य अनुवासनस्य व्यापदः
ITA-5.76.124	Condition caused by medicated oily enema administered to person with diminished digestive capacity and weak person	A condition characterized by diminution of agni.	mandāgni durbalayora anuvāsanasya vyāpadaḥ	मन्दाग्नि दुर्बलयोर अनुवासनस्य व्यापदः

Term ID	English term	Description	Sanskrit term in IAST*	Sanskrit term
ITA-5.76.125	Condition caused by medicated oily enema administered to person with coryza and splenomegaly	A condition characterized by excessive aggravation of already aggravated dosha.	pratiśyāya plīhādayoḥ anuvāsanasya vyāpadaḥ	प्रतिश्याय प्लीहादयोः अनुवासनस्य व्यापदः
ITA-5.76.126	Condition of obstruction of unctuous enema emulsion by vata	A condition characterized by some or all the following signs and symptoms: generalized body aches; fever; abdominal distension; feeling of cold; rigidity/stiffness; pain in thighs; pain in sides of chest/flanks; cramps in sides of chest.	snehaṃ vātāvṛtaṃ sneha basti vyāpad	स्नेहं वातावृतं स्नेह बस्ति व्यापद्
ITA-5.76.127	Condition of obstruction of unctuous enema emulsion by pitta	A condition characterized by some or all the following signs and symptoms: burning sensation; redness/congestion; thirst; confusion/delirium; black-outs; fever.	snehaṃ pittāvṛtaṃ sneha basti vyāpad	स्नेहं पित्तावृतं स्नेह बस्ति व्यापद्
ITA-5.76.128	Signs of obstruction of unctuous enema emulsion by kapha	A condition characterized by some or all the following signs and symptoms: drowsiness/lassitude; fever with chills; lethargy; excessive salivation; loss of taste; heaviness; syncope; fatigued mind and body.	snehaṃ śleśmāvṛtaṃ sneha basti vyāpad	स्नेहं श्लेश्मावृतं स्नेह बस्ति व्यापद्
ITA-5.76.129	Condition of obstruction of unctuous enema emulsion obstructed by food	A condition characterized by some or all the following signs and symptoms: vomiting; syncope or swooning; loss of taste; fatigued mind and body; colicky pain in abdomen; sleep; generalized body aches; signs of āma; burning sensation.	snehaṃ aśanāvṛtaṃ sneha basti vyāpad	स्नेहं अशनावृतं स्नेह बस्ति व्यापद्
ITA-5.76.130	Condition of obstruction of unctuous enema emulsion by stool	A condition characterized by some or all the following signs and symptoms: retention of faeces; obstruction to passage of urine/retention; obstruction to passage of flatus; pain; heaviness; abdominal distension; stiffness of cardiac region.	snehaṃ viḍāvṛtaṃ sneha basti vyāpad	स्नेहं विडावृतं स्नेह बस्ति व्यापद्
ITA-5.76.131	Condition due to administration of enema on empty stomach	A condition characterized by enema fluid moving upwards and emerging from the throat or orifices in the upper part of body.	abhukte ca praṇītasya sneha basti vyāpad	अभुक्ते च प्रणीतस्य स्नेह बस्ति व्यापद्

Term ID	English term	Description	Sanskrit term in IAST*	Sanskrit term
ITA-5.76.132	Condition due to Excessive use of maintenance oily enema		yāpanavasti-atiyogaḥ	यापनवस्ति-अतियोगः
ITA-5.76.133	Condition due to improper application of bloodletting		raktamokṣaṇa-apacāraḥ	रक्तमोक्षण-अपचारः
ITA-5.76.134	Condition due to suboptimal or inadequate bloodletting	A condition characterized by some or all the following signs and symptoms: oedema; burning sensation; redness/ congestion; inflammation/suppuration; pain.	raktamokṣaṇa-ayogaḥ	रक्तमोक्षण-अयोगः
ITA-5.76.135	Condition due to excessive bloodletting	A condition characterized by some or all the following signs and symptoms: a burning sensation in the head; blindness; eye disease and glacouma; errors of refraction/partial blindness; diminution of dhātu or emaciation; convulsions; burning sensation; hemiplegia; monoplegia; hiccups; breathlessness/difficulty in breathing; cough; pallor/clinical features of paṇḍu; death.	raktamokṣaṇa-atiyogaḥ	रक्तमोक्षण-अतियोगः
ITA-5.76.136	Condition due to improper application of bloodletting	A condition characterized by some or all the following signs and symptoms: profound swelling; rigidity/stiffness; tremors; diseases of tendons and veins; diseases of tendons and veins; fatigued mind and body; other diseases of vāta origin.	raktamokṣaṇa-mithyāyogaḥ	रक्तमोक्षणमिथ्यायोगः
ITA-5.76.137	Condition due to arresting blood vitiated by dosha	A condition characterized by some or all the following signs and symptoms: bleeding disorders; fever; thirst; diminution of agni; loss of taste; clinical features of kāmalā; swelling; anal pain; pain in groin region; itching; redness; wheal-like skin eruptions; papules/eruptions; skin diseases; clinical features of pāṇḍu; obstruction to passage of flatus; obstruction to passage of urine; retention/obstruction to passage of faeces; headache; sensation of being covered with a wet cloth; heaviness of body; other diseases of rakta origin.	duṣṭaraktastaṃbhanam	दुष्टरक्तस्तंभनम्

Term ID	English term	Description	Sanskrit term in IAST*	Sanskrit term
ITA-5.76.138	Condition due to improper errhine therapy		nasyakar-macikitsāpacāraḥ	नस्यकर्मचिकित्सापचारः
ITA-5.76.139	Condition due to excessive administration of errhine therapy		nasyātiyogaḥ	नस्यातियोगः
ITA-5.76.140	Condition due to inappropriate administration of errhine therapy		nasyāyogaḥ	नस्यायोगः
ITA-5.76.141	Condition due to improper administration of inhalation therapy		nasyamithyāyogaḥ/ śirovirecanamithyāyogaḥ/ nasyavyāpat	नस्यमिथ्यायोगः / शिरोविरेचनमिथ्यायोगः/ नस्यव्यापत्
ITA-5.76.142	Condition due to inhalation therapy administered to person with indigestion and full stomach	A condition characterized by some or all the following signs and symptoms: cough; breathlessness/difficulty in breathing; vomiting; cold catarrh.	ajīrṇa; bhukta bhakte nasya vyāpadaḥ	अजीर्ण; भुक्त भक्ते नस्य व्यापदः
ITA-5.76.143	Condition due to inhalation therapy administered to person who has taken oleation therapy	A condition characterized by some or all the following signs and symptoms: salivation; discharge from the nose; stickiness of eyes; errors of refraction/partial blindness; diseases of the head.	pītasneha; madyatoyapātukāmānāṃ nasya vyāpadaḥ	पीतस्नेह; मद्यतोयपातुकामानां नस्य व्यापदः
ITA-5.76.144	Condition due to inhalation therapy administered to person who has taken a head bath	A condition characterized by cold catarrh.	snātaśirasaḥ nasya vyāpadaḥ	स्नातशिरसः नस्य व्यापदः

Term ID	English term	Description	Sanskrit term in IAST*	Sanskrit term
ITA-5.76.145	Condition due to inhalation therapy administered to person who is hungry	A condition characterized by clinical features of vāta prakopa.	kṣudhārtasya nasya vyāpadaḥ	क्षुधार्तस्य नस्य व्यापदः
ITA-5.76.146	Condition due to inhalation therapy administered to person who is thirsty		tr̄ṣṇārtasya nasya vyāpadaḥ	तृष्णार्तस्य नस्य व्यापदः
ITA-5.76.147	Condition due to inhalation therapy administered to person with fatigue; intoxication or syncope		śrāmārtamattamūrc-chitānāma nasya vyāpadaḥ	श्रामार्तमत्तमूर्च्छितानाम नस्य व्यापदः
ITA-5.76.148	Condition due to inhalation therapy administered to person injured by sharp and blunt weapon	A condition characterized by excruciating pain.	śastradaṇḍahate nasya vyāpadaḥ	शस्त्रदण्डहते नस्य व्यापदः
ITA-5.76.149	Condition due to inhalation therapy administered to person fatigued by excessive indulgence in sexual activities; exercise or alcohol	A condition characterized by pain in head; pain in shoulders; pain in eyes; pain in chest.	vyavāya vyāyāma pānaklāntānāṃ nasya vyāpadaḥ	व्यवाय व्यायाम पानक्लान्तानां नस्य व्यापदः
ITA-5.76.150	Condition due to inhalation therapy administered to person with fever of recent onset and grief	A condition characterized by errors of refraction/partial blindness; aggravation of fever.	navajvare śoke nasya vyāpadaḥ	नवज्वरे शोके नस्य व्यापदः

Term ID	English term	Description	Sanskrit term in IAST*	Sanskrit term
ITA-5.76.151	Condition due to inhalation therapy administered to person who has taken purgation therapy	A condition characterized by affliction of the sense organs.	viriktasya nasya vyāpadaḥ	विरिक्तस्य नस्य व्यापदः
ITA-5.76.152	Complications caused by inhalation therapy administered to person who has taken unctuous enema	A condition characterized by heaviness of the head.	anuvāsitasya nasya vyāpadaḥ	अनुवासितस्य नस्य व्यापदः
ITA-5.76.153	Condition due to inhalation therapy administered to a pregnant woman	A condition characterized by arrested fetal growth; blindness in one eye; deformity of upper limbs or kyphosis; hemiplegic; deformity of lower limbs.	garbhiṇyā nasya vyāpadaḥ	गर्भिण्या नस्य व्यापदः
ITA-5.76.154	Condition due to inhalation therapy administered to person with coryza of recent origin	A condition characterized by morbidity of circulation channels.	navapratiśyāyartasya nasya vyāpadaḥ	नवप्रतिश्यायर्तस्य नस्य व्यापदः
ITA-5.76.155	Condition due to inhalation therapy administered in inappropriate season or on a cloudy day		anṛtau durdine nasya vyāpadaḥ	अनृतौ दुर्दिने नस्य व्यापदः
ITA-5.76.156	Condition due to suboptimal or inadequate dosage of oily snuff		snehananasya-ayoga/ snehananasyahīnayogaḥ	स्नेहननस्य-अयोग/ स्नेहननस्यहीनयोगः

Term ID	English term	Description	Sanskrit term in IAST*	Sanskrit term
ITA-5.76.157	Condition due to overdosage of oily snuff	A condition characterized by mucoid expectoration; heaviness of the head; abnormal sense organ functioning.	snehananasya-atiyogaḥ	स्नेहननस्य-अतियोगः
ITA-5.76.158	Condition due to suboptimal or inadequate dosage of evacuatory snuff	A condition characterized by derangement/impairment of vāta; dryness of sense organs; failure to obtain relief from the disease.	śirovirecananasya-ayogaḥ/ śirovirecananasya-hīnayogaḥ	शिरोविरेचननस्य-अयोगः/ शिरोविरेचननस्य-हीनयोगः
ITA-5.76.159	Condition due to overdosage of evacuatory snuff	A condition characterized by protrusion of brain matter; features of increased vāta; abnormal sense organ functioning; feeling of emptiness in the head.	śirovirecananasya-atiyogaḥ	शिरोविरेचननस्य-अतियोगः
ITA-5.76.160	Condition due to improper application of medicated smoke		dhūmapāna-apacāraḥ	धूमपान-अपचारः
ITA-5.76.161	Condition due to untimely application of medicated smoke therapy	A condition characterized by some or all the following signs and symptoms: giddiness or dizziness; syncope or swooning; headache; disturbed function or injury of nose; disturbed function or injury of ears; disturbed function or injury of eyes; disturbed function or injury of tongue; bleeding disorder; deafness/hearing impairment; blindness; thirst; dumbness/ aphasia; intoxication.	akāladhūmapānaḥ	अकालधूमपानः
ITA-5.76.162	Condition due to suboptimal application of medicated smoke therapy	A condition characterized by some or all the following signs and symptoms: an unclear voice; throat filled with mucus or kapha; sensation of head being wrapped in a wet cloth; disease not pacified.	dhūmapāna-ayogaḥ	धूमपान-अयोगः

Term ID	English term	Description	Sanskrit term in IAST*	Sanskrit term
ITA-5.76.163	Condition due to excess application or overuse of application of medicated smoke therapy	A condition characterized by some or all the following signs and symptoms: dryness of palate; feeling of dryness of head; dryness of throat; hotness in the palate; hotness of head; hotness of throat; thirst; confusion/delirium; profuse bleeding; severe giddiness or dizziness; syncope or swooning; impairment of sense organ functioning; giddiness or dizziness; intoxication; constant. sound in the ear; diseases of the eyes; diseases of the nose; weakness; fever; affliction of sense organs; inflammation of the palate; smoky/fuming sensation; vomiting; death.	dhūmapāna-atiyogaḥ	धूमपान-अतियोगः
ITA-5.76.164	Condition due to improper application of medicated smoke therapy	A condition characterized by some or all the following signs and symptoms: deafness/hearing impairment; blindness; dumbness/aphasia; bleeding disorder; giddiness; thirst; syncope or swooning; intoxication; confusion/delirium.	dhūmapānamithyāyogaḥ	धूमपानमिथ्यायोगः
ITA-5.76.165	Condition due to improper gargling therapy		kavalacikitsāpacāraḥ	कवलचिकित्सापचारः
ITA-5.76.166	Condition due to suboptimal use of gargling therapy	A condition characterized by dullness/frigidity/inactivity; nausea with mucus; ageusia.	kavalahīnayogaḥ	कवलहीनयोगः
ITA-5.76.167	Condition due to excessive use of gargling therapy	A condition characterized by loss of taste; stomatitis; thirst.	kavala-atiyogaḥ	कवल-अतियोगः
ITA-5.76.168	Condition due to improper application of eyedrops		āścyotana-apacāraḥ	आश्च्योतन-अपचारः
ITA-5.76.169	Condition due to suboptimal application of eyedrops	A condition leading to aggravation of the disease.	āścyotana-ayogaḥ	आश्च्योतन-अयोगः

Term ID	English term	Description	Sanskrit term in IAST*	Sanskrit term
ITA-5.76.170	Condition due to excessive use of eyedrops	A condition characterized by some or all the following signs and symptoms: eyelids becoming hard and causing crepitus; rubbing friction; difficulty in opening the eyelids; contraction of eyelids; pulsating sensation; winking of eyelids; inability to tolerate wind.	āścyotanātiyogaḥ	आश्च्योतनातियोगः
ITA-5.76.171	Condition due to application of very cold eyedrops	A condition characterized by some or all the following signs and symptoms: pricking type of pain; fixedness of eye; pain; lacrimation; rubbing friction.	atiśīta-aścyotanaḥ	अतिशीतअश्च्योतनः
ITA-5.76.172	Condition due to application of very hot and irritating eyedrops	A condition characterized by some or all the following signs and symptoms: pain; redness/congestion; loss of vision; burning sensation; inflammation/suppuration; debility of vision.	atyuṣṇatīkṣṇa-āścyotanaḥ	अत्युष्णतीक्ष्ण-आश्च्योतनः
ITA-5.76.173	Condition due to improper application of collyrium		añjana-apacāraḥ	अञ्जन-अपचारः
ITA-5.76.174	Condition of improper application of collyrium	A condition characterized by some or all the following signs and symptoms: redness/congestion/inflammation; lacrimation; pain; turbidity/dirtiness; burning sensation with sweating and restlessness; redness/congestion; rheum; pricking type of pain; difficulty in opening the eyelids; swelling; morbid affection of the iris; change of colour; ulceration and imperfect vision; errors of refraction/partial blindness.	añjanamithyāyogaḥ	अञ्जनमिथ्यायोगः
ITA-5.76.175	Condition of excessive application of collyrium	A condition characterized by some or all the following signs and symptoms: burning sensation; pricking type of pain; intermittent pain; loss of movement; rubbing friction; lacrimation; difficulty in opening the lids; lids becoming hard and causing crepitus; headache; debility of vision.	añjanātiyogaḥ	अञ्जनातियोगः
ITA-5.76.176	Condition due to improper application of scraping collyrium		lekhanāñjana-apacāraḥ	लेखनाञ्जन-अपचारः

Term ID	English term	Description	Sanskrit term in IAST*	Sanskrit term
ITA-5.76.177	Condition due to suboptimal application of scraping collyrium		lekhanāñjana-ayogaḥ	लेखनाञ्जन-अयोगः
ITA-5.76.178	Condition due to excessive application of scraping collyrium	A condition characterized by some or all the following signs and symptoms: distortion of eyes or vision; hardness in eyes; discoloration of eyes; flabbiness; excessive dryness of eyes; excessive lacrimation.	lekhanāñjana-atiyogaḥ	लेखनाञ्जन-अतियोगः
ITA-5.76.179	Condition due to improper application of soothing collyrium		prasādāñjana-apacāraḥ	प्रसादाञ्जन-अपचारः
ITA-5.76.180	Condition due to underdosage of soothing collyrium	A condition characterized by no desired effect following the administration of soothing collyrium.	prasādāñjana-ayogaḥ	प्रसादाञ्जन-अयोगः
ITA-5.76.181	Condition due to overdosage of soothing collyrium		prasādāñjana-atiyogaḥ	प्रसादाञ्जन-अतियोगः
ITA-5.76.182	Condition due to improper application of healing collyrium		ropaṇāñjana-apacāraḥ	रोपणाञ्जन-अपचारः
ITA-5.76.183	Condition due to underdosage of healing collyrium	A condition characterized by no desired effect following the administration of healing collyrium.	ropaṇāñjana-ayogaḥ	रोपणाञ्जन-अयोगः
ITA-5.76.184	Condition due to overdosage of healing collyrium		ropaṇāñjana-atiyogaḥ	रोपणाञ्जन-अतियोगः
ITA-5.76.185	Condition due to improper application of lubrication therapy on the eyes		tarpaṇa-apacāraḥ	तर्पण-अपचारः

Term ID	English term	Description	Sanskrit term in IAST*	Sanskrit term
ITA-5.76.186	Condition of suboptimal application of lubrication therapy on the eyes	A condition characterized by some or all the following signs and symptoms: dry eyes; turbid eyes; excessive lacrimation; photophobia/intolerance of visual perception; increase in disease characteristics.	tarpaṇahīnayogaḥ	तर्पणहीनयोगः
ITA-5.76.187	Condition of excessive application of lubrication therapy on the eyes	A condition characterized by some or all the following signs and symptoms: heaviness of eye; confused/turbid eyes; excessive unctuousness of eye; lacrimation; itching; greasiness; afflicted by dosha.	tarpaṇātiyogaḥ	तर्पणातियोगः
ITA-5.76.188	Condition due to improper application of juice expressed from warm herbal bolus on the eyes		puṭapāka-apacāraḥ;	पुटपाक-अपचारः
ITA-5.76.189	Condition of suboptimal retention of specially prepared medications in the eye	A codition characterized by inflammation/suppuration of eyes; lacrimation; type of pain where internal cooling is felt; appearance of dosha.	puṭapāka-hīnayogaḥ	पुटपाक-हीनयोगः
ITA-5.76.190	Condition of excessive retention of specially prepared medications in the eye	A condition characterized by pain; oedema; papules/ eruptions; appearance of partial blindness or timira.	puṭapāka-atiyogaḥ	पुटपाक-अतियोगः
ITA-5.76.191	Condition due to one of the eight impediments during a gap between two key panchakarma procedures		parihārakāla-vyāpadaḥ/ aparihārasevanam	परिहारकाल-व्यापदः/ अपरिहारसेवनम्

Term ID	English term	Description	Sanskrit term in IAST*	Sanskrit term
ITA-5.76.192	Condition of loud and excessive speech during panchakarma therapy recovery period	A condition characterized by some or all the following signs and symptoms: a burning sensation in the head; pricking pain in temples; pricking pain in ears; deafness; dryness of mouth; dryness of palate; dryness in throat; errors of refraction/partial blindness; thirst; fever; feeling of entering into darkness; lockjaw/catching sensation over jaw; torticollis/stiffness of neck; spitting; pain in chest and sides of neck; pain in sides of chest/flanks; hiccups; breathlessness/difficulty in breathing.	parihārakāle uccabhāṣyam	परिहारकाले उच्चभाष्यम्
ITA-5.76.193	Condition of jolting by conveyance during panchakarma therapy recovery period	A condition characterized by some or all the following signs and symptoms: looseness of the large joints; looseness of small joints; pain in jaw; nasal pain; earache; headache; pricking pain; irritation in the pelvic region; gurgling intestinal sounds/borborygmi; borborygmi/gurgling intestinal sounds; abdominal distension; feeling of obstruction in the precordial region/impairment of cardiac activity/bradycardia; obstruction of sense organ functioning; pain in hips/buttocks; pain in sides of chest/flanks; pain in groin; pain in scrotum; low back pain; pain in back; weakness of joints; weakness of shoulders; weakness of neck; burning sensation in the limbs; pedal oedema; pedal numbness; tingling sensation in the feet.	parihārakāle rathakṣobhaḥ	परिहारकाले रथक्षोभः
ITA-5.76.194	Condition of long walk during panchakarma therapy recovery period	A condition characterized by some or all the following signs and symptoms: pain in legs/feet; pain in calf region; pain in thighs; pain in knees; pain in groin region; pain in pelvic region; pain in back; feeling of weakness/fatigue of thighs; pricking pain in legs; claudication/cramp in the calf muscles; generalized body aches; burning sensation in the shoulders/scapula; pulsatile veins; pulsatile arteries; breathlessness/difficulty in breathing; cough.	parihārakāle aticaṅkramaṇam	परिहारकाले अतिचङ्क्रमणम्
ITA-5.76.195	Condition of prolonged sitting during panchakarma therapy recovery period	A condition characterized by some or all the following signs and symptoms: pain in hips/buttocks; pain in sides of chest/flanks; pain in groin region; scrotal pain; low back pain; pain in back; weakness of joints; weakness of shoulders; weakness of neck; burning sensation in the limbs; pedal oedema; pedal numbness; tingling sensation in the feet.	parihārakāle ati-āsanam	परिहारकाले अति-आसनम्

Term ID	English term	Description	Sanskrit term in IAST*	Sanskrit term
ITA-5.76.196	Condition of indigestion during panchakarma therapy recovery period		parihārakāle ajīrṇabhojanam	परिहारकाले अजीर्णभोजनम्
ITA-5.76.197	Condition of unwholesome food and irregular meal during panchakarma therapy recovery period	A condition characterized by some or all the following signs and symptoms: an aversion to food; weakness; discoloration; itching; scabies; bodily exhaustion or tiredness; clinical features of grahaṇī; haemorrhoids.	parihārakāle ahitabhojanam	परिहारकाले अहितभोजनम्
ITA-5.76.198	Condition of midday sleep during panchakarma therapy recovery period	A condition characterized by some or all the following signs and symptoms: loss of taste; indigestion; loss of agni; sensation of being covered with a wet cloth; pallor; itching; scabies; burning sensation; vomiting; generalized body aches; tightness in the precordial region; dullness/frigidity/ inactivity; drowsiness/lassitude; continuous sleep; appearance of nodules; weakness; blood-coloured urine/ haematuria; reddish-coloured eyes; coating on the palate.	parihārakāle divāsvapnaḥ	परिहारकाले दिवास्वप्नः
ITA-5.76.199	Condition of sexual intercourse during panchakarma therapy recovery period		parihārakāle mithyāvyavāyaḥ	परिहारकाले मिथ्याव्यवायः
ITA-5.76.200	Condition of improper surgical intervention		śastrakarma-apacāraḥ	शस्त्रकर्म-अपचारः
ITA-5.76.201	Condition due to faulty surgical procedure	A condition characterized by loss of strength; loss of function; excessive bleeding; swelling; distension of internal organs; moistening/soddening; excruciating pain; uneasiness/ agitation/feeling of discomfort; recurrence of the disease; instant death.	śastravibhramaḥ	शस्त्रविभ्रमः

Term ID	English term	Description	Sanskrit term in IAST*	Sanskrit term
ITA-5.76.202	Condition due to improper piercing of ear lobule or pinna		karṇavyadhajanyarogaḥ	कर्णव्यधजन्यरोगः
ITA-5.76.203	Condition of fever, swelling due to improper piercing of child's ear	A condition characterized by fever; burning sensation; swelling; pain.	kālikā	कालिका
ITA-5.76.204	Condition of development of knots due to improper piercing of child's ear	A condition characterized by pain; fever; glandular swellings and knots.	marmarikā	मर्मरिका
ITA-5.76.205	Condition of neck stiffness due to improper piercing of child's ear	A condition characterized by neck and head stiffness; tetanus; and earache.	lohitakā	लोहितका
ITA-5.76.206	Condition of improper repair of punctured ear		karṇavyadhana-sandhāna-ayogaḥ	कर्णव्यधनसन्धान-अयोगः
ITA-5.76.207	Condition of improper repair of punctured ear causing vata-vitiated blood	A condition characterized by loss of skin.	vātaduṣṭaraktaḥ	वातदुष्टरक्तः
ITA-5.76.208	Condition of improper repair of punctured ear causing pitta-vitiated blood	A condition characterized by a burning sensation; inflammation/suppuration; redness/congestion; pain.	pittaduṣṭaraktaḥ	पित्तदुष्टरक्तः
ITA-5.76.209	Condition of improper repair of punctured ear causing kapha-vitiated blood	A condition characterized by stiffness; itching.	kaphaduṣṭaraktaḥ	कफदुष्टरक्तः

Term ID	English term	Description	Sanskrit term in IAST*	Sanskrit term
ITA-5.76.210	Condition of improper repair of punctured ear causing excessive bleeding	A condition characterized by discoloration; oedema.	atipravṛttaraktaḥ	अतिप्रवृत्तरक्तः
ITA-5.76.211	Condition due to scanty bleeding condition		alpapravṛttaraktaḥ	अल्पप्रवृत्तरक्तः
ITA-5.76.212	Condition due to improper puncturing in eye diseases	A condition characterized by some or all the following signs and symptoms: redness/congestion; oedema; tumour; sucking type of pain; muscular growth resembling bubble; downward gaze; eye disease/glacouma; pain.	liṅganāśamithyā-vedhanam	लिङ्गनाशमिथ्यावेधनम्
ITA-5.76.213	Doncition due to excessive scraping in eye diseases	A condition characterized by some or all the following signs and symptoms: the eyelids remaining everted; eyelashes becoming distorted; pain; profuse discharge.	lekhanātiyogaḥ	लेखनातियोगः
ITA-5.76.214	Condition due to inadequate scraping in eye diseases	A condition characterized a thick bloody discharge from the eye wound produced by the instrument; redness/congestion; oedema; excessive discharge; errors of refraction/partial blindness; failure of condition to improve; brownish discoloration of eyelid; heaviness; fixedness of eyelid; itching of eyelid; flickering of eyelids; sticky discharge; severe inflammation of eye.	lekhanāyogaḥ	लेखनायोगः
ITA-5.76.215	Condition due to improper application of alkali substance		kṣārakarma-apacāraḥ	क्षारकर्म-अपचारः
ITA-5.76.216	Condition due to improper application of alkali substance	A condition characterized by some or all the following signs and symptoms: fever; diarrhoea; thirst; confusion/delirium; syncope or swooning; precordial pain/cardiac pain; cardiac distress.	kṣāravibhramaḥ	क्षारविभ्रमः

Term ID	English term	Description	Sanskrit term in IAST*	Sanskrit term
ITA-5.76.217	Condition due to excessive internal usage of alkali solution	A condition characterized by some or all the following signs and symptoms: hair loss; impairment of vision; affliction of heart; impotence/loss of sexual vigour; blindness; impotence; baldness; greying of hair; cutting type of pain in cardiac region.	kṣārapāna-atiyogaḥ	क्षारपान-अतियोगः
ITA-5.76.218	Condition due to excessive cauterization or burns due to application of alkali substance	A condition characterized by some or all the following signs and symptoms: burning sensation; redness/congestion; inflammation/suppuration; discharge; generalized body aches; exhaustion without exertion; thirst; syncope or swooning; death; burning sensation with sweating and restlessness; swelling/proctitis; fever; spreading cellulitis/erysipelas; diseases of head; bleeding.	kṣāra-atidagdhaḥ	क्षार-अतिदग्धः
ITA-5.76.219	Condition due to excessive burns to the anus due to application of alkali substance	A condition characterized by some or all the following signs and symptoms: obstruction of faeces; obstruction to passage of urine; diarrhoea; impotence/loss of sexual vigour; death on fissuring/tearing of anus; swelling at anus; pricking type of pain; proctalgia; anal discharge; absent urge to defecate; inability to hold urine; excessive defecation; frequent micturition.	kṣāra-atidagdhagudaḥ	क्षार-अतिदग्धगुदः
ITA-5.76.220	Condition due to excessive burns to the nose due to application of alkali substance	A condition characterized by destruction of nasal cartilage; constriction of nasal cartilage; loss of sense of smell.	kṣāra-atidagdhanāsā	क्षार-अतिदग्धनासा
ITA-5.76.221	Condition due to excessive burns to the eye due to application of alkali substance	A condition characterized by disruption of the sensory function of the eye due to puncture of eyelids; impaired vision.	kṣāra-atidagdhanetram	क्षार-अतिदग्धनेत्रम्
ITA-5.76.222	Condition due to excessive burns to the ear due to application of alkali substance	A condition characterized by loss of hearing.	kṣāra-atidagdhaśrotram	क्षार-अतिदग्धश्रोत्रम्

Term ID	English term	Description	Sanskrit term in IAST*	Sanskrit term
ITA-5.76.223	Condition due to inadequate application of alkali substance	A condition characterized by pricking pain; itching; dullness/ frigidity/inactivity; increase in disease characteristics; coppery discoloration.	kṣāra-hīnadagdhaḥ / durdagdhaḥ	क्षार-हीनदग्धः /दुर्दग्धः
ITA-5.76.224	Condition due to due to improper application of thermal cautery		agnikarma-apacāraḥ	अग्निकर्म-अपचारः
ITA-5.76.225	Condition due to due to improper application of thermal cautery		agnivibhramaḥ	अग्निविभ्रमः
ITA-5.76.226	Condition due to excessive burns due to therapeutic cautery	A condition characterized by some or all the following signs and symptoms: māṃsa persisting at burn site; loosening of body parts; excessive injury to blood vessels/loss of blood vessles; excessive injury to tendons/loss of tendons; excessive injury to joints/loss of joints; excessive injury to bones/loss of bones; fever; burning sensation; thirst; syncope or swooning; delayed wound healing; discoloured scar of healed wound; severe pain; smoky sensation; deep wounds; vomiting; heavy bleeding; complications due to heavy blood loss such as emaciation; tremors; convulsive body movements; contractions of māṃsa; death.	agni-atidagdhaḥ	अग्नि-अतिदग्धः
ITA-5.76.227	Condition due to excessive cautery of nose		nāsā-atidagdhaḥ	नासा-अतिदग्धः
ITA-5.76.228	Condition due to excessive cautery of anus		atidagdha-gudaḥ	अतिदग्ध-गुदः
ITA-5.76.229	Condition due to excessive cautery of haemorrhoids	A condition characterized by some or all the following signs and symptoms: anal fissure; burning sensation; syncope or swooning; fever; thirst; complications due to heavy blood loss.	atidagdha-arśaḥ	अतिदग्ध-अर्शः

Term ID	English term	Description	Sanskrit term in IAST*	Sanskrit term
ITA-5.76.230	Improper burn	A condition characterized by some or all the following signs and symptoms: blister; severe sucking pain; severe burning sensation; severe redness; severe inflammation; pain which takes a long time to subside.	durdagdham	दुर्दग्धम्
ITA-5.76.231	Condition due to inadequate cautery of haemorrhoids	A condition characterized by some or all the following signs and symptoms: bluish-black colour; small wound; itching; impairment of vāta; impairment of sense organs; failure to resolve.	hīnadagdha-arśaḥ	हीनदग्ध-अर्शः
ITA-5.76.232	Condition due to incomplete first-degree burn	A condition characterized by discoloration; burning sensation with sweating and restlessness; no blisters.	tuttha-dagdhaḥ	तुत्थ-दग्धः
ITA-5.76.233	Condition due to due to improper wound care		vraṇa-apacāraḥ	व्रण-अपचारः
ITA-5.76.234	Superficial wound	A condition characterized by inflammation/suppuration in which bandaging is contraindicated.	abudhnavraṇaḥ	अबुध्नव्रणः
ITA-5.76.235	Condition due to usage of very dry wick for treating wound(s)		atirūkṣavraṇavarti-upayogaḥ	अतिरूक्षव्रणवर्ति-उपयोगः
ITA-5.76.236	Condition due to usage of very unctuous wick for treating wound(s)	A condition characterized by increased moistness due to unctuous wicks.	atisnigdhavraṇavarti-upayogaḥ	अतिस्निग्धव्रणवर्ति-उपयोगः
ITA-5.76.237	Condition due to tightly packed or bandaged wound	A condition characterized characterized by oedema; pain; rubbing of wound margins.	gāḍhabandhana-vraṇaḥ	गाढबन्धन-व्रणः

Term ID	English term	Description	Sanskrit term in IAST*	Sanskrit term
ITA-5.76.238	Condition due to improper management of wound(s)		mithyāvraṇopacāraḥ	मिथ्याव्रणोपचारः
ITA-5.76.239	Condition due to improper intake of astringent substances.		kaṣāyarasa-mithyāyogaḥ	कषायरस-मिथ्यायोगः
ITA-5.76.240	Condition due to use of gruel endstage of fever		yūṣopayogajīrṇajvaraḥ	यूषोपयोगजीर्णज्वरः/ यूषोपयोगवातज्वरः

6. Materials
द्रव्यम्

Term ID	English term	Description	Sanskrit term in IAST*	Sanskrit term
6.1	**Pharmacognosy**			
ITA-6.1.1	Ayurvedic pharmacology		dravyaguṇavignanam	द्रव्यगुण विज्ञानम्
ITA-6.1.2	Substance		dravyam	द्रव्यम्
ITA-6.1.3	Herb		oṣadhiḥ	ओषधिः
ITA-6.1.4	Remedy	“Bheṣaja” is a comprehensive term representing different treatment approaches in the direct administration of medicines. It is also used to indicate a remedy, medicine, medicament, drug or incantation, and is generally considered to have two modes: one which bestows well-being in healthy individuals and the other which alleviates diseases.	bheṣajam	भेषजम्
ITA-6.1.5	Pharmacy		bheṣajāgāraḥ, bheṣajagṛham	भेषजागारः, भेषजगृहम्
ITA-6.1.6	Medicine		auṣadham	औषधम्
ITA-6.1.7	Substance with properties aligned to the five basic elements in its composition	Substance with properties aligned to the five basic elements in its composition as deducted from its perceivable attributes such as taste and qualities. Although barley and wheat possess the properties of sweetness and heaviness (which ideally should alleviate vata), wheat alleviates vata while barley aggravates it. In this instance, wheat is an example of a substance with properties aligned to the five basic elements in its composition .	samānapratyayārabdhadravyaḥ	समानप्रत्ययारब्धद्रव्यः

Term ID	English term	Description	Sanskrit term in IAST*	Sanskrit term
ITA-6.1.8	Substance with properties inconsistent with the five basic elements in its composition	Substance with properties inconsistent with the five basic elements in its composition as deducted from its perceivable attributes such as taste and qualities. Although barley and wheat possess the properties of sweetness and heaviness (which ideally should alleviate vata), wheat alleviates vata while barley aggravates it. In this instance, barley is an example of a substance with properties inconsistent with the five basic elements in its composition	vicitrapratyayārabdhadravyaḥ	विचित्रप्रत्ययारब्धद्रव्यः
ITA-6.1.9	Drugs of animal origin		jāṅgamaḥ	जाङ्गमः
ITA-6.1.10	Drugs of plant origin		audbhidam	औद्भिदम्
ITA-6.1.11	Drugs of mineral origin		pārthivam	पार्थिवम्
ITA-6.1.12	Substitute drug		pratinidhidravyam	प्रतिनिधिद्रव्यम्
ITA-6.1.13	Top-of-the-list entities such as medicine, food, health practices and habits	Examples: cow's milk in the category "milks", green gram in the category "pulses", grapes in the category "fruits", etc.	agryasaṅgrahaḥ	अग्र्यसङ्ग्रहः
6.2	**Five pharmaco-therapeutic principles of substance**			
ITA-6.2.1	Five pharmaco-therapeutic principles of substance	The five pharmaco-therapeutic principles of substances are taste, quality, potency, post-digestion taste, and unique therapeutic action.	rasapañcakam	रसपञ्चकम्
6.2.1	**Taste**			
ITA-6.2.1.1	Taste	There are six tastes: sweet, sour, salty, pungent, bitter and astringent. The term also indicates the fundamental structural component of primary circulating nutrient fluid (rasadhatu) as well as mercury.	rasaḥ	रसः
ITA-6.2.1.2	Sweet taste		madhura-rasaḥ, svāduḥ	मधुर-रसः, स्वादुः

Term ID	English term	Description	Sanskrit term in IAST*	Sanskrit term
ITA-6.2.1.3	Group of sweet substances		madhuraskandhaḥ	मधुरस्कन्धः
ITA-6.2.1.4	Sour taste		amla-rasaḥ	अम्ल-रसः
ITA-6.2.1.5	Group of sour substances		amlaskandhaḥ	अम्लस्कन्धः
ITA-6.2.1.6	Salty taste		lavaṇa-rasaḥ, paṭuḥ	लवण-रसः, पटुः
ITA-6.2.1.7	Group of salty substances		lavaṇaskandhaḥ	लवणस्कन्धः
ITA-6.2.1.8	Pungent taste		kaṭu-rasaḥ, ūṣaṇaḥ	कटु-रसः, ऊषणः
ITA-6.2.1.9	Group of pungent substances		kaṭukaskandhaḥ, kaṭus-kandhaḥ	कटुकस्कन्धः, कटुस्कन्धः
ITA-6.2.1.10	Bitter taste		tikta-rasaḥ	तिक्त-रसः
ITA-6.2.1.11	Group of bitter substances		tiktaskandhaḥ	तिक्तस्कन्धः
ITA-6.2.1.12	Astringent taste		kaṣāya-rasaḥ, tuvaraḥ	कषाय-रसः , तुवरः
ITA-6.2.1.13	Group of astringent substances		kaṣāyaskandhaḥ	कषायस्कन्धः
ITA-6.2.1.14	Secondary taste		anurasaḥ	अनुरसः
ITA-6.2.1.15	Indistinct taste		anirdeśyarasaḥ	अनिर्देश्यरसः
ITA-6.2.1.16	Taste exerting cooling effect	Taste exerting a cooling effect due to the predominance of water element.	saumyarasaḥ	सौम्यरसः
ITA-6.2.1.17	Taste exerting heating effect	Taste exerting a heating effect due to the predominance of fire element.	āgneyarasaḥ	आग्नेयरसः

Term ID	English term	Description	Sanskrit term in IAST*	Sanskrit term
6.2.2	**Property, quality or attribute**			
6.2.2.1	Property, quality or attribute	For detailed information see Chapter 1, ITA-1.9.4.1 to ITA-1.9.4.5	guṇaḥ	गुणः
6.2.3	**Potency**			
6.2.3.1	Potency	The innate quality of a substance, its ability to effectuate a change, or act on the body and mind. Broadly categorized into two categories: hot and cold potency.	vīryam, śaktiḥ	वीर्यम्, शक्तिः
6.2.4	**Post-digestive state**			
6.2.4.1	Post digestive state	Taste of a substance after undergoing complete digestion and transformation. There are three types: sweet, sour and astringent.	vipākaḥ	विपाकः
6.2.5	**Unique therapeutic action**			
6.2.5.1	Unique therapeutic action	An observed pharmacological action, the mechanism of which remains as yet unknown.	prabhāvaḥ	प्रभावः
6.2.6	**Pharmacological activity**			
ITA-6.2.6.1	Pharmacological activity	Defined as the action inherent in the substance. Covers a wide range of pharmaco-therapeutic actions and nutritional effects.	karma	कर्म
ITA-6.2.6.2	Pacifying vitiated dosha		doṣa-praśamanam	दोष-प्रशमनम्
ITA-6.2.6.3	Disrupting normalcy of fundamental structural components		dhātu-pradūṣaṇam	धातु-प्रदूषणम्
ITA-6.2.6.4	Maintaining well-being and good health		svasthavṛttahitam	स्वस्थवृत्तहितम्

Term ID	English term	Description	Sanskrit term in IAST*	Sanskrit term
ITA-6.2.6.5	Restoring normalcy or pacifying action	Substances with the ability to restore normalcy, i.e. vata-pacifying, pitta-pacifying and kapha-pacifying .	śamanam [vāta-śamanam, pitta-śamanam and kapha-śamanam]	शमनम् [वातशमनम्, पित्तशमनम्, कफशमनम्]
ITA-6.2.6.6	Vitiating action	Substances with the ability to destabilize health by vitiating one or several doshas, i.e. vata-vitiating, pitta-vitiating and kapha-vitiating .	kōpanam [vātakōpanam, pittakōpanam, kapha-kōpanam]	कोपनम् [वातकोपनम्, पित्तकोपनम्, कफकोपनम्]
ITA-6.2.6.7	Stimulating digestive fire or appetizing action	A therapeutic action which kindles digestive fire without directly acting on the products of incomplete digestion, transformation or metabolism (ama). It also denotes the procedure for preparing mercury to amalgamate other substances.	dīpanam	दीपनम्
ITA-6.2.6.8	Digestive action	A drug which directly acts on products of incomplete digestion, transformation or metabolism (ama) but does not kindle digestive fire	pācanam	पाचनम्
ITA-6.2.6.9	Palliative action	A drug which neither eliminates aggravated doṣha nor aggravates normal dosha but restores irregular dosha to normalcy.	saṃśamana-karma	संशमन-कर्म
ITA-6.2.6.10	Therapeutic emesis	A therapeutic emesis to eliminate vitiated pitta and kapha which are drawn to the stomach by preparatory panchakarma procedures .	vamana-karma, ūrdhvabhāgahara-karma	वमन-कर्म, ऊर्ध्वभागहर-कर्म
ITA-6.2.6.11	Normal course of movement	A therapeutic action which helps in the proper formation of excreta and relieves any obstruction to their downward movement; it also indicates the direction of stroke employed in a regular therapeutic oil massage.	anulōmanam	अनुलोमनम्
ITA-6.2.6.12	Mild laxative	A type of purgative which does not allow unformed excreta to adhere to the alimentary canal but expels them.	sraṃsana-karma	स्रंसन-कर्म
ITA-6.2.6.13	Strong laxative	A type of therapeutic action which breaks down faecal matter or vitiated dosha and expels them.	bhedanam	भेदनम्

Term ID	English term	Description	Sanskrit term in IAST*	Sanskrit term
ITA-6.2.6.14	Therapeutic purgation	A therapeutic purgation to eliminate vitiated dosha which are drawn to the stomach by preparatory panchakarma procedures .	virecana-karma, recana-karma	विरेचन-कर्म, रेचनकर्म
ITA-6.2.6.15	Corrosive action	A therapeutic action which forcibly drives out sticky dosha such as kapha.	chedanam	छेदनम्
ITA-6.2.6.16	Drying and sloughing	A therapeutic action which dries and sheds tissues or impurities from the body.	lekhanam	लेखनम्
ITA-6.2.6.17	Weight-reducing	A related term to emaciating substance.	karśanam	कर्शनम्
ITA-6.2.6.18	Absorptive action	A drug which has appetizing and digestive qualities as well as an absorbent action due to its hot quality.	grāhī	ग्राही
ITA-6.2.6.19	Inhibition of excess flow or secretions	The action of a dry, cold, and astringent substance is to increase vata and check its flow through or out of the body; it therefore has a styptic action.	stambhanam	स्तम्भनम्
ITA-6.2.6.20	Semen-producing		śukrajananam	शुक्रजननम्
ITA-6.2.6.21	Promoting optimum semen quantity	The therapeutic action of a drug which increases semen.	śukralaḥ	शुक्रलः
ITA-6.2.6.22	Substances that cleanse or purify semen	A qualitative improvement of semen.	śukraśodhanam	शुक्रशोधनम्
ITA-6.2.6.23	Substance that is harmful for semen production		śukraharaḥ, śukraghnam	शुक्रहरः, शुक्रघ्नम्
ITA-6.2.6.24	Substance inducing sterility		ṣāṇḍhyakaraḥ, puṃstvopaghātīn, puṃstvanāśanaḥ	षाण्ढ्यकरः, पुम्स्त्वोपघातिन्, पुम्स्त्वनाशनः
ITA-6.2.6.25	Substance restoring menstrual flow		ārtavajananam	आर्तवजननम्

Term ID	English term	Description	Sanskrit term in IAST*	Sanskrit term
ITA-6.2.6.26	Substance sustaining and preserving pregnancy	In general, this term also covers lifestyle and therapeutic measures that create the conditions favourable for preserving pregnancy.	garbhasthāpanam, prajāsthāpanam	गर्भस्थापनम्, प्रजास्थापनम्
ITA-6.2.6.27	Galactagogue, substance promoting lactation		Stanyajananam, stanyakṛt	स्तन्यजननम्, स्तन्यकृत्
ITA-6.2.6.28	Breast milk purifier		stanyaśodhanam	स्तन्यशोधनम्
ITA-6.2.6.29	Substance promoting health and functioning of the eyes		netryam, cakṣuṣyam	नेत्र्यम्, चक्षुष्यम्
ITA-6.2.6.30	Substance clearing vision		dṛkprasādanam	दृक्प्रसादनम्
ITA-6.2.6.31	Substance promoting health and functioning of the throat		kaṇṭhyam	कण्ठ्यम्
ITA-6.2.6.32	Substance enhancing the voice		svaryam	स्वर्यम्
ITA-6.2.6.33	Taste enhancer		rocanaḥ, rucyam,rucikṛt, rociṣṇuḥ	रोचनः, रुच्यम्, रुचिकृत्, रोचिष्णुः
ITA-6.2.6.34	Substance enhancing health and functioning of the heart, mind-pleasing		hṛdyam	हृद्यम्
ITA-6.2.6.35	Substance reducing health and functioning of the heart, mind-displeasing		ahṛdyam	अहृद्यम्

Term ID	English term	Description	Sanskrit term in IAST*	Sanskrit term
ITA-6.2.6.36	Substance clearing the sense organs		akṣaprasādanam	अक्षप्रसादनम्
ITA-6.2.6.37	Antidote		agadaḥ	अगदः
ITA-6.2.6.38	Rapidly acting		āśukārī	आशुकारी
ITA-6.2.6.39	Substance spreading all over the body before being digested	Example: intoxication with Cannabis sativa L. and Papaver somniferum L.	vyavāyī	व्यवायी
ITA-6.2.6.40	Substance damaging tissue and loosening joints	Example: deleterious effects of chewing Areca catechu L. .	vikāśī	विकाशी
ITA-6.2.6.41	Narcotic, intoxicant	Substances hampering the intellectual functions following consumption, e.g. alcohol.	madakārī	मदकारी
ITA-6.2.6.42	Substance unclogging channels in the body		pramāthī	प्रमाथी
ITA-6.2.6.43	Substance maintaining life, wholesome to life		jīvanīyaḥ	जीवनीयः
ITA-6.2.6.44	Bulk-promoting		bṛṃhaṇīyaḥ	बृंहणीयः
ITA-6.2.6.45	Substance which dehydrates		rukṣaṇam	रुक्षणम्
ITA-6.2.6.46	Substance liquefying and causing oozing of body fluids		viṣyandaḥ	विष्यन्दः
ITA-6.2.6.47	Substance inducing body secretions and clogging of channels	Substances blocking the channels that transport primary circulating nutrient fluid and producing heaviness in the body.	abhiṣyandi	अभिष्यन्दि

Term ID	English term	Description	Sanskrit term in IAST*	Sanskrit term
ITA-6.2.6.48	Anabolism	Effect of a substance which acts as anabolic and promotes growth.	upacayaḥ	उपचयः
ITA-6.2.6.49	Anti-emetic		chardinigrahaṇam, chardighnam	छर्दिनिग्रहणम्, छर्दिघ्नम्
ITA-6.2.6.50	Substance imparting a normal colour to the faeces		purīṣavirajanīya	पुरीषविरजनीय
ITA-6.2.6.51	Stool-consolidating		purīṣasaṅgrahaṇīya	पुरीषसङ्ग्रहणीय
ITA-6.2.6.52	Substance increasing the quantity of faeces		purīṣajananam	पुरीषजननम्
ITA-6.2.6.53	Substance increasing the quantity of urine		mūtrajananam	मूत्रजननम्
ITA-6.2.6.54	Substance accommodating the properties of other substances	Substance accommodating the properties of other substances with which it comes into contact without losing its own attributes: it can therefore be used as a vehicle for drug administration, e.g. honey.	yogavāhī	योगवाही
ITA-6.2.6.55	Wound-healing		vraṇa-ropaṇaḥ	व्रण-रोपणः
ITA-6.2.6.56	Substance promoting wound-healing		vraṇyaḥ	व्रण्यः
ITA-6.2.6.57	Substance healing fresh wounds		sadyaḥkṣataghnam	सद्यःक्षतघ्नम्
ITA-6.2.6.58	Substance producing belching, thirst, burning sensation and difficult to digest		vidāhī	विदाही
ITA-6.2.6.59	Life-sustaining		vṛttikaraḥ	वृत्तिकरः

Term ID	English term	Description	Sanskrit term in IAST*	Sanskrit term
ITA-6.2.6.60	Lifespan-enhancing	Substances which are beneficial for enhancement of the life span.	āyuṣyam	आयुष्यम्
ITA-6.2.6.61	Life span-reducing	Life span-limiting substances.	anāyuṣyam	अनायुष्यम्
ITA-6.2.6.62	Substance enhancing the reproductive element in both quality and quantity		vṛṣyam	वृष्यम्
ITA-6.2.6.63	Unwholesome to ojas		anaujasyam	अनौजस्यम्
ITA-6.2.6.64	Substance pacifying cold sensation		Śītapraśamanam, śītāpanayanam	शीतप्रशमनम्, शीतापनयनम्
ITA-6.2.6.65	Anti-colic		śūlapraśamanam	शूलप्रशमनम्
ITA-6.2.6.66	Blood purifier		raktaśodhanaḥ, asraviśodhanaḥ	रक्तशोधनः, अस्रविशोधनः
ITA-6.2.6.67	Substance alleviating inflammation		śothaharaḥ, śothaghnaḥ, śvayathughnaḥ, śvayathuharaḥ	शोथहरः, शोथघ्नः, श्वयथुघ्नः, श्वयथुहरः
ITA-6.2.6.68	Wound cleansing		vraṇa-śodhanam	व्रण-शोधनम्
ITA-6.2.6.69	Anti-pruritic		kaṇḍūghnaḥ, kaṇḍūharaḥ, kaṇḍūpraśamanaḥ	कण्डूघ्नः, कण्डुहरः, कण्डूप्रशमनः
ITA-6.2.6.70	Substance relieving dyspnoea		śvāsaharaḥ	श्वासहरः
ITA-6.2.6.71	Substance restoring consciousness		saṃjñāsthāpanam	संज्ञास्थापनम्
ITA-6.2.6.72	Tissue-binding, union-promoting		sandhānīya	सन्धानीय

Term ID	English term	Description	Sanskrit term in IAST*	Sanskrit term
ITA-6.2.6.73	Tissue-binding, union-promoting	Substance aiding in fracture union or wound healing.	sandhānakaraḥ	सन्धानकरः
ITA-6.2.6.74	Substance promoting firmness, stability		sthairyakaraḥ	स्थैर्यकरः
ITA-6.2.6.75	Somniferous, soporific	Substance tending to induce sleep.	svapnajananam	स्वप्नजननम्
ITA-6.2.6.76	Diaphoretic	Substance inducing perspiration.	svedajananam	स्वेदजननम्
ITA-6.2.6.77	Anti-diaphoretic	Substance reducing perspiration.	svedāpanayanaḥ	स्वेदापनयनः
ITA-6.2.6.78	Hiccup-relieving		hikkānigrahaṇaḥ	हिक्कानिग्रहणः
ITA-6.2.6.79	Substance aiding in union of fractures		bhagnasandhānam, bhagnasandhānakaraḥ	भग्नसन्धानम्, भग्नसन्धानकरः
ITA-6.2.6.80	Trichogenic	Substances promoting hair growth.	keśavardhanam	केशवर्धनम्
ITA-6.2.6.81	Substance beneficial to hair		keśyam, romasañja-nanam	केश्यम्, रोमसञ्जननम्
ITA-6.2.6.82	Hair colorant		keśarañjanam	केशरञ्जनम्
ITA-6.2.6.83	Substance removing foul mouth odour		mukhagandhaharaḥ	मुखगन्धहरः
6.2.7	**Drug Administration**			
ITA-6.2.7.1	Time of administration of a medicine	Frequency or dosage interval	bhaiṣajyakālaḥ / auṣadhakālaḥ	भैषज्यकालः / औषधकालः
ITA-6.2.7.2	Administration of medicine on empty stomach		Abhaktam, anannam	अभक्तम्, अनन्नम्

Term ID	English term	Description	Sanskrit term in IAST*	Sanskrit term
ITA-6.2.7.3	Administration of medicine at the beginning of a meal		bhuktādiḥ, annādau, prāgbhaktaḥ	भुक्तादिः, अन्नादौ, प्राग्भक्तः
ITA-6.2.7.4	Administration of medicine in the middle of a meal		madhyabhaktaḥ, madhyabhojanam	मध्यभक्तः, मध्यभोजनम्
ITA-6.2.7.5	Administration of medicine after a meal		aścādpbhaktaḥ, adhobhaktaḥ, bhojanottaram	पश्चाद्भुक्तः, अधोभक्तः, भोजनोत्तरम्
ITA-6.2.7.6	Frequent administration of medicine		muhurmuhuḥ	मुहुर्मुहुः
ITA-6.2.7.7	Administration of medicine immediately before and after meals		sāmudgam	सामुद्गम्
ITA-6.2.7.8	Administration of medicine mixed with food		bhaktasaṃyuktam, sabhaktaḥ, sānnam, sambhojyam.	भक्तसंयुक्तम्, सभक्तः, सान्नम्, सम्भोज्यम्
ITA-6.2.7.9	Administration of medicine with a morsel of food		sagrāsam, grāsam	सग्रासम्, ग्रासम्
ITA-6.2.7.10	Administration of medicine between successive morsels of food		grāsāntaram, kavalān-taram	ग्रासान्तरम्, कवलान्तरम्
ITA-6.2.7.11	Administration of medicine at night before sleeping		niśi, svapnakālaḥ	निशि, स्वप्नकालः

Term ID	English term	Description	Sanskrit term in IAST*	Sanskrit term
ITA-6.2.7.12	Administration of medicine between meals		antarabhaktam	अन्तरभक्तम्
ITA-6.2.7.13	Dose or measure		mātrā	मात्रा

7. Preparation of medicines
औषधकल्पना

Term ID	English term	Description	Sanskrit term in IAST*	Sanskrit term
7.1	**Single and multi-ingredient Ayurvedic dosage forms**			
ITA-7.1.1	Preparation of medicines		auṣadhakalpanā	औषधकल्पना
ITA-7.1.2	Ayurvedic pharma-ceuticals		bhaiṣajyakalpanā	भैषज्यकल्पना
ITA-7.1.3	Paste		kalkaḥ	कल्कः
ITA-7.1.4	Decoction		kvāthaḥ, śṛtaḥ, niryūhaḥ	क्वाथः, शृतः, निर्यूहः
ITA-7.1.5	Powder		cūrṇam, rajaḥ,kṣodaḥ	चूर्णम्, रजः, क्षोडः
ITA-7.1.6	Juice		svarasaḥ	स्वरसः
ITA-7.1.7	Juice expressed from steamed bolus of herbs		puṭapākasvarasaḥ	पुटपाकस्वरसः
ITA-7.1.8	Hot infusion		phāṇṭam, cūrṇadravaḥ	फाण्टम्, चूर्णद्रवः
ITA-7.1.9	Cold infusion		himakaṣāyaḥ, śītakaṣāyaḥ,himaḥ,śītaḥ	हिमकषायः, शीतकषायः, हिमः, शीतः
ITA-7.1.10	Water-soluble extract concentrated into semisolid form	The desired drug is decocted, filtered and concentrated into a thick syrup	rasakriyā	रसक्रिया

Term ID	English term	Description	Sanskrit term in IAST*	Sanskrit term
ITA-7.1.11	Water-soluble concentrate (solid)		ghanaḥ	घनः
ITA-7.1.12	Water-soluble solid extract		ghanasattvam	घनसत्त्वम्
ITA-7.1.13	Tablet made from water soluble solid extract		ghanavaṭī	घनवटी
7.1.1	**Adjuvants and miscellaneous dosage forms**			
ITA-7.1.1.1	Substance taken with or after medicine or food	A substance, usually liquid, which is taken with or after intake of a medicine or food.	anupānam	अनुपानम्
ITA-7.1.1.2	Unhusked barley brew	Fermented liquid prepared by using raw broken unhusked barley.	tuṣāmbuḥ	तुषाम्बुः
ITA-7.1.1.3	Fermentation		sandhānam	सन्धानम्
ITA-7.1.1.4	Distillate		surā/prasannā	सुरा/प्रसन्ना
ITA-7.1.1.5	Sour rice gruel		kāñjikam	काञ्जिकम्
ITA-7.1.1.6	Powder made from dewdrops	A powder made from dewdrops collected from the chickpea or chaṇaka plant [*Cicer arietinum* L.].	caṇakāmlaḥ	चणकाम्लः
ITA-7.1.1.7	Lime water	.	cūrṇodakam, śuddhodakam	चूर्णोदकम्,शुद्धोदकम्
ITA-7.1.1.8	Solute of shellac		lākṣārasaḥ	लाक्षारसः
7.1.2	**Pharmaceutical manufacturing procedures**			
ITA-7.1.2.1	Trituration		bhāvanā	भावना
ITA-7.1.2.2	Crushing in mortar and pestle	Substances crushed in a mortar and pestle to enhance their quality.	mardanam	मर्दनम्

Term ID	English term	Description	Sanskrit term in IAST*	Sanskrit term
ITA-7.1.2.3	Pre-processing of ghee or oil with herbs	A procedure for refining and enhancing the potency of oil or ghee and imparting colour and fragrance to it. The term also denotes the process by which mercury attains the property of curing diseases.	mūrcchanam	मूर्च्छनम्
ITA-7.1.2.4	Pre-processing of ghee	Refining and enhancing the potency of ghee.	ghṛtamūrcchanam	घृतमूर्छनम्
ITA-7.1.2.5	Pre-processing of oil	Refining and enhancing the potency of ghee.	tailamūrcchanam	तैलमूर्छनम्
ITA-7.1.2.6	Pre-processing of mercury	A process by which mercury attains the property of curing diseases.	paradamūrcchanam	पारदमूर्छनम्
ITA-7.1.2.7	Alternative for an un-available ingredient		pratinidhidravyam	प्रतिनिधिद्रव्यम्
ITA-7.1.2.8	Addition of small quantity of powder at the end of preparation	Addition of powdered ingredients (generally at the end of main processing) to enhance the taste, palatability and absorption of a medicine.	prakṣepaḥ	प्रक्षेपः
7.1.3	**Pharmaceutical equipment**			
ITA-7.1.3.1	Instrument, equipment or apparatus		yantram	यन्त्रम्
ITA-7.1.3.2	Distillation apparatus		arkayantram	अर्कयन्त्रम्
ITA-7.1.3.3	Mortar and pestle		khalvayantram	खल्वयन्त्रम्
ITA-7.1.3.4	Instrument for sublimation		ḍamaruyantram	डमरुयन्त्रम्
ITA-7.1.3.5	Distillation apparatus		tiryakapātanayantram	तिर्यकपातनयन्त्रम्
ITA-7.1.3.6	Ladle-shaped instrument		darvikayantram	दर्विकयन्त्रम्

Term ID	English term	Description	Sanskrit term in IAST*	Sanskrit term
ITA-7.1.3.7	Apparatus used for purifying substances by sudation or steaming		dolāyantram	दोलायन्त्रम्
ITA-7.1.3.8	Sand bath		vālukāyantram	वालुकायन्त्रम्
7.1.4	**Units of measurement**			
ITA-7.1.4.1	Measurements		mānam	मानम्
ITA-7.1.4.2	Measurement of weight		bhāraḥ/pautavamānam	भारः/पौतवमानम्
ITA-7.1.4.3	Measure of weight approximately equal to 125 mg	Measure of weight equal to one fruit of the jequirity bean	Guñjā, rattī	गुञ्जा, रत्ती
ITA-7.1.4.4	Jequirity bean seed	Seed of Abrus precatorius L. Often employed as a unit of weight.	Guñjā (bīja)	गुञ्जा (बीज)
ITA-7.1.4.5	Measure of weight approximately equal to 1 g	Measure of weight equal to eight seeds of jequirity bean .	māṣaḥ	माषः
ITA-7.1.4.6	Black gram seed	Seed of Vigna mungo (L.) Hepper. Employed as a unit of weight.	māṣaḥ(bīja)	माषः(बीज)
ITA-7.1.4.7	Measure of weight approximately equal to 12 g	Measure of weight equal to 12 masha.	karṣaḥ, tolā	कर्षः, तोला
ITA-7.1.4.8	Measure of weight approximately equal to 24 g	Measure of weight equal to 2 karsha.	śuktiḥ	शुक्तिः

Term ID	English term	Description	Sanskrit term in IAST*	Sanskrit term
ITA-7.1.4.9	Measure of weight approximately equal to 48 g	Measure of weight equal to 4 karṣaḥ or 2 shukti.	palam	पलम्
ITA-7.1.4.10	Measure of weight approximately equal to 96 g	Measure of weight equal to 8 karsha or 2 pala.	prasṛtiḥ	प्रसृतिः
ITA-7.1.4.11	Measure of weight approximately equal to 192 g	Measure of weight equal to 16 karsha or 2 prasriti.	kuḍavaḥ	कुडवः
ITA-7.1.4.12	Measure of weight approximately equal to 384 g	Measure of weight equal to 32 karsha or 2 kudava.	mānikā/śarāvaḥ	मानिका/शरावः
ITA-7.1.4.13	Measure of weight approximately equal to 768 gm	Measure of weight equal to 64 karsha or 2 manika.	prasthaḥ	प्रस्थः
ITA-7.1.4.14	Measure of weight approximately equal to 3 kg and 72 g	Measure of weight equal to 256 karsha or 4 prastha.	āḍhakam	आढकम्
ITA-7.1.4.15	Measure of weight approximately equal to 12 kg and 288 g	Measure of weight equal to 1024 karsha or 4 adhaka.	droṇaḥ	द्रोणः
ITA-7.1.4.16	Measure of weight approximately equal to 24 kg and 576 g	Measure of weight equal to 2048 karsha or 2 drona.	śūrpaḥ	शूर्पः
ITA-7.1.4.17	Measure of weight approximately equal to 49 kg and 152 g	Measure of weight equal to 4096 karsha or 2 shurpa.	droṇī /vāhi	द्रोणी/वाहि
ITA-7.1.4.18	Measure of weight approximately equal to 196 kg and 608 g	Measure of weight equal to 16384 karsha or 4 droni.	khāriḥ	खारिः

Term ID	English term	Description	Sanskrit term in IAST*	Sanskrit term
ITA-7.1.4.19	Measure of weight approximately equal to 4 kg and 800 g	Measure of weight equal to 400 karsha or 100 pala.	tulā	तुला
ITA-7.1.4.20	Measure of weight approximately equal to 96 kg	Measure of weight equal to 8000 karsha or 20 tula.	bhāraḥ	भारः
ITA-7.1.4.21	Measurements of distance or length		dairghyam / pāyyamānam	दैर्घ्यम् / पाय्यमानम्
ITA-7.1.4.22	Length approximately equal to thickness of barley grain at its centre	Measure of length equal to the distance taken by a thin string to traverse the centre of one barley grain or the central thickness of the barley grain: one-eighth of 3/4 inch, i.e. 0.24 cm.	yavodaraḥ	यवोदरः
ITA-7.1.4.23	Barley grain	Grain of Hordeum vulgare L. Often employed as a basic unit of length.	yava	यव
ITA-7.1.4.24	Length equal to thickness of 8 barley seeds	Measure of length equal to the distance traversed through the centre of 8 barley grains placed next to each other, equivalent to 3/4 inch or 1.94 cm (on average although this measure may differ in every individual).	aṅgulaḥ	अङ्गुलः
ITA-7.1.4.25	Distance between extended tips of thumb and little finger	Measure of length equal to the distance between the tip of thumb and the tip of little finger spread out: approximately 9 inches or 22.86 cm, equivalent to 12 angula (23.4 cm).	vitastiḥ	वितस्तिः
ITA-7.1.4.26	Distance between elbow and tip of little finger	Measure of length equal to the distance between the elbow and the tip of the little finger: 16.5 inches or 41.91 cm, approximately equivalent to 22 aṅgula.	aratniḥ	अरत्निः
ITA-7.1.4.27	Cubit	Measure of length equal to the distance from the tip of the middle finger to the olecranon process or elbow: 18 inches or 45.72 cm.	hastaḥ	हस्तः

Term ID	English term	Description	Sanskrit term in IAST*	Sanskrit term
ITA-7.1.4.28	Distance between tips of middle fingers of outstretched upper limbs	Measure of length equal to the distance between the tip of the middle fingers of both outstretched upper limbs: 72 inches or 182.88 cm.	vyāmaḥ	व्यामः
ITA-7.1.4.29	Measurements of time		kālamānaḥ	कालमानः
ITA-7.1.4.30	Time equivalent to approximately 0.16 second	The time taken to pronounce a short syllable or one blink of the eye.	kṣaṇam/nimeṣaḥ	क्षणम्/निमेषः
ITA-7.1.4.31	Time equivalent to approximately 2.38 seconds	Time equal to 15 nimesha.	kāṣṭhā	काष्ठा
ITA-7.1.4.32	Time equivalent to approximately 71.64 seconds	Time equal to 30 kashtha.	kalā	कला
ITA-7.1.4.33	Time equivalent to approximately 24 minutes	Time equal to 20 kala and 3 kashtha.	ghaṭī/nāḍikā	घटी/नाडिका
ITA-7.1.4.34	Time equivalent to approximately 48 minutes	Time equal to two nadika.	muhūrtaḥ	मुहूर्तः
ITA-7.1.4.35	Time equivalent to approximately 3 hours	Time equal to 3.75 muhurta.	yāmaḥ	यामः
ITA-7.1.4.36	Time equivalent to 24 hours	Time equal to a complete day and night.	ahorātraḥ	अहोरात्रः
ITA-7.1.4.37	Time equivalent to one fortnight	Time equal to half of a lunar month or 15 days.	pakṣaḥ	पक्षः
ITA-7.1.4.38	Time equivalent to one month	Time equal to one lunar month or 30 days (two paksha).	māsaḥ	मासः

Term ID	English term	Description	Sanskrit term in IAST*	Sanskrit term
ITA-7.1.4.39	Time equivalent to two months	Time equal to 2 lunar months or 60 days.	ṛtuḥ	ऋतुः
ITA-7.1.4.40	Time equivalent to six months	Time equal to 6 lunar months or 180 days.	ayanam	अयनम्
ITA-7.1.4.41	Time equivalent to one year	Time equal to two ayana.	saṃvatsaraḥ	संवत्सरः
ITA-7.1.4.42	Time equivalent to five years	Time equal to five samvatsara.	yugaḥ	युगः
7.2	**Pharmaceutics of mercury and other minerals**			
ITA-7.2.1	Discipline dealing with the therapeutic applications of metals and minerals		rasaśāstram	रसशास्त्रम्
ITA-7.2.2	Mercury	The basic and most important ingredient of various formulations mentioned in the discipline dealing with the therapeutic applications of metals and minerals (rasaśāstra).	pāradaḥ	पारदः
ITA-7.2.3	Eight stages of the mercury purification process	Purifying mercury for medicinal use involves eight processes which need to be applied consecutively in a specific sequence. They include svedanam, mardanam, murchanam, utthapanam, patanam, rodhanam, niyamanam and dipanam/ samdipanam.	pārada-aṣṭasaṃskāraḥ	पारद-अष्टसंस्कारः
ITA-7.2.4	Sudation of mercury		svedanam	स्वेदनम्
ITA-7.2.5	Trituration of mercury		mardanam	मर्दनम्
ITA-7.2.6	Swooning of mercury		mūrcchanam	मूर्छनम्
ITA-7.2.7	Reviving of mercury		utthāpanam	उत्थापनम्
ITA-7.2.8	Distillation of mercury		pātanam	पातनम्

Term ID	English term	Description	Sanskrit term in IAST*	Sanskrit term
ITA-7.2.9	Sublimation of mercury		ūrdhvapātanam	ऊर्ध्वपातनम्
ITA-7.2.10	Downward distillation of mercury		adhaḥpātanam	अधःपातनम्
ITA-7.2.11	Oblique distillation of mercury		tiryak-pātanam	तिर्यक्-पातनम्
ITA-7.2.12	Potentiation of mercury	.	Bodhanam, rodhanam	बोधनम्, रोधनम्
ITA-7.2.13	Modulating or restricting the mobility of mercury		niyamanam	नियमनम्
ITA-7.2.14	Capacitating mercury to amalgamate other entities		Dīpanam,	दीपनम्
7.2.1	**Tools and processes for mineral and metal processing**			
ITA-7.2.1.1	Crucible		mūṣā	मूषा
ITA-7.2.1.2	Earthen cupel or saucer	A utensil generally used for refining metals and minerals, and for calcinating metals and minerals using graded heat.	śarāvaḥ	शरावः
ITA-7.2.1.3	Processing raw ingredients to optimize safety and efficacy		śodhanam	शोधनम्
ITA-7.2.1.4	Removing residual impurities, toxicity	A process adopted for the exclusion of remnant impurities or toxicity.	amṛtīkaraṇam	अमृतीकरणम्
ITA-7.2.1.5	Removal of physical impurities		nirmalīkaraṇam	निर्मलीकरणम्

Term ID	English term	Description	Sanskrit term in IAST*	Sanskrit term
ITA-7.2.1.6	Calcination or incineration of minerals, metals and marine products		māraṇam	मारणम्
ITA-7.2.1.7	Calcinated minerals, metals or marine products	The ashes of minerals or metals obtained by calcination or incineration.	Bhasma,	भस्म,
ITA-7.2.1.8	Testing of calcinated minerals	An assay of calcinated minerals based on the following criteria: verifying microfine nature by flotation on water (varitara), filling in the flexor creases of the hand (rekhapurnata), non-lustrous nature (nischandra) and non-reversal to metallic state (niruttha, apunarbhava).	bhasmaparīkṣā [: vāritara, rekhāpurṇatā,, niścandra, niruttha, apunarbhava]	भस्मपरीक्षा [वारितर, रेखापूर्णता, निश्चन्द्र, निरुत्थ, अपुनर्भव]
ITA-7.2.1.9	Immersion of heated solid in liquid		nirvāpaṇam/nimajjanam	निर्वापणम्/निमज्जनम्
ITA-7.2.1.10	Pouring molten metal into a liquid		ḍhālanam	ढालनम्
ITA-7.2.1.11	Fumigation		dhūpanam/dhūpa as kalpa discuss	धूपनम्, धूप
ITA-7.2.1.12	Cooking in a vessel		sthālīpākaḥ	स्थालीपाकः
ITA-7.2.1.13	Processing, heating with sunlight	The process of simply heating substances with sunlight.	bhānupākaḥ, ādityapāka	भानुपाकः, आदित्यपाक
ITA-7.2.1.14	Processing by heating medicines in a glass flask or bottle		kūpīpākaḥ	कूपीपाकः
ITA-7.2.1.15	Sealing of vessel joint	Sealing of the vessel containing the processed substance, usually with a paste of clay and cloth.	sandhilēpanam	सन्धिलेपनम्
ITA-7.2.1.16	Traditional oven	A graded heating system traditionally using cow-dung cake for the calcination or incineration (preparation of bhasma) of metals, minerals and marine products.	puṭaḥ	पुटः

Term ID	English term	Description	Sanskrit term in IAST*	Sanskrit term
ITA-7.2.1.17	Traditional oven using eight cow-dung cakes	A traditional oven using eight cow-dung cakes to produce heat for the calcination or incineration (bhasma) of mercury, gold, silver and other metals.	kapotapuṭaḥ	कपोतपुटः
ITA-7.2.1.18	Traditional oven using 1000 cow-dung cakes	A traditional oven using 1000 cow-dung cakes to produce heat for the calcination or incineration (bhasma) of mica, zinc and iron.	gajapuṭaḥ	गजपुटः
ITA-7.2.1.19	Traditional oven using 500 cow dung cakes	A traditional oven using 500 cow-dung cakes to produce heat for the calcination or incineration of mica, copper, silver and cowrie shells.	varāhapuṭaḥ	वराहपुटः
ITA-7.2.1.20	Left to cool, self-cooling		svāṅgaśītam	स्वाङ्गशीतम्
ITA-7.2.1.21	Cow-dung cake	Cattle droppings which dry naturally in the open fields. Each approximately weighs around 50 to 75 grams.	vanopalā, vanotpalā, vanyopalā, karīṣaḥ	वनोपला, वनोत्पला, वन्योपला, करीषः
ITA-7.2.1.22	Black sulfide of mercury	Black sulfide of mercury is prepared by sulfur trituration.	kajjalī	कज्जली
ITA-7.2.1.23	Thin flakes or wafer		parpaṭī	पर्पटी
7.2.2	**Group of eight superior minerals**			
ITA-7.2.2.1	Group of key substances used in the processing of mercury	A group of eight minerals used in the processing of mercury: 1. abhrakam, 2. vaikrantam, 3. makshikam, svarnamakshikam, 4. vimalam, 5. shilajatu, 6. sasyaka, tuttha, 7. capala and 8. rasaka, kharpara; considered to have superior properties to other minerals.	mahārasaḥ	महारसः

Term ID	English term	Description	Sanskrit term in IAST*	Sanskrit term
ITA-7.2.2.2	Mica	Biotite [iron mica (black) or ferro-magnesium mica: (HK)2(MgFe)2(AlFe)2(SiO4)3]. In calcinated form abhrakam is used as a stand-alone medicine or as an ingredient in the preparation of polyherbo-mineral formulations.	abhrakam	अभ्रकम्
ITA-7.2.2.3	Fluorspar and tourmaline	Calcium fluoride (CaF2). In calcinated form vikrantam is used as a stand-alone medicine or as an ingredient in the preparation of polyherbo-mineral formulations.	vaikrāntam	वैक्रान्तम्
ITA-7.2.2.4	Copper pyrite, chalcopyrite	Copper iron sulfide (Cu2Fe2S4). In calcinated form makshikam is used as a stand-alone medicine or as an ingredient in the preparation of polyherbo-mineral formulations.	mākṣikam/ svarṇamākṣikam	माक्षिकम्/स्वर्णमाक्षिकम्
ITA-7.2.2.5	Iron pyrite	Ferrous disulfide (FeS2). In calcinated form vimalam is used as a stand-alone medicine or as an ingredient in the preparation of polyherbo-mineral formulations.	vimalam	विमलम्
ITA-7.2.2.6	Black bitumen	Black bitumen in powder form is used as a stand-alone medicine or as an ingredient in the preparation of polyherbo-mineral formulations.	śilājatu	शिलाजतु
ITA-7.2.2.7	Bornite and peacock ore	Bornite and peacock ore have the chemical composition Cu3FeS4 and Cu5FeS4 respectively; copper sulfate is also known as tutthaḥ. In calcinated form tuttha is used as a stand-alone medicine or as an ingredient in the preparation of polyherbo-mineral formulations.	sasyakaḥ/tutthaḥ	सस्यकः/तुत्थः
ITA-7.2.2.8	Bismuth or selenium	Bismuth (III) sulfide (Bi2S3). In calcinated form chapala is used as a stand-alone medicine or as an ingredient in the preparation of polyherbo-mineral formulations.	capalaḥ	चपलः
ITA-7.2.2.9	Smithsonite, calamine	Zinc carbonate (ZnCo3). In calcinated form rasaka is used as a stand-alone medicine or as an ingredient in the preparation of polyherbo-mineral formulations.	rasakaḥ/kharparaḥ	रसकः/खर्परः

Term ID	English term	Description	Sanskrit term in IAST*	Sanskrit term
7.2.3	**Group of eight subsidiary minerals**			
ITA-7.2.3.1	Group of subsidiary substances used in the processing of mercury	A group of subsidiary substances of mineral and plant origin (subsidiary to the superior minerals) which are complementary to the superior elements in the processing of mercury: gandhaka, gairika, kasisa, kamkshi/sphatika, haritalam, manahshila, anjanam and kankushtam.	uparasaḥ	उपरसः
ITA-7.2.3.2	Sulfur	Duly processed gandhakam is employed as a stand-alone medicine or as an ingredient in the preparation of polyherbo-mineral pharmaceutical formulations.	gandhakaḥ	गन्धकः
ITA-7.2.3.3	Red ochre	Iron (III) oxide (Fe2O3). Duly processed gairikam is employed as a stand-alone medicine or as an ingredient in the preparation of polyherbo-mineral pharmaceutical formulations.	gairikam	गैरिकम्
ITA-7.2.3.4	Ferrous sulfate	(FeSO4).7H2O. Duly processed kasisa is employed as a stand-alone medicine or as an ingredient in the preparation of polyherbo-mineral pharmaceutical formulations.	kāsīsaḥ	कासीसः
ITA-7.2.3.5	Potash alum	K2SO4.Al2(SO4)3.24H2O. Duly processed kankshi is employed as a stand-alone medicine or as an ingredient in the preparation of polyherbo-mineral pharmaceutical formulations.	kāṃkṣī/sphaṭikā	कांक्षी/स्फटिका
ITA-7.2.3.6	Orpiment, yellow arsenic	Arsenic trisulfide (As2S3). Duly processed haritalam is employed as a stand-alone medicine or as an ingredient in the preparation of polyherbo-mineral pharmaceutical formulations.	haritālam	हरितालम्
ITA-7.2.3.7	Realgar	As2S2. Duly processed manahshila is employed as a stand-alone medicine or as an ingredient in the preparation of polyherbo-mineral pharmaceutical formulations.	manaḥśilā	मन:शिला
ITA-7.2.3.8	Antimony trisulfide; collyrium	Sb2S3. Duly processed anjanam is employed as a stand-alone medicine or as an ingredient in the preparation of polyherbo-mineral pharmaceutical formulations.	añjanam	अञ्जनम्
ITA-7.2.3.9	Exudates of Mysore gamboge tree	Bark exudate of Mysore gamboge tree (Garcinia morella (Gaertn.) Desr.).	kaṅkuṣṭham	कङ्कुष्ठम्

Term ID	English term	Description	Sanskrit term in IAST*	Sanskrit term
7.2.4	**Group of eight supplementary mineral substances**			
ITA-7.2.4.1	Group of supplementary mineral substances	A group of mineral substances which serve a supplementary role in the processing of mercury: kampillakaḥ, gaurīpāṣāṇam, narasāraḥ/navasādaraḥ, kapardakaḥ, vahnijāraḥ, girisindūraḥ, hiṅgulam and mṛddāraśṛṃgaḥ.	sādhāraṇarasaḥ	साधारणरसः
ITA-7.2.4.2	Kamala or kumkum tree fruit powder	The red coloured powder covering the fruit of the kamala or kumkum tree [Mallotus philippensis (Lam.) Müll.Arg.].	kampillakaḥ	कम्पिल्लकः
ITA-7.2.4.3	White arsenic	Arsenic trioxide (As2O3). Duly processed gauripashanam is employed as a stand-alone medicine or as an ingredient in the preparation of polyherbo-mineral pharmaceutical formulations.	gaurīpāṣāṇam	गौरीपाषाणम्
ITA-7.2.4.4	Ammonium chloride	Ammonium chloride (NH4Cl). Duly processed narasara for medicinal usage is employed as a stand-alone medicine or as an ingredient in the preparation of polyherbo-mineral formulations.	narasāraḥ/navasādaraḥ	नरसारः/नवसादरः
ITA-7.2.4.5	Marine or cowrie shell	Duly processed kapardaka is employed as a stand-alone medicine or as an ingredient in the preparation of polyherbo-mineral pharmaceutical formulations.	kapardakaḥ	कपर्दकः
ITA-7.2.4.6	Ambergris	Duly processed vahnijara is employed as a stand-alone medicine or as an ingredient in the preparation of polyherbo-mineral pharmaceutical formulations.	vahnijāraḥ	वह्निजारः
ITA-7.2.4.7	Red oxide of mercury	Duly processed girisindhura is employed as a stand-alone medicine or as an ingredient in the preparation of polyherbo-mineral pharmaceutical formulations.	girisindūraḥ	गिरिसिन्दूरः
ITA-7.2.4.8	Cinnabar, red sulfide of mercury	Mercuric sulfide (HgS). Duly processed hingulam is employed as a stand-alone medicine or as an ingredient in the preparation of polyherbo-mineral pharmaceutical formulations.	hiṅgulam	हिङ्गुलम्
ITA-7.2.4.9	Litharge	Lead oxide (PbO). Duly processed mriddarashringa is employed as a stand-alone medicine or as an ingredient in the preparation of polyherbo-mineral pharmaceutical formulations.	mṛddāraśṛṃgaḥ	मृद्दारशृंगः

Term ID	English term	Description	Sanskrit term in IAST*	Sanskrit term
7.2.5	**List of important metals used for medicinal purposes**			
ITA-7.2.5.1	Metal	Group of metallic ingredients for medicinal usage. The Sanskrit term dhatu also denotes fundamental structural components of the body.	dhātuḥ	धातुः
ITA-7.2.5.2	Gold	Au (Aurum). Duly processed svarna is employed as a stand-alone medicine or as an ingredient in the preparation of polyherbo-mineral pharmaceutical formulations.	svarṇam	स्वर्णम्
ITA-7.2.5.3	Silver	Ag (Argentum). Duly processed rajata is employed as a stand-alone medicine or as an ingredient in the preparation of polyherbo-mineral pharmaceutical formulations.	rajatam	रजतम्
ITA-7.2.5.4	Copper	Cu (Cuprum). Duly processed tamra is employed as a stand-alone medicine or as an ingredient in the preparation of polyherbo-mineral pharmaceutical formulations.	tāmram	ताम्रम्
ITA-7.2.5.5	Iron	Fe (Ferrum). Duly processed loha is employed as a stand-alone medicine or as an ingredient in the preparation of polyherbo-mineral pharmaceutical formulations.	lauham/lohaḥ	लौहम्/लोहः
ITA-7.2.5.6	Tin	Sn (Stannum). Duly processed vanga is employed as a stand-alone medicine or as an ingredient in the preparation of polyherbo-mineral pharmaceutical formulations.	vaṅgam	वङ्गम्
ITA-7.2.5.7	Lead	Pb (Plumbum). Duly processed naga is employed as a stand-alone medicine or as an ingredient in the preparation of polyherbo-mineral pharmaceutical formulations.	nāgam	नागम्
ITA-7.2.5.8	Zinc	Zn (Zinc). Duly processed yashada is employed as a stand-alone medicine or as an ingredient in the preparation of polyherbo-mineral pharmaceutical formulations.	yaśadam	यशदम्
ITA-7.2.5.9	Brass	An alloy of copper and zinc. Duly processed pittala is employed as a stand-alone medicine or as an ingredient in the preparation of polyherbo-mineral pharmaceutical formulations.	pittalam	पित्तलम्

Term ID	English term	Description	Sanskrit term in IAST*	Sanskrit term
ITA-7.2.5.10	Bronze	An alloy of copper and tin. Duly processed kansya is employed as a stand-alone medicine or as an ingredient in the preparation of polyherbo-mineral pharmaceutical formulations.	kāṃsyam	कांस्यम्
ITA-7.2.5.11	An alloy of iron, bronze, copper and brass	Duly processed vartala is employed as a stand-alone medicine or as an ingredient in the preparation of polyherbo-mineral pharmaceutical formulations.	Vartalauham, vartalohaḥ	वर्तलौहम्, वर्तलोहम्
ITA-7.2.5.12	Iron rust	Iron oxide (Fe2O3.H2O). Duly processed mandura is employed as a stand-alone medicine or as an ingredient in the preparation of polyherbo-mineral pharmaceutical formulations.	maṇḍūram	मण्डूरम्
7.2.6	**Gems and other precious stones**			
ITA-7.2.6.1	Gems	Group of gems/precious stones for medicinal usage.	ratnam	रत्नम्
ITA-7.2.6.2	Ruby	Duly processed manikya is employed as a stand-alone medicine or as an ingredient in the preparation of polyherbo-mineral pharmaceutical formulations.	māṇikyam	माणिक्यम्
ITA-7.2.6.3	Pearl	Duly processed mukta is employed as a stand-alone medicine or as an ingredient in the preparation of polyherbo-mineral pharmaceutical formulations.	muktāphalam	मुक्ताफलम्
ITA-7.2.6.4	Coral	Duly processed vidruma is employed as a stand-alone medicine or as an ingredient in the preparation of polyherbo-mineral pharmaceutical formulations.	vidrumam	विद्रुमम्
ITA-7.2.6.5	Emerald	Duly processed tarkshya is employed as a stand-alone medicine or as an ingredient in the preparation of polyherbo-mineral pharmaceutical formulations.	tārkṣyam	तार्क्ष्यम्
ITA-7.2.6.6	Yellow sapphire, topaz	Duly processed pushyaraga is employed as a stand-alone medicine or as an ingredient in the preparation of polyherbo-mineral pharmaceutical formulations.	puṣharāgam	पुष्परागम्

Term ID	English term	Description	Sanskrit term in IAST*	Sanskrit term
ITA-7.2.6.7	Diamond	Duly processed hiraka is employed as a stand-alone medicine or as an ingredient in the preparation of polyherbo-mineral pharmaceutical formulations.	hīrakam, vajra	हीरकम्, वज्र
ITA-7.2.6.8	Blue sapphire	Duly processed nilam is employed as a stand-alone medicine or as an ingredient in the preparation of polyherbo-mineral pharmaceutical formulations.	nīlam	नीलम्
ITA-7.2.6.9	Zircon or hessonite	Duly processed gomedakam is employed as a stand-alone medicine or as an ingredient in the preparation of polyherbo-mineral pharmaceutical formulations.	gomedakam	गोमेदकम्
ITA-7.2.6.10	Cat's eye	Chrysoberyl (BeAl2O4). Duly processed vaiduryam is employed as a stand-alone medicine or as an ingredient in the preparation of polyherbo-mineral pharmaceutical formulations.	vaiḍūryam/vaidūryam	वैडूर्यम्/वैदूर्यम्
7.2.7	**Subsidiary gems, semi-precious stones**			
ITA-7.2.7.1	Subsidiary gems	Group of subsidiary gems, precious stones for medicinal usage.	uparatnam	उपरत्नम्
ITA-7.2.7.2	Sun stone	Sun stone is plagioclase feldspar which when viewed from certain directions exhibits a spangled appearance. Duly processed suryakanta is employed as a stand-alone medicine or as an ingredient in the preparation of polyherbo-mineral pharmaceutical formulations.	sūryakāntaḥ	सूर्यकान्तः
ITA-7.2.7.3	Moon stone	Moon stone is sodium potassium aluminium silicate of feldspar with a pearly appearance. Duly processed chandrakanta is employed as a stand-alone medicine or as an ingredient in the preparation of polyherbo-mineral pharmaceutical formulations.	candrakāntaḥ	चन्द्रकान्तः
ITA-7.2.7.4	Lapis lazuli	Duly processed rajavarta is employed as a stand-alone medicine or as an ingredient in the preparation of polyherbo-mineral pharmaceutical formulations.	rājāvartaḥ	राजावर्तः

Term ID	English term	Description	Sanskrit term in IAST*	Sanskrit term
ITA-7.2.7.5	Turquoise	Duly processed pairojaka is employed as a stand-alone medicine or as an ingredient in the preparation of polyherbo-mineral pharmaceutical formulations.	pairojakaḥ	पैरोजकः
ITA-7.2.7.6	Jade	Duly processed vyomashma is employed as a stand-alone medicine or as an ingredient in the preparation of polyherbo-mineral pharmaceutical formulations.	vyomāśmaḥ	व्योमाश्मः
ITA-7.2.7.7	Quartz	Rock crystal (SiO2); duly processed sphatika is employed as a stand-alone medicine or as an ingredient in the preparation of polyherbo-mineral pharmaceutical formulations.	sphaṭikaḥ	स्फटिकः
ITA-7.2.7.8	Serpentine	Magnesium silicate. Duly processed nagapashana is employed as a stand-alone medicine or as an ingredient in the preparation of polyherbo-mineral pharmaceutical formulations.	nāgapāṣāṇam	नागपाषाणम्
ITA-7.2.7.9	Talc	Hydrated magnesium silicate. Duly processed dugdhapashana is employed as a stand-alone medicine or as an ingredient in the preparation of polyherbo-mineral pharmaceutical formulations.	dugdhapāṣāṇam	दुग्धपाषाणम्
ITA-7.2.7.10	Amber	Duly processed amber is employed as a stand-alone medicine or as an ingredient in the preparation of polyherbo-mineral pharmaceutical formulations.	tṛṇakāntaḥ	तृणकान्तः
7.2.8	**Group of white-coloured substances of mineral, plant and animal origin**			
ITA-7.2.8.1	Group of white-coloured substances	A group of whitish substances of mineral, plant and animal origin which contain natural calcium.	śuklavargaḥ, sudhāvar-gaḥ	शुक्लवर्गः, सुधावर्गः
ITA-7.2.8.2	Hartshorn	The desiccated horn of a male deer. Duly processed mrigashringa is employed as a stand-alone medicine or as an ingredient in the preparation of polyherbo-mineral pharmaceutical formulations.	mṛgaśṛṃgam	मृगशृंगम्
ITA-7.2.8.3	Conch shell	Calcium carbonate (CaCO3). Duly processed shankha is employed as a stand-alone medicine or as an ingredient in the preparation of polyherbo-mineral pharmaceutical formulations.	śaṃkhaḥ	शंखः

Term ID	English term	Description	Sanskrit term in IAST*	Sanskrit term
ITA-7.2.8.4	Pearl oyster	Calcium carbonate (CaCO3). Duly processed shukti is employed as a stand-alone medicine or as an ingredient in the preparation of polyherbo-mineral pharmaceutical formulations.	śuktiḥ	शुक्तिः
ITA-7.2.8.5	Gypsum	Calcium sulfate dihydrate (CaSO4 .2H2O). Duly processed godanti is employed as a stand-alone medicine or as an ingredient in the preparation of polyherbo-mineral pharmaceutical formulations.	gōdantī	गोदन्ती
ITA-7.2.8.6	Silicate of lime	Duly processed badarashma is employed as a stand-alone medicine or as an ingredient in the preparation of polyherbo-mineral pharmaceutical formulations.	badarāśmaḥ	बदराश्मः
ITA-7.2.8.7	Chalk	Pipe clay: a form of limestone composed of mineral calcite or calcium carbonate. Duly processed khatika is employed as a stand-alone medicine or as an ingredient in the preparation of polyherbo-mineral pharmaceutical formulations.	khaṭikā	खटिका
ITA-7.2.8.8	Hen's eggshell	Duly processed kukkutanda tvak is employed as a stand-alone medicine or as an ingredient in the preparation of polyherbo-mineral pharmaceutical formulations.	kukkutandatvak	कुकुटाण्डत्वक्
7.2.9	**Salts**			
ITA-7.2.9.1	Salt	Different salts used in medicinal preparations.	lavaṇam	लवणम्
ITA-7.2.9.2	Rock salt		saindhavalavaṇam	सैन्धवलवणम्
ITA-7.2.9.3	Reh or earthen salt		audbhidalavaṇam	औद्भिदलवणम्
ITA-7.2.9.4	Artificially made salt		viḍalavaṇam	विडलवणम्
ITA-7.2.9.5	Sea salt	Sodium chloride (NaCl).	sāmudralavaṇam	सामुद्रलवणम्
ITA-7.2.9.6	Black salt		sauvarcalalavaṇam	सौवर्चललवणम्
ITA-7.2.9.7	Sambhar salt		rōmakalavaṇam	रोमकलवणम्

Term ID	English term	Description	Sanskrit term in IAST*	Sanskrit term
7.2.10	**Alkalis**			
ITA-7.2.10.1	Alkali	Group of alkaline substances used in medicinal preparations.	kṣāraḥ	क्षारः
ITA-7.2.10.2	Salt petre	Potassium nitrate (KNO3).	sūryakṣāraḥ	सूर्यक्षारः
ITA-7.2.10.3	Alkali containing mainly sodium bicarbonate		svarjikṣāraḥ, sarjikṣāraḥ, sarjikākṣāraḥ.	स्वर्जिक्षारः, सर्जिक्षारः, सर्जिकाक्षारः
ITA-7.2.10.4	Alkali mainly containing potassium carbonate		yavakṣāraḥ	यवक्षारः
ITA-7.2.10.5	Borax		ṭaṅkaṇam	टङ्कणम्

8. Preparation of food
आहारकल्पना

Term ID	English term	Description	Sanskrit term in IAST*	Sanskrit term
8.1	**General terms related to food**			
ITA-8.1.1	Preparation of food and beverages		āhārakalpanā	आहारकल्पना
ITA-8.1.2	Food	Any substance which is consumed for the purpose of nutrition and energy. It includes all types of food items whether eatable, biteable, drinkable, lickable or chewable.	āhāraḥ	आहारः
ITA-8.1.3	Wholesome	Dietary items, activities and behavioural regimens that are beneficial for the body channels or systems: these are subject to individual variations.	pathyam	पथ्यम्
ITA-8.1.4	Unwholesome	Dietary items, activities and behavioural regimens that are not beneficial for the body channels or systems. These are subject to individual variations. Antonym of pathya.	apathyam	अपथ्यम्
ITA-8.1.5	Incompatible foods	Types of food which should not be eaten together, examples of incompatible combinations include examples of incompatible combinations include milk and salt, milk and fish, honey and ghee in equal amounts.	viruddhāhāraḥ, viruddhānnam	विरुद्धाहारः/ विरुद्धान्नम्
ITA-8.1.6	Varieties of food	Classification of food items based on their mode of eating or consumption.	āhārasvarūpabhedaḥ	आहारस्वरूपभेदः
ITA-8.1.7	Eatables	Solid food items such as rice, bread, and pancakes which are to be chewed when consumed.	aśitam	अशितम्
ITA-8.1.8	Drinkables	Food items such as juices, milk or buttermilk which are consumed in liquid form.	pītam	पीतम्

Term ID	English term	Description	Sanskrit term in IAST*	Sanskrit term
ITA-8.1.9	Lickables	Semisolid food items such as pastes, jams, and jellies, which are licked when consumed.	līḍham	लीढम्
ITA-8.1.10	Suckables	Soft food including juicy fruits (such as mango) which may be consumed by sucking.	coṣyam/cūṣyam	चोष्यम् / चूष्यम्
ITA-8.1.11	Hard eatables	Solid food items which are hard and need to be broken up with the teeth before being swallowed.	khāditam	खादितम्
ITA-8.1.12	Chewables	Food which requires thorough chewing when consumed.	carvyam	चर्व्यम्
ITA-8.1.13	Eatables	A substance that can be consumed orally.	bhakṣyam	भक्ष्यम्
8.2	**Categories of food ingredients**			
ITA-8.2.1	Categories of food		āhāravargaḥ	आहारवर्गः
ITA-8.2.2	Group of grains from grass seeds with awn	The group of grains derived from grass seeds having awn and spikes.	śūkadhānyavargaḥ	शूकधान्यवर्गः
ITA-8.2.3	Group of pulses and legumes	The group of seeds from plants covered with pods such as black gram, green gram, horse gram, green pea, pigeon pea or chickpea.	śamīdhānyavargaḥ, śimbīdhānyavargaḥ, vaidalavargaḥ	शमीधान्यवर्गः/ शिम्बीधान्यवर्गः, वैदलवर्गः
ITA-8.2.4	Group of meats	The group of meats of various animals such as birds, fish.	māṃsavargaḥ	मांसवर्गः
ITA-8.2.5	Group of vegetables	The group of vegetables comprising leaf, root or tuber, flower, stem and fruit.	śākavargaḥ	शाकवर्गः
ITA-8.2.6	Group of fruits	In general, fruits that are eaten after they ripen are classified as group of fruits e.g. grapes, pomegranate and mango. Fruits that are eaten raw are classified as a group of vegetables.	phalavargaḥ	फलवर्गः
ITA-8.2.7	Group of greens	The group of vegetables which should be consumed fresh such as salads, leafy vegetables and certain spices: Zingiber officinale Roscoe (ardraka), Raphanus sativus L. (mulaka), Mentha spicata L.(putiha), Coriandrum sativum L.(dhanyaka) or Allium cepa L. (palandu).	haritavargaḥ	हरितवर्गः

Term ID	English term	Description	Sanskrit term in IAST*	Sanskrit term
ITA-8.2.8	Suitable for preparation of soup	Pulses which are beneficial in soup preparations such as green gram.	sūpyam	सूप्यम्
ITA-8.2.9	Group of alcoholic drinks	The group of alcoholic drinks such as wine prepared by fermentation of grains and fruits.	madyavargaḥ	मद्यवर्गः
ITA-8.2.10	Group of milk and milk products	The group of milk and milk products such as milk, curd, buttermilk, butter, and ghee obtained from various animals such as cows, buffaloes and goats.	gorasavargaḥ	गोरसवर्गः
ITA-8.2.11	Group of sugarcane derivatives	The group of substances derived from sugarcane such as sugarcane juice, jaggery and sugar.	ikṣuvargaḥ	इक्षुवर्गः
ITA-8.2.12	Group of food adjuvants	The group of food adjuvants such as types of oil, dry ginger, long pepper (pippali), asafoetida or rock salt.	āhārayogivargaḥ	आहारयोगिवर्गः
ITA-8.2.13	Milk	Generally, denotes cow milk	kṣīram/payaḥ/dugdham	क्षीरम्/पयः/दुग्धम्
ITA-8.2.14	Group of milks		kṣīravargaḥ	क्षीरवर्गः
ITA-8.2.15	Group of eight types of milk obtained from different sources	Milk of cow, buffalo, sheep, goat, horse, elephant, camel and humans.	kṣīrāṣṭakam	क्षीराष्टकम्
ITA-8.2.16	Group of curds	Curds, and the stages of their preparation, from the milk of various animals.	dadhivargaḥ	दधिवर्गः
ITA-8.2.17	Buttermilk prepared by churning curd after removing cream	A type of buttermilk prepared by churning curd and the removing cream.	mathitaḥ	मथितः
ITA-8.2.18	Thick buttermilk	A type of buttermilk prepared by churning curd with half the amount of water.	udaśvit	उदश्वित्
ITA-8.2.19	Thin buttermilk	A type of buttermilk prepared by churning curd with quarter the amount of water.	takram	तक्रम्
ITA-8.2.20	Whey	The supernatant liquid portion after the formation of curd or buttermilk, mixed with large amount of water.	kaṭvaram	कट्वरम्

Term ID	English term	Description	Sanskrit term in IAST*	Sanskrit term
ITA-8.2.21	Inspissated milk	The solid part of milk obtained through curdling.	kilāṭam	किलाटम्
ITA-8.2.22	Solid part of milk boiled with buttermilk or curd	The solid portion obtained when milk is boiled with buttermilk or curd.	kūrcikā	कूर्चिका
ITA-8.2.23	Solid part of milk boiled with buttermilk	The solid portion obtained when milk is boiled with buttermilk.	takrakūrcikā	तक्रकूर्चिका
ITA-8.2.24	Solid part of milk boiled with curd	The solid portion obtained when milk is boiled with curd.	dadhikūrcikā	दधिकूर्चिका
ITA-8.2.25	Colostrum	The milk of mammals produced just after delivery of their offspring: it is considered nourishing and heavy to digest.	pīyūṣaḥ	पीयूषः
ITA-8.2.26	Sweet preparation of curd	A preparation of curd obtained by mixing it with sugar and spices such as pepper.	rasālā	रसाला
ITA-8.2.27	Watery part of curd	The supernatant liquid portion of curd.	dadhimastu	दधिमस्तु
ITA-8.2.28	Buttermilk prepared by churning curd	A type of buttermilk prepared by churning curd without adding water.	gholaḥ	घोलः
ITA-8.2.29	Group of honeys	Honey produced by various types of honeybee.	madhuvargaḥ	मधुवर्गः
ITA-8.2.30	Honey from small bees	A variety of brownish-coloured honey produced by small types of honeybee.	kṣaudram	क्षौद्रम्
ITA-8.2.31	Ghee-coloured honey	A variety of honey which resembles ghee in colour, produced by larger types of honeybee.	pauttikam	पौत्तिकम्
ITA-8.2.32	Whitish honey from large bees	A variety of whitish-coloured honey produced by large black bees.	bhrāmaram	भ्रामरम्
ITA-8.2.33	Oil-like honey	A variety of honey which resembles oil in colour and produced by tawny honeybees.	mākṣikam	माक्षिकम्

Term ID	English term	Description	Sanskrit term in IAST*	Sanskrit term
ITA-8.2.34	Group of various types of processed and unprocessed water	The group of various types of processed and unprocessed water such as rainwater, water from wells, lakes and rivers, coconut water and boiled water.	ambuvargaḥ/jalavargaḥ	अम्बुवर्गः/जलवर्गः
ITA-8.2.35	Water		ambu/āpaḥ	अम्बु/आपः
ITA-8.2.36	Rainwater before reaching the earth's surface	Rainwater collected directly before it touches the earth's surface and considered the best of all types of water.	āntarikṣa-jalam/āntarikṣa-udakam / gaṅgāmbu /	आन्तरिक्ष-जलम्/आन्तरिक्ष-उदकम्/ गङ्गाम्बु
ITA-8.2.37	River water	Water obtained from rivers and streams.	nādeya-udakam	नादेय-उदकम्
ITA-8.2.38	Dew water	Water obtained from dewdrops formed at night in the cold season or rainwater accumulating on leaves.	tauṣāram	तौषारम्
ITA-8.2.39	Spring water	Water which arises naturally from the earth.	audbhidajalam	औद्भिदजलम्
ITA-8.2.40	Water derived from hailstones	Water obtained by melting hailstones	kāram	कारम्
ITA-8.2.41	Well water	Water obtained from wells.	kaupam	कौपम्
ITA-8.2.42	Uncontaminated water	A type of water which is not contaminated with dust, soot, toxic gases or other environmental impurities.	gāṅgajalam	गाङ्गजलम्
ITA-8.2.43	Fall water	A type of water which originates from waterfalls in the mountains.	dhāram	धारम्
ITA-8.2.44	Water derived from a spring or fountain	A type of water obtained from small falls or fountains.	prāsravaṇam	प्रास्रवणम्
ITA-8.2.45	Step well water	A type of water obtained from step wells.	vāpyam	वाप्यम्
ITA-8.2.46	Surface water	Surface water which is very prone to contamination with dust, soot, toxic substances, and other environmental impurities.	sāmudrajalam	सामुद्रजलम्
ITA-8.2.47	Lake water	A type of water obtained from lakes.	sārasam	सारसम्

Term ID	English term	Description	Sanskrit term in IAST*	Sanskrit term
ITA-8.2.48	Water detoxified by exposure to the rays of sun and moon and Canopus star	Water purified by the rays of the sun and moon and detoxified by the effect of Canopus or “cleanser of waters” star (agastyanakṣatra) which is seen in autumn (sharad ṛtu).	haṃsodakam	हंसोदकम्
ITA-8.2.49	Water derived from snow	Water formed when ice melts.	haimam	हैमम्
ITA-8.2.50	Tank or pond water	Water sourced from artificial tanks or ponds.	tāḍāgam	ताडागम्
8.3	**Cooked food items and processing methods**			
ITA-8.3.1	Processed by heating	The process of cooking by direct or indirect contact with fire or heat.	agnisiddhaḥ	अग्निसिद्धः
ITA-8.3.2	Cooking with steam	The process of cooking with the aid of steam.	kukūlapācanam	कुकूलपाचनम्
ITA-8.3.3	Cooking on pan	The method of cooking on a hot pan which is usually made of clay.	karparapācanam	कर्परपाचनम्
ITA-8.3.4	Processing by retaining for long duration	A type of food processing which involves keeping food articles for long periods in order to obtain a beneficial modulation of their properties.	kālaprakarṣaḥ	कालप्रकर्षः
ITA-8.3.5	Processing by use of specific vessels or utensils	A type of food processing in which the properties of food items are modified by using specific utensils for preparation, eating and storage.	bhājanam	भाजनम्
ITA-8.3.6	Infusing or perfuming	A type of food processing which involves transferring properties by keeping food items in contact with another substance.	vāsanam	वासनम्
ITA-8.3.7	Churning	A type of processing which involves transforming the properties of a substance by churning.	manthanam	मन्थनम्
ITA-8.3.8	Fritter with sweet stuffing	A type of food preparation in which a sweet substance is coated in batter and fried.	madhukroḍaḥ	मधुक्रोडः

Term ID	English term	Description	Sanskrit term in IAST*	Sanskrit term
ITA-8.3.9	Fritter-like preparation with sweet honey stuffing	A preparation similar to a fritter with sweet stuffing in which honey is additionally mixed and prepared in bolus form.	sapiṇḍikaḥ	सपिण्डिकः
ITA-8.3.10	Group of processed food items	A group of processed food items such as thin gruel of rice (peya), and boiled rice (odana).	kṛtānnavargaḥ	कृतान्नवर्गः
ITA-8.3.11	Supernatant liquid obtained after draining boiled rice	The liquid portion of rice prepared by adding 14 parts water to one part rice.	maṇḍaḥ	मण्डः
ITA-8.3.12	Thin rice gruel	A thin gruel of rice along with its solid portion which is easily digestible and thus increases digestive capacity; it is prepared by adding 14 parts water to one part broken rice and boiling well until all the rice grains become soft.	peyā	पेया
ITA-8.3.13	Thick rice gruel	A rice gruel preparation which contains a greater solid than liquid portion; it is prepared by adding 4 parts water to one part broken rice and boiling until the rice becomes soft.	vilepī	विलेपी
ITA-8.3.14	Cooked rice	It is prepared with 5 parts water to one part rice and boiling until the rice becomes soft.	odanam	ओदनम्
ITA-8.3.15	Parched paddy	A preparation of roasted grains which is easily digestible.	lājā	लाजा
ITA-8.3.16	Thin gruel of parched grain	A thin gruel prepared from parched grains.	lājapeyā	लाजपेया
ITA-8.3.17	Liquid portion of parched grain gruel	The liquid portion of gruel prepared from parched grains	lājamaṇḍaḥ	लाजमण्डः
ITA-8.3.18	Processed liquid portion of parched grain gruel	The liquid portion of parched grain gruel which is processed with oil or ghee, and spices.	saṃskṛtalājamaṇḍaḥ	संस्कृतलाजमण्डः
ITA-8.3.19	Flour of roasted parched grain	A type of food preparation made from the flour of roasted parched grain by adding water and sugar, and mixing it to the consistency of paste.	lājasaktuḥ	लाजसक्तुः

Term ID	English term	Description	Sanskrit term in IAST*	Sanskrit term
ITA-8.3.20	Type of gruel made from barley	A gruel made from barley flour soaked in hot water followed by boiling.	kulmāṣaḥ	कुल्माषः
ITA-8.3.21	Soup of vegetables and/or pulses	A type of food preparation in which a soup of vegetables and/or pulses is prepared by adding 16 parts water.	yūṣaḥ	यूषः
ITA-8.3.22	Non-processed soup of vegetables	A type of food preparation in which a soup of vegetables and/or pulses is prepared by adding 16 parts water without processing with oil or ghee, and spices.	akṛtayūṣaḥ	अकृतयूषः
ITA-8.3.23	Processed soup of vegetables and/or pulses	A type of food preparation in which a soup of vegetables and/or pulses is prepared by adding 16 parts water and processed with oil or ghee, and spices.	kṛtayūṣaḥ	कृतयूषः
ITA-8.3.24	Thin meat soup	A meat soup prepared with larger amount of water.	tanurasaḥ	तनुरसः
ITA-8.3.25	Processed meat soup	A meat soup processed with oil or ghee, and spices.	kṛtarasaḥ	कृतरसः
ITA-8.3.26	Sour soup	A soup prepared by adding a sour substance.	amlasūpaḥ	अम्लसूपः
ITA-8.3.27	Soup without added sour substances	A soup prepared without adding any sour substance.	anamlasūpaḥ	अनम्लसूपः
ITA-8.3.28	Toasted grain flour	A dietetic preparation made by adding sugar and water to the flour of roasted grains such as barley, wheat, Bengal gram or parched rice.	saktuḥ	सक्तुः
ITA-8.3.29	Flour of roasted rice	A dietetic preparation made by adding sugar and water to the flour of roasted rice.	śālisaktuḥ	शालिसक्तुः
ITA-8.3.30	Flour cake, a type of bread	A type of food preparation made from rice, barley, or wheat flour.	apūpaḥ	अपूपः
ITA-8.3.31	Fried barley porridge	A type of food preparation made from fried barley.	vāṭyaḥ	वाट्यः
ITA-8.3.32	Sprouted grains	Varieties of sprouted grains such as green gram or chickpea.	virūḍhadhānāḥ, virūḍhadhakaḥ	विरूढधानाः, विरूढाढकः

Term ID	English term	Description	Sanskrit term in IAST*	Sanskrit term
ITA-8.3.33	Type of cake	A large round cake composed of ground rice, sugar and sesame, which is cooked in oil.	śaṣkuliḥ	शष्कुलिः
ITA-8.3.34	Fried sweet bread	A deep-fried sweet bread.	pūpaḥ	पूपः
ITA-8.3.35	Deep-fried sweet bread	A type of sweet cake fried in ghee or oil.	pūpalikā	पूपलिका
ITA-8.3.36	Boneless meat prepared with certain condiments	A preparation in which boneless meat is cooked, then ground and mixed with ghee and spices such as pepper and garlic, before being made into flattened balls which are steam cooked.	veśavāraḥ	वेशवारः
ITA-8.3.37	Flattened rice	A preparation made from de-husked paddy which is moistened, fried, and then parched and flattened.	pṛthukaḥ	पृथुकः
ITA-8.3.38	Beverage	A beverage prepared from unripe fruit such as mango, grapes, dates, and jujube by adding sugar and spices.	pānakam	पानकम्
ITA-8.3.39	Sweet-sour sauce	A preparation with mixed sweet, sour and salty tastes usually made by using the juice of garcinia, falsa fruit and black plum, and adding sugar, black salt, rock salt and a small amount of mustard powder.	rāgaḥ	रागः
ITA-8.3.40	Confectionery	Various type of preparations made of sweet, sour, and salty substances.	ṣāḍavaḥ	षाडवः
ITA-8.3.41	Electuary	A sweet semi-liquid preparation that is consumed by licking.	lehaḥ	लेहः
ITA-8.3.42	Vinegar	A kind of sour liquid prepared from roots and fruits by first steeping them in oil and salt, then drying them before placing them in water to undergo acetous fermentation.	śuktam	शुक्तम्
ITA-8.3.43	Type of fermented beverage	A specific preparation resulting from a process of fermentation.	śiṇḍākī	शिण्डाकी

Term ID	English term	Description	Sanskrit term in IAST*	Sanskrit term
ITA-8.3.44	Sour gruel	A gruel prepared using cereals and pulses (rice and horse gram) which is fermented until it becomes sour.	kāñjikam/kāñjī	काञ्जिकम्/काञ्जी
ITA-8.3.45	Beverage prepared from fruit	A type of beverage prepared from sour fruits such as jujube (Ziziphus jujube Mill.).	khaḍaḥ	खडः
ITA-8.3.46	Beverage prepared from roots and sesame	A type of beverage prepared from roots and sesame.	kāmbalikaḥ	काम्बलिकः
ITA-8.3.47	Porridge	A food preparation made with rice, green gram, salt, ginger, and asafoetida in appropriate amounts and boiled until the rice becomes soft.	kṛśarā	कृशरा
ITA-8.3.48	Oil cakes	The residue of seeds which have been pressed and ground to extract their oil.	piṇyākaḥ	पिण्याकः
ITA-8.3.49	Liquid portion of porridge prepared with fried barley	The liquid portion of food preparations made from fried barley and consisting of one part fried barley and 14 parts water.	vāṭyamaṇḍaḥ	वाट्यमण्डः
ITA-8.3.50	Meat soup	A soup of varying consistency prepared with or without seasoning or condiments.	māṃsarasaḥ, rasaḥ.	मांसरसः, रसः

9. Treatment
चिकित्सा

Term ID	English term	Description	Sanskrit term in IAST*	Sanskrit term
9.1	**General medicine**			
ITA-9.1.1	General medicine	One of the eight clinical branches of Ayurveda:it deals with the management of generalized systemic diseases.	kāyacikitsā	कायचिकित्सा
ITA-9.1.2	Body or internal fire, denoting all metabolic factors of the body	All factors responsible for digestion and metabolism or transformation.	kāyaḥ	कायः
ITA-9.1.3	Treatment	A treatment eradicates or normalizes impaired dosha and re-establishes all the dhatu in equilibrium, thereby restoring the normal structure and function of bodily elements.	cikitsā	चिकित्सा
ITA-9.1.4	Disease elimination	Cure of disease. Synonym of treatment.	vyādhiharam	व्याधिहरम्
ITA-9.1.5	Compatible with health	Dietary and behavioural practices helpful in treating disease or maintaining health. Synonym of treatment.	pathyam	पथ्यम्
ITA-9.1.6	Treatment instrument	Tool or means by which a disease is cured, and health restored. Synonym of treatment.	sādhanam	साधनम्
ITA-9.1.7	Medication	Therapeutic measures by which a disease is cured, and health restored. Synonym of treatment.	auṣadham	औषधम्
ITA-9.1.8	Treatment protocol	The therapeutic measures taken to counter the disease state. Synonym of treatment.	upakramaḥ	उपक्रमः
ITA-9.1.9	Amendment to wrong behaviour	Correction of wrong behaviour, leading to disease alleviation. Synonym of treatment.	prāyaścittam	प्रायश्चित्तम्

Term ID	English term	Description	Sanskrit term in IAST*	Sanskrit term
ITA-9.1.10	Palliation	The process of disease abatement or containment. Synonym of treatment.	praśamanam	प्रशमनम्
ITA-9.1.11	Restoration of health	Process of restoring health. Synonym of treatment.	prakṛtisthāpanam	प्रकृतिस्थापनम्
ITA-9.1.12	Salutary to health	Wholesome food, all activities such as a daily routine and medications which are conducive to health. Synonym of treatment.	hitam	हितम्
ITA-9.1.13	Rebuffing of disease	The process by which a disease is warded off or deflected. Synonym of treatment.	vāraṇam	वारणम्
ITA-9.1.14	Therapeutic rituals	One of the treatment classifications: spiritual therapies include the incantation of mantra, talismans, wearing gems, auspicious offerings, gifts, oblations, atonements, fasting and pilgrimage.	daivavyapāśrayacikitsā, daivīcikitsā	दैवव्यपाश्रयचिकित्सा, दैवीचिकित्सा
ITA-9.1.15	Chanting of auspicious hymns	A type of therapeutic ritual: treatment of a disease by incantation of appropriate mantra under specified conditions.	mantracikitsā	मन्त्रचिकित्सा
ITA-9.1.16	Gem wearing	A type of therapeutic ritual: treatment of a disease through wearing appropriate gems or precious stones depending on the disease itself.	maṇidhāraṇam	मणिधारणम्
ITA-9.1.17	Auspicious offerings	A type of therapeutic ritual.	maṅgalam	मङ्गलम्
ITA-9.1.18	Offerings to deity excluding animal sacrifice	A type of therapeutic ritual: treatment of a disease whereby something auspicious is offered to the deity to cure the ailment.	baliḥ	बलिः
ITA-9.1.19	Offerings to deity including animal sacrifice	A type of therapeutic ritual: treatment of a disease whereby an animal is offered to the deity to cure the ailment.	upahāraḥ	उपहारः
ITA-9.1.20	Oblations or offerings given through fire	A type of therapeutic ritual: treatment of a disease through the process of combusting various things as offerings to cure the ailment.	homam	होमम्

Term ID	English term	Description	Sanskrit term in IAST*	Sanskrit term
ITA-9.1.21	Practising auspicious rules	A type of therapeutic ritual: treatment of a disease by following certain rules to cure the ailment.	niyamaḥ	नियमः
ITA-9.1.22	Atonement, compensatory rites	A type of therapeutic ritual.	prāyaścittam	प्रायश्चित्तम्
ITA-9.1.23	Mindful restriction of food intake	A type of therapeutic ritual: treatment of a disease by adhering to therapeutic mindful or intermittent fasting.	upavāsaḥ	उपवासः
ITA-9.1.24	Blessings from elders	A type of therapeutic ritual: treatment of a disease by receivingblessings (aśirvada) to cure the ailment.	svastyayanam	स्वस्त्ययनम्
ITA-9.1.25	Pilgrimage	A type of therapeutic ritual:treatment of a disease by visiting a holy place to cure the ailment.	praṇipātagamanam	प्रणिपातगमनम्
ITA-9.1.26	Structured therapy based on clinical reasoning	A rational and evidence-based therapeutic intervention within the ambit of human intelligence; one of the treatment classifications which has recourse to modalities such as the administration of medicines, diet and other evidence-based approaches to treat a disease.	yuktivyapāśrayacikitsā, mānuṣīcikitsā	युक्तिव्यपाश्रयचिकित्सा, मानुषीचिकित्सा
ITA-9.1.27	Proven or evidence-based clinical protocol for management of a disease	Definitive treatment or permanent remedy to a disease: the term naiṣṭhikīcikitsā is a compound of the two words niṣtha (definitive) and cikitsā (treatment).	naiṣṭhikīcikitsā	नैष्ठिकीचिकित्सा
ITA-9.1.28	Administration of foods	Administration of a proper diet for the management of diseases.	āhāradravyayojanam	आहारद्रव्ययोजनम्
ITA-9.1.29	Administration of medicines	Administration of medicines for the management of diseases.	auṣadhadravyayojanam	औषधद्रव्ययोजनम्
ITA-9.1.30	Hazardous substance	A substance which has a deleterious or adverse effect on health. Antonym of medicine or medication.	abheṣajam	अभेषजम्
ITA-9.1.31	Acute toxin	One of the two types of hazardous substance which produces an immediate harmful effect after use, e.g. poisoning, burning by fire or cutting with a sharp instrument.	bādhanam	बाधनम्

Term ID	English term	Description	Sanskrit term in IAST*	Sanskrit term
ITA-9.1.32	Detrimental to health in the long term	One of the two types of hazardous substance which give rise to disease, e.g. long-term adoption of incompatible food and unhealthy practices.	sānubādhanam	सानुबाधनम्
ITA-9.1.33	Procedure or medicine	A procedure or medicine used in the treatment of disease.	bheṣajam	भेषजम्
ITA-9.1.34	Health-promoting	A medicine or regimen which boosts health in a healthy person; a feature of rejuvenative therapy.	svasthasyorjaskaram	स्वस्थस्योर्जस्करम्
ITA-9.1.35	Rejuvenative therapy	The procedures or medicines used to improve health and longevity.	rasāyanam	रसायनम्
ITA-9.1.36	Potency and fertility therapy	One of the eight clinical branches of Ayurveda concerned with aphrodisiac use.	vājīkaraṇam	वाजीकरणम्
ITA-9.1.37	Curative medicine	A medicine which alleviates a patient's ailments.	ārtasyaroganut	आर्तस्यरोगनुत्
ITA-9.1.38	Conservative therapy	Therapy which aims to mitigate the disease by pacifying dosha (in contrast to purifying therapies, which remove dosha from the body).	saṁśamanam	संशमनम्
ITA-9.1.39	Two-fold therapeutic protocol	Therapeutic protocols can be broadly classified into two: nourishing therapy and depleting therapy.	dvividhopakramaḥ	द्विविधोपक्रमः
ITA-9.1.40	Nourishing therapy	A procedure of disease alleviation by nourishment of bodily tissues.	santarpaṇam	सन्तर्पणम्
ITA-9.1.41	Depleting therapy	A procedure of disease alleviation by depletion of bodily tissues.	apatarpaṇam	अपतर्पणम्
ITA-9.1.42	Six types of treatment modalities	A subdividing of therapeutic measures into six categories: bṛṁhaṇam, snehanam, stambhanam, laṁghanaṁ, svedanam and rūkṣaṇaṁ.	ṣaḍvidhopakramāḥ	षड्विधोपक्रमाः
ITA-9.1.43	Bulk-enhancing	One of the six types of treatment modalities: a procedure which is nutritive, nourishing, increases body weight, promotes growth or enhances bulk.	bṛṁhaṇam/ bṛṁhaṇacikitsā	बृंहणम्/बृंहणचिकित्सा

Term ID	English term	Description	Sanskrit term in IAST*	Sanskrit term
ITA-9.1.44	Therapeutic oleation	One of the six types of treatment modalities which involves administration of oils or fats both internally and externally.	snehanam/snehanakarma	स्नेहनम्/स्नेहनकर्म
ITA-9.1.45	Astringent therapy	One of the six types of treatment modalities: a procedure or medicine causing arrest of secretion or allowing control of bleeding.	stambhanam/ stambhanakarma	स्तम्भनम्/स्तम्भनकर्म
ITA-9.1.46	Lightness promoting therapy	One of the six types of treatment modalities: a procedure that induces lightness in the body.	laṅghanam	लङ्घनम्
ITA-9.1.47	Therapeutic sustained hunger	The process of keeping a person hungry as a therapeutic measure.	kṣudhā	क्षुधा
ITA-9.1.48	Therapeutic sustained thirst	The process of keeping a person thirsty as a therapeutic measure.	tṛṣṇā	तृष्णा
ITA-9.1.49	Therapeutic exposure to wind	The process of exposing a person to wind as a therapeutic measure.	mārutaḥ	मारुतः
ITA-9.1.50	Therapeutic exposure to sunlight	The process of exposing a person to sunlight as a therapeutic measure.	ātapaḥ	आतपः
ITA-9.1.51	Therapeutic exercise	The process of making the person take exercise as a therapeutic measure.	vyāyāmaḥ	व्यायामः
ITA-9.1.52	Procedure to eliminate morbid dosha from body	Also a synonym of cleansing therapy.	doṣāvasecanam	दोषावसेचनम्
ITA-9.1.53	Fast-acting treatment	A rapidly acting treatment such as therapeutic cautery.	āśukāricikitsā	आशुकारिचिकित्सा
ITA-9.1.54	Uprooting the cause of the disease	Removal of the dosha or other harmful substances.	apakarṣaṇam	अपकर्षणम्
ITA-9.1.55	Creating conditions hostile to cause	Setting up conditions that are against the originating cause of disease.	prakṛtivighātaḥ	प्रकृतिविघातः
ITA-9.1.56	Avoidance of etiological factors	A prerequisite for the cure and prevention of recurrent disease.	nidānaparivarjanam	निदानपरिवर्जनम्

Term ID	English term	Description	Sanskrit term in IAST*	Sanskrit term
ITA-9.1.57	Treatment antagonistic to cause	One of the threefold classifications of treatment antagonistic to the cause.	hetuviparītacikitsā	हेतुविपरीतचिकित्सा
ITA-9.1.58	Treatment antagonistic to disease	One of the threefold classifications of treatment antagonistic to the disease.	vyādhiviparītacikitsā	व्याधिविपरीतचिकित्सा
ITA-9.1.59	Treatment antagonistic to cause and disease	One of the threefold classifications of treatment antagonist to both the cause and disease.	ubhayārthakāricikitsā	उभयार्थकारिचिकित्सा
ITA-9.1.60	Treatment using material substances	Treatment with substances having physical form such as herbs or minerals.	dravyabhūtacikitsā	द्रव्यभूतचिकित्सा
ITA-9.1.61	Treatment not using material substances	Treatment without substances having physical form such as fasting and incantations.	adravyabhūtacikitsā	अद्रव्यभूतचिकित्सा
ITA-9.1.62	Dosha-specific therapeutic measure	A therapeutic measure or set of therapies with characteristics or properties which are antagonistic to specific dosha.	doṣopakramaḥ	दोषोपक्रमः
ITA-9.1.63	Waiting period for appropriate treatment time	Understanding the stage of the disease condition and waiting for the appropriate time to initiate treatment, e.g. incision of an abscess only after it begins to suppurate.	kālapratīkṣā	कालप्रतीक्षा
ITA-9.1.64	Reviving consciousness	Measures to revive a person from unconsciousness.	samjñāprabodhanam	संज्ञाप्रबोधनम्
9.2	**Cleansing therapy**			
ITA-9.2.1	Cleansing therapy	Treatment modality based on the principle of removing vitiated doṣa.	saṁśodhanakarma, śodhanakarma, śodhana cikitsa	संशोधनकर्म, शोधनकर्म,शोधन चिकित्सा
ITA-9.2.2	Panchakarma	Five internal cleansing therapies, comprising emesis, purgation, decoction enema, unctuous enema and errhine therapy.	pañcakarma	पञ्चकर्म

Term ID	English term	Description	Sanskrit term in IAST*	Sanskrit term
ITA-9.2.3	Patient fit for cleansing threrapy	Patient who has no contraindications and is fit to undergo cleansing therapy.	saṁśodhanārhaḥ	संशोधनार्हः
ITA-9.2.4	Preparatory procedures	Preparatory procedure carried out before proper administration of any major procedure such as panchakarma or surgery.	pūrvakarma	पूर्वकर्म
ITA-9.2.5	Internal oleation	The therapeutic administration of the appropriate dose of processed ghee, oil or any other unctuous substance internally to achieve oleation.	ābhyantarasnehaḥ, snehapāna	आभ्यन्तरस्नेहः, स्नेहपान
ITA-9.2.6	Instant oleation	An unctuous substance administered internally which induces rapid oleation.	sadyasnehaḥ	सद्यस्नेहः
ITA-9.2.7	Intake of processed ghee or oily substance alone	The discrete intake of processed ghee or oily substance (without it being mixed with any other substance).	acchasnehaḥ	अच्छस्नेहः
ITA-9.2.8	Intake of ghee or oily substance in combination with other material(s)	A method of inducing oleation by administering various unctuous substances along with food or medicines.	pravicāraṇāsnehaḥ/ vicāraṇāsnehaḥ	प्रविचारणास्नेहः/ विचारणास्नेहः
ITA-9.2.9	External cleansing therapies	Therapeutic procedures involving the external application of medicines.	bahiḥparimārjanam	बहिःपरिमार्जनम्
ITA-9.2.10	Oleation		snehakarma, snehana	स्नेहकर्म, स्नेहन
ITA-9.2.11	External oleation	External oleation of the body.	bāhyasnehaḥ	बाह्यस्नेहः
ITA-9.2.12	Application of oil to body	Procedure to induce oleation carried out by external application of an unctuous substance for therapeutic purposes and healthy well-being.	abhyaṅgaḥ	अभ्यङ्गः
ITA-9.2.13	Application of oily substance to head	External application of oil to the head.	mūrdhatailam/ śirastailam	मूर्धतैलम्/शिरस्तैलम्

Term ID	English term	Description	Sanskrit term in IAST*	Sanskrit term
ITA-9.2.14	Therapeutic streaming of medicated fluids to head	A type of external application of oil to the head in which oil is poured in a fine stream over the forehead in a meticulous manner, either observing pendulous movements or at a constant point.	śiraḥsekaḥ	शिरःसेकः
ITA-9.2.15	Therapeutic procedure of placing an oil-soaked tampon on head	A type of external application of oil to the head in which a pad of oil-soaked cloth or cotton is kept on the scalp for a defined period.	śiraḥpicuḥ	शिरःपिचुः
ITA-9.2.16	Therapeutic retention of oil over head for specific duration	A procedure involving medicated oil being retained over the head region for a specific duration.	śirobastiḥ	शिरोबस्तिः
ITA-9.2.17	Application of oil to head	A type of external application of oil to the head.	śirobhyaṅgaḥ	शिरोऽभ्यङ्गः
ITA-9.2.18	Controlled pouring of liquids over body	A procedure in which oil or any medicated liquid is poured in a stream all over the body.	kāyasekaḥ	कायसेकः
ITA-9.2.19	Controlled pouring of oil over body	A procedure in which oil is made to poured in a stream (dhara) all over the body.	tailadhārā	तैलधारा
ITA-9.2.20	Controlled pouring of buttermilk over body	A procedure in which buttermilk is poured in a stream all over the body.	takradhārā	तक्रधारा
ITA-9.2.21	Controlled pouring of medicated decoction over body	A procedure in which a therapeutic medicated decoction is poured in a stream all over the body.	kaṣāyadhārā	कषायधारा
ITA-9.2.22	Therapeutic retention of oil over cervical region	A procedure which involves holding medicated oil over the cervical region (neck) for a specific duration.	manyābastiḥ	मन्याबस्तिः
ITA-9.2.23	Therapeutic retention of oil over cardiac region	A procedure which involves holding medicated oil over the cardiac region for a specific duration.	hṛdbastiḥ	हृद्बस्तिः

Term ID	English term	Description	Sanskrit term in IAST*	Sanskrit term
ITA-9.2.24	Therapeutic retention of oil over thoracolumbar region	A procedure which involves holding medicated oil over the thoracolumbar region for a specific duration.	pṛṣṭhabastiḥ	पृष्ठबस्तिः
ITA-9.2.25	Therapeutic retention of oil over lumbosacral region	A procedure which involves holding medicated oil over the lumbosacral region for a specific duration.	kaṭibastiḥ	कटिबस्तिः
ITA-9.2.26	Therapeutic retention of oil over knee region	A procedure which involves holding medicated oil over the knee region for a specific duration.	jānubastiḥ	जानुबस्तिः
ITA-9.2.27	Gentle massage	A massage procedure involving light pressure.	saṁvāhanam	संवाहनम्
ITA-9.2.28	Massage with pressure	A massage procedure involving a therapeutic pressurised massage.	mardanam	मर्दनम्
ITA-9.2.29	Massage with medicated herbal powder	A therapeutic massage procedure using powders.	udvartanam	उद्वर्तनम्
ITA-9.2.30	Therapeutic powder-oil massage	A procedure characterized by rubbing a mixture prepared from coarse powder and oil (or other unctuous liquid substances).	utsādanam	उत्सादनम्
ITA-9.2.31	Manual massage in specified direction with coarse powder	A massage procedure involving application of a coarse medicinal powder against the direction of body hair.	udgharṣaṇam	उद्घर्षणम्
ITA-9.2.32	Manual massage in ascending direction	A therapeutic massage of the body parts with gentle strokes applied in the ascending direction with the masseur's palms.	unmardanam	उन्मर्दनम्
ITA-9.2.33	Therapeutic pedal massage	A therapeutic massage in which the feet are used to apply body weight as pressure.	pādāghātaḥ	पादाघातः
ITA-9.2.34	Medicated paste or oil applied over vertex	An application of warm oil mixed with powder and made into a paste (or only warm oil) placed over the vertex.	talaṁ	तलम्

Term ID	English term	Description	Sanskrit term in IAST*	Sanskrit term
ITA-9.2.35	Application of paste prepared with shastika rice	An application of medicated paste prepared with rice cooked in milk.	annalepana	अन्नलेपन
ITA-9.2.36	Fomentation		svedana	स्वेदन
ITA-9.2.37	Sweating induced by warm liquid	The procedure of achieving sudation by applying a warm liquid.	dravasvedaḥ	द्रवस्वेदः
ITA-9.2.38	Pouring of sour fermented and husked grain gruel	A technique in which a fermented sour liquid prepared from a gruel of husked grains (dhānyāmla) is poured in a stream all over the body to achieve fomentation.	dhānyāmladhārā	धान्याम्लधारा
ITA-9.2.39	Sweating induced by direct or indirect contact with fire	A sudation therapy which induces diaphoresis by means of direct heat or indirect heat from a fire.	agnisvedaḥ	अग्निस्वेदः
ITA-9.2.40	Sweating induced by medicated bolus	A type of sudation therapy in which diaphoresis is achieved by external application of prewarmed medicine in bolus form, with or without a covering cloth.	saṅkarasvedaḥ	सङ्करस्वेदः
ITA-9.2.41	Sweating induced by lying on bed	A type of sudation therapy in which diaphoresis is achieved by the person lying down on a bed to which a prewarmed medicine has been applied.	prastarasvedaḥ	प्रस्तरस्वेदः
ITA-9.2.42	Sweating induced by steam directed from hose	A type of sudation therapy in which diaphoresis of specific parts of the body is achieved by focused application of steam by means of tube.	nāḍīsvedaḥ	नाडीस्वेदः
ITA-9.2.43	Sweating induced by streaming a prewarmed liquid	A type of sudation therapy in which diaphoresis is achieved by sprinkling or streaming a prewarmed liquid over a person.	pariṣekasvedaḥ	परिषेकस्वेदः
ITA-9.2.44	Sweating induced by immersion in prewarmed liquid	Sudation achieved by immersion: sitting in a prewarmed liquid such as a medicated oil or decoction.	avagāhasvedaḥ	अवगाहस्वेदः

Term ID	English term	Description	Sanskrit term in IAST*	Sanskrit term
ITA-9.2.45	Sweating induced in a specially designed room	A type of sudation therapy in which diaphoresis is achieved by sitting in a specially designed chamber with internal heating for a prescribed period.	jentākasvedaḥ	जेन्ताकस्वेदः
ITA-9.2.46	Sweating induced on prewarmed stone bed	A type of sudation therapy in which diaphoresis is achieved by lying down on a prewarmed stone bed.	aśmaghanasvedaḥ	अश्मघनस्वेदः
ITA-9.2.47	Sweating induced in a pit filled with embers	A type of sudation therapy in which diaphoresis is achieved by lying down on or sitting over a bed placed above a pit filled with the embers of prescribed substances.	karṣūsvedaḥ	कर्षूस्वेदः
ITA-9.2.48	Sweating induced by sitting in a heated hut or cottage	A type of sudation therapy in which diaphoresis is achieved by sitting in a specially designed cottage with a heat source outside the cottage.	kuṭīsvedaḥ	कुटीस्वेदः
ITA-9.2.49	Sweating induced by lying on warmed earth surface	Sudation achieved by a person lying on the warmed earth surface in a controlled environment protected from breezes.	bhūsvedaḥ	भूस्वेदः
ITA-9.2.50	Sweating induced over a buried pot filled with decoctions	A type of sudation therapy in which diaphoresis is achieved by lying down on or sitting over a bed placed above a buried pot filled with a hot decoction or liquid.	kumbhīsvedaḥ	कुम्भीस्वेदः
ITA-9.2.51	Sweating induced over a well	A type of sudation therapy in which diaphoresis is achieved by lying down on or sitting over a bed placed above a shallow well containing the embers of various substances.	kūpasvedaḥ	कूपस्वेदः
ITA-9.2.52	Sweating induced by burning substances in a pot	A type of sudation therapy in which diaphoresis is achieved by lying down on or sitting over a bed placed above a specially designed pot which generates heat by burning dry substances such as cow dung.	holākasvedaḥ	होलाकस्वेदः
ITA-9.2.53	Sweating induced by application of a poultice	Sudation achieved with the application of a poultice prepared with medicated substances.	piṇḍasvedaḥ	पिण्डस्वेदः

Term ID	English term	Description	Sanskrit term in IAST*	Sanskrit term
ITA-9.2.54	Sweating induced by application of a medicated herbal paste or powder	Sudation achieved with the application of a prewarmed paste.	sāgni-upanāhasvedaḥ	साग्नि-उपनाहस्वेदः
ITA-9.2.55	Sweating induced by contact with heat or heated substances	The procedure of achieving sudation by applying a warm substance to the body surface.	tāpasvedaḥ	तापस्वेदः
ITA-9.2.56	Milk vapour fomentation	Steam from milk used for fomentation.	kṣīradhūma	क्षीरधूम
ITA-9.2.57	Sweating induced without application of fire	Sudation procedures which do not rely on the direct or indirect application of fire.	niragnisvedaḥ	निरग्निस्वेदः
ITA-9.2.58	Sweating induced by exercise	A type of sudation therapy in which diaphoresis is achieved by doing exercise.	vyāyāmaḥ	व्यायामः
ITA-9.2.59	Sweating induced by sitting in a warm room	A type of sudation therapy in which diaphoresis is achieved by sitting in a warm room.	uṣṇasadanam	उष्णसदनम्
ITA-9.2.60	Sweating induced by wearing heavy clothes	A type of sudation therapy in which diaphoresis is achieved by putting on thick clothes.	guruprāvaraṇam	गुरुप्रावरणम्
ITA-9.2.61	Sweating induced by hunger	A type of sudation therapy in which diaphoresis is achieved by not attending to hunger pangs.	kṣudhā	क्षुधा
ITA-9.2.62	Sweating induced by drinking large amounts of alcohol	A type of sudation therapy in which diaphoresis is achieved by excessive intake of alcoholic beverages.	bahupānam	बहुपानम्
ITA-9.2.63	Sweating induced by fear	A type of sudation therapy in which diaphoresis is achieved by frightening the person.	bhayaḥ	भयः
ITA-9.2.64	Sweating induced by provoking anger	A type of sudation therapy in which diaphoresis is achieved by angering the person.	krodhaḥ	क्रोधः

Term ID	English term	Description	Sanskrit term in IAST*	Sanskrit term
ITA-9.2.65	Sweating induced by applying a medicated herbal poultice	A type of sudation therapy in which diaphoresis is achieved by application of a paste which prevents body heat from escaping.	niragni-upanāhasvedaḥ	निरग्नि-उपनाहस्वेदः
ITA-9.2.66	Sweating induced by engaging in combat	A type of sudation therapy in which diaphoresis is achieved by fighting or wrestling.	āhavaḥ/yudhdaḥ	आहवः/युध्दः
ITA-9.2.67	Sweating induced by exposure to sun	A type of sudation therapy in which diaphoresis is achieved by exposure to the hot sun.	ātapaḥ	आतपः
ITA-9.2.68	Main therapeutic procedure	The main therapeutic procedures usually adopted in the context of panchakarma and surgery.	pradhāna-karma	प्रधान-कर्म
ITA-9.2.69	Therapeutic emesis	A therapeutic process for the controlled induction of emesis along with a series of pre- and post-intervention measures.	vamanakarma/ pracchardanam	वमनकर्म/प्रच्छर्दनम्
ITA-9.2.70	Therapeutic purgation	A therapeutic process for the controlled induction of purgation along with a series of pre- and postintervention measures.	virecanakarma	विरेचनकर्म
ITA-9.2.71	Therapeutic enema	The therapeutic application of medicated liquids via the rectal, urethral or vaginal routes.	bastikarma	बस्तिकर्म
ITA-9.2.72	Half-dose therapeutic ghee or oily enema	A form of medicated ghee or oily enema, the dose of which is half that of therapeutic ghee or oily enema.	anuvāsanabastiḥ	अनुवासनबस्तिः
ITA-9.2.73	Therapeutic ghee or oily enema	A medicated unctous enema, the amount of which is usually a quarter that of a decoction enema.	snehabastiḥ	स्नेहबस्तिः
ITA-9.2.74	Low-dose ghee or oily enema	A medicated enema given in a dose which will not cause complications even if retained or the posttherapy regimen is not followed.	mātrābastiḥ	मात्राबस्तिः
ITA-9.2.75	Therapeutic decoction enema	The therapeutic procedure of administering a medication predominantly by means of a decoction enema.	āsthāpanabastiḥ/ nirūhabastiḥ	आस्थापनबस्तिः/ निरूहबस्तिः
ITA-9.2.76	Palliative enema	A type of therapeutic enema which is used to maintain health and prolong life.	yāpanabastiḥ	यापनबस्तिः

Term ID	English term	Description	Sanskrit term in IAST*	Sanskrit term
ITA-9.2.77	Enema practicable even while travelling	A type of enema which can be administered with minimal restrictions on travel and physical activity.	yuktarathabastiḥ	युक्तरथबस्तिः
ITA-9.2.78	Enema prepared from honey and oil	A medicated enema mainly constituted of honey and oil.	mādhutailikabastiḥ	माधुतैलिकबस्तिः
ITA-9.2.79	Enema for obstinate diseases	A type of enema formulated with the specified ingredients for a specific purpose.	vaitaraṇabastiḥ	वैतरणबस्तिः
ITA-9.2.80	Slimy enema	A type of specialized enema to control bleeding from the anus.	picchā/picchila-bastiḥ	पिच्छा/पिच्छिल-बस्तिः
ITA-9.2.81	Enema for strength, complexion and growth	A type of specially medicated enema which can cure certain diseases and boost longevity.	siddhabastiḥ	सिद्धबस्तिः
ITA-9.2.82	Course of thirty combined therapeutic enemas	A type of therapeutic enema based on a course of thirty enemas which includes eighteen half-dose therapeutic ghee or oily enemas and twelve therapeutic decoction enemas, , administered in a particular sequence.	karmabastiḥ	कर्मबस्तिः
ITA-9.2.83	Course of sixteen therapeutic enemas	A type of therapeutic enema based on a course of sixteen enemas which includes ten half-dose therapeutic ghee or oily enemas and six therapeutic decoction enemas, administered in a particular sequence.	kālabastiḥ	कालबस्तिः
ITA-9.2.84	Course of eight combined therapeutic enemas	A type of therapeutic enema based on a course of eight enemas which includes five half-dose therapeutic ghee or oily enemas and three therapeutic decoction enemas, administered in a particular sequence.	yogabastiḥ	योगबस्तिः
ITA-9.2.85	Administration of therapeutic fluid via vaginal or urethral route	A procedure in which medicated oil, ghee or a decoction is administered via the vaginal or urethral route.	uttarabastiḥ	उत्तरबस्तिः
ITA-9.2.86	Intranasal administration	A procedure in which medicine either in liquid or powder form is administered through the nose.	nasyam/ nastam	नस्यम्/नस्तम्

Term ID	English term	Description	Sanskrit term in IAST*	Sanskrit term
ITA-9.2.87	Medication of unctuous substance through nose	A type of nasya in which drops of medicated unctuous substance are used to medicate the nose.	nāvanam	नावनम्
ITA-9.2.88	Type of intranasal administration used for shodhanakarma	A type of cleansing therapy that uses the nasal route.	śirovirecanam	शिरोविरेचनम्
ITA-9.2.89	High-dose intranasal medication	A nasal cleansing therapy in which mainly oil-based medicines are instilled.	marśaḥ	मर्शः
ITA-9.2.90	Low-dose routine intranasal medication	A nasal cleansing therapy in which mainly oil-based medicines are instilled; it is suitable for individuals of all age groups.	pratimarśaḥ	प्रतिमर्शः
ITA-9.2.91	Intranasal therapy with expressed juice from paste	Therapeutic intranasal instillation of the freshly expressed juice of herbal drugs.	avapīḍanam	अवपीडनम्
ITA-9.2.92	Intranasal therapy with medicated powder	Administration of medicated powders via the intranasal route.	pradhamanam/ dhmāpanam	प्रधमनम्/ध्मापनम्
ITA-9.2.93	Intranasal therapy with medicated smoke	Administration of medicated smoke via the intranasal route.	dhūmanasyam	धूमनस्यम्
ITA-9.2.94	Cleansing type of intranasal therapy	A type of nasya therapy which eliminates morbid factors from the head region.	recananasyam	रेचननस्यम्
ITA-9.2.95	Nourishing intranasal therapy	A type of nasya therapy with the primary aim of nourishment.	bṛmhaṇanasyam	बृंहणनस्यम्
ITA-9.2.96	Intranasal therapy with pacifying effect	A type of nasya therapy which helps in treatment by pacifying morbid doṣa.	śamananasyam	शमननस्यम्
ITA-9.2.97	Vaginal douche	The procedure of vaginal douching with medicated liquids.	yoni dhāvana/ yoni prakṣālana	योनिधावन/ योनिप्रक्षालन

Term ID	English term	Description	Sanskrit term in IAST*	Sanskrit term
ITA-9.2.98	Vaginal tampon	A sterile tampon soaked with medicated liquids which is inserted in the vaginal canal.	yoni picu	योनिपिचु
ITA-9.2.99	Vaginal irrigation	The procedure of introducing medicated substances into the vaginal canal.	yoni pūraṇa	योनिपूरण
ITA-9.2.100	Vaginal fumigation	The procedure of fumigating the external genitalia or vaginal canal with fumes produced by medicinal substances.	yoni dhūpana	योनिधूपन
ITA-9.2.101	Vaginal suppository or wick	The procedure of inserting a medicated suppository or wick prepared with herbal or mineral medicationsinto the vagina.	yoni vartī	योनिवर्ति
ITA-9.2.102	Application of medicated paste to vagina	Application of a medicated paste to the vaginal walls.	yoni lepana	योनिलेपन
ITA-9.2.103	Retention of medicated pastes in vagina	Application and retention of a medicated paste or poultice in the vaginal canal.	yoni kalkadhāraṇa	योनिकल्कधारण
ITA-9.2.104	Intrauterine instillation of medicated liquids	The procedure of controlled, slow instillation of medicated liquids into the uterine cavity.	uttarabasti	उत्तरबस्ति
ITA-9.2.105	Cleansing	Internal and external purifications.	śuddhiḥ	शुद्धिः
ITA-9.2.106	Optimal cleansing	Achievement of an adequate degree of dosha evacuation during cleansing therapy.	uttamaśuddhiḥ	उत्तमशुद्धिः
ITA-9.2.107	Moderate cleansing	Achievement of a moderate degree of dosha evacuation during cleansing therapy..	madhyamaśuddhiḥ	मध्यमशुद्धिः
ITA-9.2.108	Insufficient cleansing	Achievement of a lesser or mild degree of dosha evacuation during cleansing therapy.	avara/hīnaśuddhiḥ	अवर/हीनशुद्धिः
ITA-9.2.109	Posttherapy procedures	The variety of procedures which are advised after a major therapeutic procedure in order to return a person to normalcy.	paścāt-karma	पश्चात्-कर्म

Term ID	English term	Description	Sanskrit term in IAST*	Sanskrit term
ITA-9.2.110	Posttherapy dietary regimen for revival of digestion	The dietary regimen for restoration of agni after cleansing therapy .	saṁsarjana-kramaḥ	संसर्जनक्रमः
ITA-9.2.111	Period of restrictions following major therapies	The defined recovery period after major therapy during which certain regimens are to be followed.	parihārakālaḥ	परिहारकालः
9.3	**Psychotherapy and counselling**			
ITA-9.3.1	Counselling and self-empowerment	Psychotherapy and counselling treatment by means of which the mind is supported to restrain itself from wrong preoccupations; treatment by which the mind and mental health are supported through talking therapy.	satvāvajayacikitsā	सत्वावजयचिकित्सा
ITA-9.3.2	Restraining the mind from unwholesome desires	The key method of satvavajaya-cikitsā is to restrain the mind from unwholesome desires and unnecessary engagement with sensory objects.	ahitebhyoarthebhyoma-nonigraha	अहितेभ्योऽर्थेभ्योमनोनिग्रह
9.4	**Paediatrics**			
ITA-9.4.1	Paediatrics	One of the eight branches of Ayurveda deals with the health of the child and the mother; covers pre-, peri- and postnatal care and general pediatric conditions.	kumāratantram/ kaumārabhṛtyam/ bālatantram/ bālacikitsā	कुमारतन्त्रम्/कौमारभृत्यम्/ बालतन्त्रम्/ बालचिकित्सा
ITA-9.4.2	Nursery	A specially constructed abode for the child in accord to its seasonal needs, equipped with well-defined divisions between the water source, urinal, lavatory, bathroom and kitchen.	kumārāgāram	कुमारागारम्
ITA-9.4.3	Wet nurse, nursing mother	The baby's biological mother or wet nurse who is able to provide the child with breast milk.	dhātrī	धात्री
ITA-9.4.4	Child	The child between one and 16 years of age.	bālaḥ	बालः
ITA-9.4.5	Baby	An infant up to the age of one year.	śiśu	शिशुः
ITA-9.4.6	Child on breast milk alone	An infant depending only on breast milk for its nourishment.	kṣīrāda/ dugdhāśī	क्षीरादः/दुग्धाशी

Term ID	English term	Description	Sanskrit term in IAST*	Sanskrit term
ITA-9.4.7	Child on both breast milk and solid food	A child consuming both milk and solid food for its nourishment.	kṣīrānnādaḥ/ dugdhānnāśī	क्षीरान्नादः/दुग्धान्नाशी
ITA-9.4.8	Child consuming solid food	A child depending predominantly on solid food for its nourishment.	annādaḥ/ annāśī	अन्नादः/अन्नाशी
ITA-9.4.9	Newborn	The neonate soon after birth.	sadyojāta/ jātamātraḥ	सद्योजातः/जातमात्रः
ITA-9.4.10	Neonate	The infant up to 28 days after birth.	navajāta	नवजातः
ITA-9.4.11	Care of the newborn baby	Various procedures undertaken in neonatal care soon after birth.	sadyojātaśiśuparicaryā	सद्योजातशिशुपरिचर्या
ITA-9.4.12	Neonatal resuscitation	Stepwise measures to resuscitate the baby immediately after birth.	prāṇapratyāgamanam	प्राणप्रत्यागमनम्
ITA-9.4.13	Clearing of lips, buccal cavity and throat	Cleaning and unblocking of the oral cavity and throat in neonatal resuscitation and general care.	oṣṭhakaṇṭhajihvāpramār-janam	ओष्ठकण्ठजिह्वाप्रमार्जनम्
ITA-9.4.14	Striking stones close to the ear	A step in neonatal resuscitation in which a sound stimulus is produced by striking two stones together close to the baby's ear.	aśmanoḥsaṃghaṭṭanaṃk arṇayormūle	अश्मनोःसंघट्टनंकर्णयोर्मूले
ITA-9.4.15	Sprinkling water over the face	A step in neonatal resuscitation in which tactile stimulation is provided by sprinkling lukewarm or cold water (depending on the season) on the baby's face.	śītodaka/ uṣṇodaka-mukhapariṣekaḥ	शीतोदक/ उष्णोदकमुखपरिषेकः
ITA-9.4.16	Stomach wash	A procedure for inducing mild emesis in the newbornin order to expel collected amniotic fluid from the throat and stomach.	garbhodakavamana	गर्भोदकवमन
ITA-9.4.17	Application of tampon to the head	A procedure in which a tampon is soaked in oil or other substances and applied to the baby's head.	śiropicuh	शिरोपिचुः
ITA-9.4.18	Cleaning the mouth	A step in neonatal resuscitation and general care in which the oral cavity is thoroughly cleaned.	mukha-viśodhana	मुख-विशोधन
ITA-9.4.19	Cutting the umbilical cord	A standardized technique for cutting the umbilical cord and caring for the umbilical stump.	nābhikalpanavidhih	नाभिकल्पनविधिः

Term ID	English term	Description	Sanskrit term in IAST*	Sanskrit term
ITA-9.4.20	Care of newborn	The various procedures undertaken in the care of a newborn baby.	jātakarma	जातकर्म
ITA-9.4.21	Protective measures for the newborn	The different measures adopted to ensure the protection of the newborn from infections and injuries.	rakṣākarma	रक्षाकर्म
ITA-9.4.22	Detachmentof umbilical cord	The time at which the dried umbilical cord stump falls off after the fifth day following birth.	nābhināḷapatanam	नाभिनालपतनम्
ITA-9.4.23	Placing a water pot (near head)	A ceremony in the care of a newborn baby in which a pot filled with water is kept near the baby's head.	udakakumbhasthāpana	उदककुम्भस्थापन
ITA-9.4.24	Medical sociospiritual rituals, ceremonies	The rituals and ceremonies performed at various junctures in a lifetime which indicate major milestones or rites of passage.	saṁskāraḥ	संस्कारः
ITA-9.4.25	Postnatal ritual	A ritual performed soon after birth for the purpose of promoting intellect, longevity and strength in the baby.	jātakarmasaṁskāraḥ	जातकर्मसंस्कारः
ITA-9.4.26	Naming ceremony	A naming ceremony usually performed on or after the 10th day following birth.	nāmakaraṇasaṁskāraḥ	नामकरणसंस्कारः
ITA-9.4.27	Cradling ceremony	A ceremony in which the child is placed in a cradle for the first time; usually done on the 12th or 13th day following birth.	dolāśayanasaṁskāraḥ	दोलाशयनसंस्कारः
ITA-9.4.28	Exposure of a baby to the sun and moon	A ceremony in which the infant is exposed to the sun and moon for the first time within a month of birth.	sūryacandradarśana-saṁskāraḥ	सूर्यचन्द्रदर्शनसंस्कारः
ITA-9.4.29	Exposure of a baby to external environment	A ceremony performed in the fourth month in which the child is taken outdoors and exposed to the external environment for the first time.	niṣkrāmaṇasaṁskāraḥ	निष्क्रामणसंस्कारः
ITA-9.4.30	Sitting ceremony for child	A ceremony usually performed in the fifth or sixth month in which the baby sits for the first time	upaveśanasaṁskāraḥ	उपवेशनसंस्कारः
ITA-9.4.31	Fruit-feeding ceremony	A ceremony at which fruit-feeding is initiated in the sixth month before graduating to feeding on cooked food (annaprāśana).	phalaprāśanasaṁskāraḥ	फलप्राशनसंस्कारः
ITA-9.4.32	Ear-piercing ceremony	A ceremony performed during the period of infancy (6 to 8 months) in which the earlobes are pierced.	karṇavedhanasaṁskāraḥ	कर्णवेधनसंस्कारः

Term ID	English term	Description	Sanskrit term in IAST*	Sanskrit term
ITA-9.4.33	Weaning ceremony	A ceremony performed during the period of infancy (6 to 10 months) in which the first intake of semi-solid or solid food is initiated.	annaprāśanasaṁskāraḥ	अन्नप्राशनसंस्कारः
ITA-9.4.34	Tonsuring ceremony	A ceremony in which the scalp hairs are totally shaved off for the first time after the child is one year old and before reaching three years of age.	cūḍākaraṇasaṁskāraḥ	चूडाकरणसंस्कारः
ITA-9.4.35	Writing ceremony	A ceremony in which the child inscribes the various syllables signifying the initiation of writing skills at five years of age.	akṣaralekhanasaṁskāraḥ	अक्षरलेखनसंस्कारः
ITA-9.4.36	Marriage ceremony	A ceremony marking the beginning of married life.	vivāhasaMskāra	विवाहसंस्कारः
ITA-9.4.37	Dentition	One of the important milestones of childhood when the primary teeth erupt, thus indicating the time for weaning.	dantajanma	दन्तजन्म
ITA-9.4.38	Four types of dentition	Four different types of tooth eruption.	caturvidhadantajanma	चतुर्विधदन्तजन्म
ITA-9.4.39	A kind of abnormal dentition	An abnormal type of dentition which is prone to early loss.	sāmudgadantaḥ	सामुद्गदन्तः
ITA-9.4.40	A kind of abnormal dentition	An abnormal type of dentition which is prone to early decay.	saṃvṛtadantaḥ	संवृतदन्तः
ITA-9.4.41	A kind of abnormal dentition	An abnormal type of dentition presenting as an outward protrusion of teeth with malocclusion and incomplete closure of lips.	vivṛtadantaḥ	विवृतदन्तः
ITA-9.4.42	Proper dentition	Teeth showing all the characteristics of healthy dentition.	dantasampat	दन्तसम्पत्
ITA-9.4.43	Paediatric drug dosage	A term indicating the special drug dosage patterns for the paediatric age-group.	bālabheṣajamātrā	बालभेषजमात्रा
ITA-9.4.44	Licking of electuaries	A method for administering electuaries in children, both as a therapeutic and food supplement.	lehanam	लेहनम्

Term ID	English term	Description	Sanskrit term in IAST*	Sanskrit term
ITA-9.4.45	Therapeutic administration of gold	The administration of gold in specific form (with or without other medicines) together with honey and ghee to the child after birth to enhance intellect and immunity.	suvarṇaprāśanam	सुवर्णप्राशनम्
ITA-9.4.46	Crying	The preverbal child's act of expression for nearly everything – hunger, discomfort, pain and boredom – as well as an expression of pain or sadness in older (verbal) children.	rodanam/ krośanam	रोदनम्/क्रोशनम्
ITA-9.4.47	Weaning	A method for the gradual withdrawal of breast feeding.	stanyāpanayanam	स्तन्यापनयनम्
9.5	**Treatment of the diseases of the head and neck region**			
ITA-9.5.1	Branch of Āyurveda dealing with diseases of the head and neck region	One of the eight branches of Āyurveda which deals with the diseases affecting the supraclavicular regions of the body, i.e. eye, ear, nose, throat and oral cavity, as well as their management; it includes dentistry, ophthalmology, orthodontics, otolaryngology and the treatment of various types of scalp- and head-related conditions such as headaches including migraine.	śālākyatantram/ urdhvāṅgacikitsā/ jatrūrdhvacikitsā/ uttamāṅgacikitsā	शालाक्यतन्त्रम्/ उर्ध्वाङ्गचिकित्सा/ जत्रूर्ध्वचिकित्सा/ उत्तमाङ्गचिकित्सा
ITA-9.5.2	Specialist in diseases of the head and neck region	A person who has expertise and practice in diagnosing and treating diseases of the head and neck or śalākāyantraṁ.	śālākin/ śalākī	शालाकिन्/शलाकी
ITA-9.5.3	Ophthalmic probe	A probe used for various procedures in diseases of the head and neck region .	śalākā	शलाका
ITA-9.5.4	Probe with a barley seed-shaped tip	An instrument with a barley seed-shaped tip.	yavavakraśalākā	यववक्रशलाका
ITA-9.5.5	Ideal probe	The ideal type of probe for management of diseases of the head and neck region.	aninditaśalākā	अनिन्दितशलाका
ITA-9.5.6	Unsuitable probe	An unsuitable probe for management of diseases of the head and neck region.	ninditaśalākā	निन्दितशलाका
ITA-9.5.7	Management of eye diseases	Management of diseases related to the eye.	netrarogacikitsā	नेत्ररोगचिकित्सा

Term ID	English term	Description	Sanskrit term in IAST*	Sanskrit term
ITA-9.5.8	Eye disorders for excision	Eye diseases in which the surgical procedure of excision is indicated.	chedyarogaḥ	छेद्यरोगः
ITA-9.5.9	Eye disorders for curetting	Eye diseases in which the surgical procedure of curetting or scraping is indicated.	lekhyarogaḥ	लेख्यरोगः
ITA-9.5.10	Eye disorders for incision	Eye diseases in which the surgical procedure of incision is indicated.	bhedyarogaḥ	भेद्यरोगः
ITA-9.5.11	Eye disorders for bloodletting		vedhyarogaḥ	वेध्यरोगः
ITA-9.5.12	Eye disorders in which surgery is contraindicated	Eye diseases which can be managed without a surgical procedure.	aśastrakṛt-rogaḥ	अशस्त्रकृत्-रोगः
ITA-9.5.13	Topical ocular procedures	Therapeutic procedures in which topical procedures are applied to the eye.	kriyākalpaḥ	क्रियाकल्पः
ITA-9.5.14	Therapeutic retention of melted medicated ghee over the eyes	Type of therapeutic procedure which involves retention of the supernatent portion of melted ghee or medicated ghee over the open eyes at a given temperature and for a specific duration, after forming a concentric boundary around the orbit with black gram dough or other preparation.	netratarpaṇam	नेत्रतर्पणम्
ITA-9.5.15	Retention of herbal extract from indirectly heated bolus over the eyes	Type of therapeutic procedure undertaken to restore the strength of the eyes by pouring an excract (expressed from a warm bolus of herbs) into a temporary cavity built around the orbit at a given temperature and for a specific duration, after forming a concentric boundary around the orbit with black gram dough or other preparation.	puṭapākaḥ	पुटपाकः
ITA-9.5.16	Retention of specially prepared heat extract bolus with unctuous effect	A therapeutic procedure in which an herbal extract (expressed from a warm bolus of herbs) is retained over the eyes for a stipulated period for unctuous effect.	snehanapuṭapākaḥ	स्नेहनपुटपाकः

Term ID	English term	Description	Sanskrit term in IAST*	Sanskrit term
ITA-9.5.17	Retention of heat extract bolus with healing effects	A therapeutic procedure in which an herbal extract expressed from indirectly heated bolus is retained over the eyes for a stipulated period for healing effect.	ropaṇapuṭapākaḥ	रोपणपुटपाकः
ITA-9.5.18	Retention of heat extract bolus with curetting effect	A therapeutic procedure in which an herbal extract expressed from indirectly heated bolus is retained over the eyes for a stipulated period for curetting effect.	lekhanapuṭapākaḥ	लेखनपुटपाकः
ITA-9.5.19	Continuous streaming of liquid medicines over the eyes	A procedure involving gentle pouring of a thin stream of medicated solution over the closed eyelids for a stipulated period.	sekaḥ	सेकः
ITA-9.5.20	Continuous streaming of liquid medicines over the eyes for unctuous effect	A procedure involving gentle pouring of a thin stream of medicated solution over the closed eyelids for a stipulated period for unctuous effect.	snehanasekaḥ	स्नेहनसेकः
ITA-9.5.21	Continuous streaming of liquid medicines over the eyes for healing effects	A procedure involving gentle pouring of a thin stream of medicated solution over the closed eyelids for a stipulated period for healing effect.	ropaṇasekaḥ	रोपणसेकः
ITA-9.5.22	Continuous streaming of liquid medicines over the eyes for curetting effect	A procedure involving gentle pouring of a thin stream of medicated solution over the closed eyelids for a stipulated period for curetting effect.	lekhanasekaḥ	लेखनसेकः
ITA-9.5.23	Instillation of eye drops	The instillation of liquid medications in the eye (conjunctival sac).	āścyotanam	आश्च्योतनम्
ITA-9.5.24	Instillation of eye drops for unctuous effect	The instillation of liquid medications in the eye for unctuous effect.	snehana-āścyotanam	स्नेहन-आश्च्योतनम्
ITA-9.5.25	Instillation of eye drops for healing effect	The instillation of liquid medications in the eye for healing effect.	ropaṇa-āścyotanam	रोपण-आश्च्योतनम्

Term ID	English term	Description	Sanskrit term in IAST*	Sanskrit term
ITA-9.5.26	Instillation of eye drops for curetting effect	The instillation of liquid medications in the eye for curetting effect.	lekhana-āścyotanam	लेखन-आश्च्योतनम्
ITA-9.5.27	Collyrium	The administration of medications (collyrium) into the lower conjunctival fornices, moving from the inner to outer canthus and vice versa, using an applicator.	añjanam	अञ्जनम्
ITA-9.5.28	Collyrium with curetting effect	A type of collyrium or añjanam with curetting effect.	lekhanāñjanam	लेखनाञ्जनम्
ITA-9.5.29	Collyrium with healing effect	A type of collyrium with healing effect.	ropaṇāñjanam	रोपणाञ्जनम्
ITA-9.5.30	Collyrium with soothing effect	A type of collyrium with soothing effect.	prasādanāñjanam	प्रसादनाञ्जनम्
ITA-9.5.31	Collyrium in form of pill	A type of collyrium made in the form of a pill but applied like a collyrium.	guṭikāñjanam	गुटिकाञ्जनम्
ITA-9.5.32	Collyrium in form of semi-solid decoction	A type of collyrium in the form of a semi-solidified decoction.	rasāñjanam	रसाञ्जनम्
ITA-9.5.33	Collyrium in form of powder	A type of collyrium in the form of a powder.	cūrṇāñjanam	चूर्णाञ्जनम्
ITA-9.5.34	Therapeutic wick	A therapeutic method for the eye using a wick made of medicinal paste.	vartiḥ	वर्तिः
ITA-9.5.35	Concentrated decocted paste used as eye-shadow	A therapeutic procedure in which the desired medication is made into decoction which is then filtered and concentrated to make a thick paste for use as an eyeshadow .	rasakriyā kṣudrāñjanam	रसक्रिया क्षुद्राञ्जनम्
ITA-9.5.36	Collyrium to reduce complications of high potency collyrium	A type of prasādañjana applied to reduce complications such as ocular irritation and the burning sensation which may develop following application of tikṣṇāñjana (high potency collyrium).	pratyañjanam	प्रत्यञ्जनम्

Term ID	English term	Description	Sanskrit term in IAST*	Sanskrit term
ITA-9.5.37	Stibnite used as collyrium	A type of collyrium containing antimony sulfide.	srotoñjana	स्रोतोऽञ्जन
ITA-9.5.38	Eye poultice	A therapeutic procedure in which mild sudation is achieved over the eye and orbital region by filling paste or medicines into small cloth packets and applying them over the closed eyelids.	piṇḍī	पिण्डी
ITA-9.5.39	Lid ointment	A therapeutic procedure in which a medicated paste is applied over the closed eyelids.	biḍālaka:	बिडालक:
ITA-9.5.40	Management of diseases of the ear	Treatment of diseases related to the ear.	karṇarogacikitsā	कर्णरोगचिकित्सा
ITA-9.5.41	Massage for elongation of ear lobule	A post-lobuloplasty procedure for strengthening and elongating the earlobe.	karṇapālī-abhivardhana-abhyaṅgaḥ	कर्णपाली-अभिवर्धन-अभ्यङ्ग:
ITA-9.5.42	Fifteen shapes or methods of lobuloplasty	Various methods for surgical correction of the earlobe.	pañcadaśa-karṇabandhākṛti	पञ्चदशकर्णबन्धाकृति
ITA-9.5.43	Lobuloplasty type 1	A type of lobuloplasty indicated when both flaps of the divided earlobe are thick, wide and equal.	nemisandhānakaḥ	नेमिसन्धानक:
ITA-9.5.44	Lobuloplasty type 2	A type of lobuloplasty indicated when both flaps of the divided earlobe are circular, wide and equal.	utpalabhedakaḥ	उत्पलभेदक:
ITA-9.5.45	Lobuloplasty type 3	A type of lobuloplasty indicated when both flaps of the divided earlobe are circular, short and equal.	vallūrakaḥ	वल्लूरक:
ITA-9.5.46	Lobuloplasty type 4	A type of lobuloplasty indicated when the inner flap of the divided earlobe is long, and the outer flap is almost negligible.	āsaṅgima	आसङ्गिम:
ITA-9.5.47	Lobuloplasty type 5	A type of lobuloplasty indicated when the outer flap of the divided earlobe is long, and the inner flap is almost negligible.	gaṇḍakarṇaḥ	गण्डकर्ण:
ITA-9.5.48	Lobuloplasty type 6	A type of lobuloplasty indicated when both flaps of the divided earlobe are absent and the whole lobule is reconstructed.	āhārya	आहार्य:

Term ID	English term	Description	Sanskrit term in IAST*	Sanskrit term
ITA-9.5.49	Lobuloplasty type 7	A type of lobuloplasty indicated when both flaps of the divided earlobe are absent upto the root and it is repaired with the tragus as the base.	nirvedhima	निर्वेधिम:
ITA-9.5.50	Lobuloplasty type 8	A type of lobuloplasty indicated when one flap of the divided earlobe is thick and the other one thin or when one is regular and the other irregular.	vyāyojimaḥ	व्यायोजिम:
ITA-9.5.51	Lobuloplasty type 9	A type of lobuloplasty indicated when the inner division of the earlobe is long and the outer one short.	kapāṭasandhika	कपाटसन्धिक:
ITA-9.5.52	Lobuloplasty type 10	A type of lobuloplasty indicated when the outer division of the earlobe is long and the inner one short.	ardhakapāṭasandhika	अर्धकपाटसन्धिक:
ITA-9.5.53	Lobuloplasty type 11	A type of lobuloplasty indicated when the pinna is atrophied, and one flap of the divided ear lobule is absent and the other one very small.	saṅkṣipta	सङ्क्षिप्त:
ITA-9.5.54	Lobuloplasty type 12	A type of lobuloplasty indicated when both flaps of the split earlobe are lacking a base and little musculature is present in or around the cheek.	hīnakarṇaḥ	हीनकर्ण:
ITA-9.5.55	Lobuloplasty type 13	A type of lobuloplasty indicated when the flaps of the earlobe are thin, unequal and short.	vallīkarṇaḥ	वल्लीकर्ण:
ITA-9.5.56	Lobuloplasty type 14	A type of lobuloplasty indicated when both flaps of the split lobule have keloid tissue, are vascular and very small.	yaṣṭikarṇaḥ	यष्टिकर्ण:
ITA-9.5.57	Lobuloplasty type 15	A type of lobuloplasty indicated when the flaps of the split ear are lacking musculature, have split ends and insignificant blood supply.	kākauṣṭhaka	काकौष्ठक:
ITA-9.5.58	Retention of medications in ear canal	The procedure of instilling lukewarm oils or herbal juices into the ear and retaining them for a specific time.	karṇapūraṇam	कर्णपूरणम्
ITA-9.5.59	Sudation therapy of ear	The procedure of achieve sudation therapy of the ear by nāḍīsveda (applying a jet of steam through a tube) and piṇḍāsveda (applying a poultice).	Karṇasvedanam	कर्णस्वेदनम्

Term ID	English term	Description	Sanskrit term in IAST*	Sanskrit term
ITA-9.5.60	Medicated fumigation of ear	The procedure of fumigation therapy in ear diseases.	karṇadhūpanam	कर्णधूपनम्
ITA-9.5.61	Ear canal wash	The procedure of cleaning the ear canal using a medicated liquid.	karṇaprakṣālanam	कर्णप्रक्षालनम्
ITA-9.5.62	Ear canal cleaning	The procedure of cleaning the ear canal.	karṇapramārjanam	कर्णप्रमार्जनम्
ITA-9.5.63	Management of diseases of nose	Treatment of diseases related to the nose and paranasal regions.	nāsārogacikitsā	नासारोगचिकित्सा
ITA-9.5.64	Rhinoplasty	The surgical procedure of reconstructing an injured or cut nose.	nāsāsandhānavidhiḥ	नासासन्धानविधिः
ITA-9.5.65	Management of diseases of head	The treatment of diseases related to the head.	śirorogacikitsā	शिरोरोगचिकित्सा
ITA-9.5.66	Management of diseases of oral cavity proper	The treatment of diseases related to the mouth or oral cavity.	mukharogacikitsā	मुखरोगचिकित्सा
ITA-9.5.67	Cleft lip repair	The surgical correction of cleft lip.	oṣṭhasandhānavidhiḥ	ओष्ठसन्धानविधिः
ITA-9.5.68	Medicated smoking	The inhalation of medicated smoke through the nose, exhaling through the mouth.	dhūmapānam	धूमपानम्
ITA-9.5.69	Palliative medicated smoking	The procedure of medicated smoking aimed at pacifying morbid dosha.	śamanadhūmapānam	शमनधूमपानम्
ITA-9.5.70	Moderate medicated smoking	The procedure of medicated smoking with drugs of moderate strength.	madhyamadhūmapānam	मध्यमधूमपानम्
ITA-9.5.71	Prophylactic medicated smoking	The procedure of medicated smoking that can routinely be practised by healthy persons.	prāyogikadhūmapānam	प्रायोगिकधूमपानम्
ITA-9.5.72	Nourishing medicated smoking	The procedure of medicated smoking with nourishing effect.	bṛṃhaṇadhūmapānam	बृंहणधूमपानम्

Term ID	English term	Description	Sanskrit term in IAST*	Sanskrit term
ITA-9.5.73	Unctuous medicated smoking	The procedure of medicated smoking with unctuous effect.	snaihikadhūmapānam	स्नैहिकधूमपानम्
ITA-9.5.74	Mild medicated smoking	The procedure of medicated smoking with drugs of mild strength.	mṛdudhūmapānam	मृदुधूमपानम्
ITA-9.5.75	Medicated smoking with expulsive effect	The procedure of medicated smoking to remove morbid dosha through the nasal cavity.	virecanadhūmapānam/ vairecanikadhūmapānam	विरेचनधूमपानम्/ वैरेचनिकधूमपानम्
ITA-9.5.76	Medicated smoking with cleansing effect	The procedure of medicated smoking to remove morbid dosha through the nasal and/or oral cavity.	śodhanadhūmapānam	शोधनधूमपानम्
ITA-9.5.77	High-potency medicated smoking	The procedure of medicated smoking with high-strength drugs.	tīkṣṇadhūmapānam	तीक्ष्णधूमपानम्
ITA-9.5.78	Medicated smoking with antitussive activity	The procedure of medicated smoking to relieve cough.	kāsaghnadhūmapānam	कासघ्नधूमपानम्
ITA-9.5.79	Medicated smoking with emetic effect	The procedure of medicated smoking to remove morbid dosha through the oral cavity.	vāmakadhūmapānam	वामकधूमपानम्
ITA-9.5.80	Fumigation of ulcers and wounds	The therapeutic procedure of fumigating wounds or ulcers.	vraṇadhūpanam	व्रणधूपनम्
ITA-9.5.81	Retention of medications in oral cavity	Full mouth retention of liquid medications for a specific time.	gaṇḍūṣaḥ	गण्डूषः
ITA-9.5.82	Retention of unctuous medications in oral cavity	Full mouth retention of liquid medications with unctuous properties for a specific time.	snigdhagaṇḍūṣaḥ	स्निग्धगण्डूषः
ITA-9.5.83	Retention of palliative medications in the oral cavity	Full mouth retention of liquid medications with the property of pacifying morbid dosha for a specific time.	śamanagaṇḍūṣaḥ	शमनगण्डूषः

Term ID	English term	Description	Sanskrit term in IAST*	Sanskrit term
ITA-9.5.84	Retention of medications with cleansing property in the oral cavity	Full mouth retention of liquid medications with the property of removing morbid dosha for a specific time.	śodhanagaṇḍūṣaḥ	शोधनगण्डूषः
ITA-9.5.85	Retention of medications with healing property in the oral cavity	Full mouth retention of liquid medications with ulcer-healing properties for a specific time.	ropaṇagaṇḍūṣaḥ	रोपणगण्डूषः
ITA-9.5.86	Mouth gargle	A therapeutic procedure in which medicated decoctions, oils or other suitable liquids are retained under constant movement in the oral cavity for a specific time.	kavalaḥ	कवलः
ITA-9.5.87	Mouth gargle with unctuous medications	A type of gargle with unctuous properties.	snaihikakavalaḥ	स्नैहिककवलः
ITA-9.5.88	Palliative mouth gargle	A type of gargle with the property of pacifying morbid dosha.	śamanakavalaḥ/ prasādanakavalaḥ	शमनकवलः/प्रसादनकवलः
ITA-9.5.89	Mouth gargle with cleansing property	A type of gargle with the property of removing morbid dosha.	śodhanakavalaḥ	शोधनकवलः
ITA-9.5.90	Mouth gargle with healing property	A type of gargle with healing properties.	ropaṇakavalaḥ	रोपणकवलः
ITA-9.5.91	Gentle application of medications over oral and periodontal regions	The procedure of applying a medicated paste or powder to the oral cavity.	pratisāraṇam	प्रतिसारणम्
9.6	**Surgery**			
ITA-9.6.1	Surgery	One of the eight clinical branches of Āyurveda which deals with surgery.	śalyatantram	शल्यतन्त्रम्
ITA-9.6.2	Qualities of ideal surgeon	The qualities or attributes required by the ideal surgeon.	śastrakarmayogya-vaidyalakṣaṇa	शस्त्रकर्मयोग्यवैद्यलक्षणः

Term ID	English term	Description	Sanskrit term in IAST*	Sanskrit term
ITA-9.6.3	Checklist for preoperative preparation	The list of objects to be kept ready or at hand before any operative procedure.	agropaharaṇīyaḥ	अग्रोपहरणीयः
ITA-9.6.4	Simulated training in surgical procedures	Development of technical skills in surgery by performing the technique on various objects. It is a part of surgical training.	yogyā	योग्या
ITA-9.6.5	Formal entry into medical profession	Formal entry into the medical profession after completion of education and training.	viśikhānupraveśaḥ	विशिखानुप्रवेशः
ITA-9.6.6	Blunt surgical instruments, devices	The variety of blunt instruments and tools used in surgery.	yantram	यन्त्रम्
ITA-9.6.7	Six types of blunt instruments	The sixfold classification of blunt surgical instruments.	ṣaṭ-yantraprakāraḥ	षट्-यन्त्रप्रकारः
ITA-9.6.8	Cruciform instruments	Cruciform instruments used in surgical and parasurgical procedures such as removal of an impacted foreign body in bone.	svastikayantram	स्वस्तिकयन्त्रम्
ITA-9.6.9	Forceps	Forceps with or without catchlocks used in surgical and parasurgical procedures such as extraction of foreign bodies from the skin, muscles, veins and nerves.	sandaṃśayantram	सन्दंशयन्त्रम्
ITA-9.6.10	Spatula, spoon-shaped instruments	Scoop-like instruments used in surgical and parasurgical procedures such as removal of foreign bodies from the ears, nostrils, and other passages.	tālayantram	तालयन्त्रम्
ITA-9.6.11	Tubular, scopic instruments	Tubular or scopic instrument with an opening at one end or both ends used for diagnostic and therapeutic procedures.	nāḍīyantram	नाडीयन्त्रम्
ITA-9.6.12	Blunt, probe-like instruments	Instruments used in surgical and parasurgical procedures such as probing, mobilization, extraction and the application of medications.	śalākāyantram	शलाकायन्त्रम्
ITA-9.6.13	Accessory surgical instruments	Instruments and objects used as accessories or adjuncts for prescribed surgical instruments.	upayantram	उपयन्त्रम्

Term ID	English term	Description	Sanskrit term in IAST*	Sanskrit term
ITA-9.6.14	Twenty-four functions of surgical instruments	A list of the various actions that can be performed using different blunt instruments.	caturviṃśatiyantrakarma	चतुर्विंशतियन्त्रकर्म
ITA-9.6.15	Manual loosening of impacted foreign body	The manual processes for loosening and/or removing an impacted foreign body.	nirghātanakarma	निर्घातनकर्म
ITA-9.6.16	Filling of cavity with medications	A therapeutic measure which entails filling a cavity with medications.	pūraṇakarma	पूरणकर्म
ITA-9.6.17	Bandaging	A method to immobilize injured body parts and cover wounded regions.	bandhanakarma	बन्धनकर्म
ITA-9.6.18	Dislodging of foreign body	The removal of a foreign body by retracting or elevating with a probe prior to removal.	vyūhanakarma	व्यूहनकर्म
ITA-9.6.19	Approximation of wound edges	A therapeutic measure in which wound edges are approximated to promote healing.	vartanakarma	वर्तनकर्म
ITA-9.6.20	Mobilization	A technique involving the mobilization of impacted foreign bodies or endogenous structures such as bones, teeth and fractured fragments.	cālanakarma	चालनकर्म
ITA-9.6.21	Twisting movement	A special type of twisting movement required to disimpact or extract a foreign body.	vivartanakarma	विवर्तनकर्म
ITA-9.6.22	Dilatation	A procedure to widen a tract or orifice for diagnostic and/or therapeutic purposes.	vivaraṇakarma	विवरणकर्म
ITA-9.6.23	Squeezing	A procedure to remove an impacted foreign body through the application of a squeezing or milking motion.	pīḍanakarma	पीडनकर्म
ITA-9.6.24	Passage clearing	A technique to clear a passage as for an impacted foreign body.	mārgaviśodhanam	मार्गविशोधनम्

Term ID	English term	Description	Sanskrit term in IAST*	Sanskrit term
ITA-9.6.25	Holding and extraction	A procedure by which an impacted foreign body is held manually or by other extractive means such as vacuum or magnetic extraction.	vikarṣaṇakarma	विकर्षणकर्म
ITA-9.6.26	Extraction	An extractive procedure, e.g. for a foreign body.	āharaṇakarma	आहरणकर्म
ITA-9.6.27	Traction	A procedure in which traction is applied, e.g. approximation of fractured bones and dislocated joints.	āñchanakarma	आञ्छनकर्म
ITA-9.6.28	Elevation	A therapeutic measure in which recessed parts are lifted upwards.	unnmanakarma	उन्नमनकर्म
ITA-9.6.29	Depression	A therapeutic measure in which elevated parts are pressed downwards.	vinamanakarma	विनमनकर्म
ITA-9.6.30	Crushing	A surgical procedure in which foreign bodies lodged inbody tissues are morcellated, e.g. crushing of urinary calculus.	bhañjanakarma	भञ्जनकर्म
ITA-9.6.31	Extraction by twisting or stirring	An extraction procedure to remove an impacted foreign body.	unmathanakarma	उन्मथनकर्म
ITA-9.6.32	Suction	A procedure in which body fluids or foreign bodies are removed using a suction force.	ācūṣaṇakarma	आचूषणकर्म
ITA-9.6.33	Probing	A procedure to determine the direction, extent and branchings of a sinus or fistula.	eṣaṇakarma	एषणकर्म
ITA-9.6.34	Straightening	A therapeutic procedure aimed at rectifying a deviated fracture.	ṛjūkaraṇakarma	ऋजूकरणकर्म
ITA-9.6.35	Splitting, tearing or lancing	A procedure for removing pus from an abscess.	dāraṇakarma	दारणकर्म
ITA-9.6.36	Irrigation, streaming	A therapeutic procedure in which the wound is cleaned by being irrigated with medicated liquids.	prakṣālanakarma	प्रक्षालनकर्म
ITA-9.6.37	Insufflation	A therapeutic procedure involving blowing or breathing air at a specific site.	pradhamanakarma	प्रधमनकर्म

Term ID	English term	Description	Sanskrit term in IAST*	Sanskrit term
ITA-9.6.38	Wiping	A therapeutic procedure in which a wound is wiped with a finger or soft cloth.	pramārjanakarma	प्रमार्जनकर्म
ITA-9.6.39	Ideal blunt instruments	Instruments which have the ideal qualities making them suitable for their respective purposes.	samāhitayantraḥ	समाहितयन्त्रः
ITA-9.6.40	Defects of blunt surgical instruments	The 12 types of defects inherent in blunt instruments which makes them unsuitable for their respective purposes.	yantradoṣaḥ	यन्त्रदोषः
ITA-9.6.41	Sharp surgical instruments	Instruments with sharp or cutting edges used for surgical purposes.	śastram	शस्त्रम्
ITA-9.6.42	Twenty sharp surgical instruments	The 20 sharp instruments used in surgical procedures.	viṃśatiśastrāṇi	विंशतिशस्त्राणि
ITA-9.6.43	Circular knife	A type of sharp instrument with a circular edge which is used for curetting or excising tissue.	maṇḍalāgraśastram	मण्डलाग्रशस्त्रम्
ITA-9.6.44	Bone saw	A type of saw-like instrument used to cut bone.	karapatraśastram	करपत्रशस्त्रम्
ITA-9.6.45	Scalpel	A surgical instrument with a blade used for incision or excision.	vṛddhipatraśastram	वृद्धिपत्रशस्त्रम्
ITA-9.6.46	Nail parer	A sharp instrument used to pare nails.	nakhaśastram	नखशस्त्रम्
ITA-9.6.47	Finger knife	A type of sharp instrument mounted on the finger for use in oral surgery.	mudrikāśastram	मुद्रिकाशस्त्रम्
ITA-9.6.48	Lotus petal-shaped scalpel	A surgical instrument with a blade resembling a lotus petal.	utpalaśastram	उत्पलशस्त्रम्
ITA-9.6.49	Half-edged knife	A sharp knife with a half-edged blade used for incision or excision.	ardhadhāraśastram	अर्धधारशस्त्रम्
ITA-9.6.50	Surgical needle	A surgical needle used for suturing or venepuncture.	sūcīśastram	सूचीशस्त्रम्
ITA-9.6.51	Long-pointed sharp knife	A long-pointed sharp knife (Paget's knife) generally used for drainage.	kuśapatraśastram	कुशपत्रशस्त्रम्

Term ID	English term	Description	Sanskrit term in IAST*	Sanskrit term
ITA-9.6.52	Angular sharp instrument (curved scissors)	An angular sharp instrument, named after the “ati” bird (Bank myna, Turdus ginginianus), which is used for bloodletting and drainage.	āṭīmukhaśastram	आटीमुखशस्त्रम्
ITA-9.6.53	Scissors	A double-bladed sharp instrument for cutting in surgery.	śarārimukhaśastram	शरारिमुखशस्त्रम्
ITA-9.6.54	Curved knife with sharp inner edge (bistory knife)	A type of curved surgical knife with an inner sharp edge used for excision, extraction or drainage.	antarmukhaśastram	अन्तर्मुखशस्त्रम्
ITA-9.6.55	Sharp three-pin (brush-like) instrument	A type of surgical instrument with triple-pointed tips used for bloodletting or surgical drainage.	trikūrcakaśastram	त्रिकूर्चकशस्त्रम्
ITA-9.6.56	Surgical blade resembling an axe or chisel	A sharp instrument used for bloodletting or excision.	kuṭhārikāśastram	कुठारिकाशस्त्रम्
ITA-9.6.57	Trocar	A pointed sharp instrument used for puncturing or surgical drainage.	vrīhimukhaśastram	व्रीहिमुखशस्त्रम्
ITA-9.6.58	Sharp-pointed instrument (awl)	A sharp-tipped instrument with a notch at the tip used for piercing.	ārāśastram	आराशस्त्रम्
ITA-9.6.59	Curved scalpel	A type of surgical scalpel which is slightly curved and sharp on its inner edge, used for puncturing or curetting.	vetasapatraśastram	वेतसपत्रशस्त्रम्
ITA-9.6.60	Hook	A type of hook used for extraction.	baḍiśaśastram	बडिशशस्त्रम्
ITA-9.6.61	Tooth scaler	A sharp instrument used for dental scaling.	dantaśaṅkuśastram	दन्तशङ्कुशस्त्रम्
ITA-9.6.62	Sharp probe	A pointed sharp instrument used for probing or draining.	eṣaṇīśastram	एषणीशस्त्रम्
ITA-9.6.63	Eight types of surgical procedure	Eight types of principal surgical procedures.	aṣṭavidhaśastrakarma	अष्टविधशस्त्रकर्म
ITA-9.6.64	Excision	The procedure of excising or amputating a body part or organ.	chedanakarma	छेदनकर्म

Term ID	English term	Description	Sanskrit term in IAST*	Sanskrit term
ITA-9.6.65	Incision and drainage	The procedure of incising a fluid-filled cavity for drainage.	bhedanakarma	भेदनकर्म
ITA-9.6.66	Scraping	The procedure of removing hard, raised excess tissue by scraping or curettage.	lekhanakarma	लेखनकर्म
ITA-9.6.67	Drainage, bloodletting	The procedure of draining any accumulated fluid or bloodletting by various methods.	visrāvaṇakarma	विस्रावणकर्म
ITA-9.6.68	Puncture	The procedure of puncturing a body part.	vyadhana karma	व्यधनकर्म
ITA-9.6.69	Extraction	The procedure of extracting a foreign body.	āharaṇam	आहरणम्
ITA-9.6.70	Probing	The procedure of exploring a tract for diagnostic and therapeutic purposes.	eṣaṇakarma	एषणकर्म
ITA-9.6.71	Suturing	The procedure of approximating the edges of a wound by suturing.	sīvanam	सीवनम्
ITA-9.6.72	Types of sutures	Various types of sutures such as vellitaka, gophanika, tunnasevani and rujugranthih.	sīvanabhedaḥ	सीवनभेदः
ITA-9.6.73	Curved suture	A continous suture, the opposite of interrupted or separate sutures.	vellitakam	वेल्लितकम्
ITA-9.6.74	Blanket, reinforcing suture	A suture which resembles the stitching on the edge of a blanket.	gophaṇikā	गोफणिका
ITA-9.6.75	Darning suture	A subcuticular suture.	tunnasevanī	तुन्नसेवनी
ITA-9.6.76	Interrupted suture	A simple individual suture, opposite of a continuous suture.	ṛjugranthiḥ	ऋजुग्रन्थिः
ITA-9.6.77	Types of incision	Various types of incision based on shape, such as oblique, semicircular and circular.	chedanabhedaḥ	छेदनभेदः
ITA-9.6.78	Oblique incision	A type of obliquely placed incision.	tiryak-chedaḥ	तिर्यक्-छेदः
ITA-9.6.79	Semicircular incision	A type of semicircular incision indicated for surgical procedures.	ardhacandramaṇḍalavat-chedaḥ	अर्धचन्द्रमण्डलवत्-छेदः

Term ID	English term	Description	Sanskrit term in IAST*	Sanskrit term
ITA-9.6.80	Circular incision	An incision made in the shape of a circle.	candramaṇḍalavat-chedaḥ	चन्द्रमण्डलवत्-छेदः
ITA-9.6.81	Qualities of ideal sharp surgical instruments	The qualities of ideal sharp surgical instruments which make them suitable for surgical procedures are: having a good handle, made of quality metal, fine blade, excellent appearance and face well positioned.	śastrasampat	शस्त्रसम्पत्
ITA-9.6.82	Defects of sharp instruments	The eight types of defects affecting sharp instruments which make them unsuitable for the respective surgical procedures: crooked, blunt, fissured, rough, very thick, very thin or small, too long and too small.	śastradoṣaḥ	शस्त्रदोषः
ITA-9.6.83	Tempering of sharp surgical instruments	There are three types of tempering for sharp instruments: with caustic liquids, water and oil	śastrapāyanā	शस्त्रपायना
ITA-9.6.84	Tempering of sharp surgical instruments with alkalis	The tempering of surgical instruments in caustic liquids.	kṣārapāyanā	क्षारपायना
ITA-9.6.85	Tempering of sharp surgical instruments with water	The tempering of surgical instruments in water.	udakapāyanā	उदकपायना
ITA-9.6.86	Tempering of sharp surgical instruments with oil	The tempering of surgical instruments in medicated oil.	tailapāyanā	तैलपायना
ITA-9.6.87	Degree of sharpness of instruments	The degree of the sharpness of instruments for various surgical procedures is as follows: instrument with a cutting edge similar to that of a single split lentil for incising or cutting, half a single split lentil for scarification or curetting, a strand of hair for puncturing and draining, and half a strand of hair for excision.	śastradhārā	शस्त्रधारा

Term ID	English term	Description	Sanskrit term in IAST*	Sanskrit term
ITA-9.6.88	Materials and tools for parasurgical procedures	The adjunctive or complementary devices or objects used to perform parasurgical or auxiliary procedures.	anuśastram	अनुशस्त्रम्
ITA-9.6.89	Caustic therapy	A therapeutic measure in which caustic material is applied to tissue.	kṣārakarma	क्षारकर्म
ITA-9.6.90	External application of caustic substance	One of the two modes of applying alkali.	pratisāraṇīyakṣāraḥ	प्रतिसारणीयक्षारः
ITA-9.6.91	Internal administration of caustic substance	One of the two modes of applying alkali.	pānīyakṣāraḥ	पानीयक्षारः
ITA-9.6.92	Caustic thread	A medicated seton prepared with caustic medicines.	kṣārasūtraḥ	क्षारसूत्रः
ITA-9.6.93	Thermal cauterization	A type of parasurgical procedure in which thermal cauterization of tissue or a body part is carried out by a method resembling moxibustion.	agnikarma	अग्निकर्म
ITA-9.6.94	Cauterization (therapeutic burn)	A process of cauterization for therapeutic purposes.	dahanam	दहनम्
ITA-9.6.95	Materials used for cauterization	The various instruments or materials used for cauterization such as long pepper, cow's teeth, grass stub, metal rod or probe.	dahanopakaraṇam	दहनोपकरणम्
ITA-9.6.96	Proper cauterization	A superficial burn lesion bearing the colour of the ripe fruit of Borassus flabellifer (tala-phala).	samyak-dagdhaḥ	सम्यक्-दग्धः
ITA-9.6.97	Bloodletting	The therapeutic measure of bloodletting (in which a specific amount of blood is removed from the body).	raktamokṣaṇam/ asravisrutiḥ	रक्तमोक्षणम्/अस्रविस्रुतिः
ITA-9.6.98	Bloodletting with a surgical instrument	Procedures for bloodletting by making small cuts or venesection .	śastravisrāvaṇam	शस्त्रविस्रावणम्
ITA-9.6.99	Bloodletting by scarification or multiple incisions	Bloodletting by means of multiple small cuts.	pracchānam	प्रच्छानम्

Term ID	English term	Description	Sanskrit term in IAST*	Sanskrit term
ITA-9.6.100	Venesection	Bloodletting by means of venesection.	sirāvedhaḥ	सिरावेधः
ITA-9.6.101	Bloodletting with adjuvants as an alternative to surgical instruments	Bloodletting by means of horn leech or bottle-gourd	anuśastravisrāvaṇam	अनुशस्त्रविस्रावणम्
ITA-9.6.102	Bloodletting using horn	Bloodletting by means of an animal horn.	śṛṅgāvacaraṇam	शृङ्गावचरणम्
ITA-9.6.103	Bloodletting using leech	Bloodletting by means of medical leeches (Hirudo medicinalis).	jalaukāvacaraṇam	जलौकावचरणम्
ITA-9.6.104	Bloodletting using bottle gourd	Bloodletting by means of the bottle gourd (alābu) in a procedure which resembles cupping.	alābū-avacaraṇam	अलाबू-अवचरणम्
ITA-9.6.105	Bloodletting using a pot	Bloodletting using a specialized instrument resembling a pot.	ghaṭiyantrāvacaraṇam	घटियन्त्रावचरणम्
ITA-9.6.106	Methods of haemostasis	Various methods of arresting bleeding such as sandhānam,skandanam, pācanam and dahanam.	rudhira-nivāraṇam (caturvidha)	रुधिर-निवारणम् (चतुर्विध)
ITA-9.6.107	Haemostasis by applying sutures or pressure bandage	A method of haemostasis based on pressure and containment.	sandhānam	सन्धानम्
ITA-9.6.108	Haemostasis by application of cold	A method of haemostasis by the application of cold (ice and other cooling materials).	skandanam	स्कन्दनम्
ITA-9.6.109	Haemostasis by chemical cautery.	A method haemostasis using local applications such as bhasma, sprays or dustings.	pācanam	पाचनम्
ITA-9.6.110	Haemostasis by thermal cautery	A method of haemostasis using heat cauterization.	dahanam	दहनम्

Term ID	English term	Description	Sanskrit term in IAST*	Sanskrit term
ITA-9.6.111	Seven therapies for management of pre-ulcerative inflammation	The seven therapeutic measures for management of an inflammatory swelling: gentle massage, bloodletting, poultice application, incision, wound cleaning, wound healing and cosmetic measures.	vraṇaśophasyasapto-pkramāḥ	व्रणशोफस्यसप्तोपक्रमाः
ITA-9.6.112	Gentle massage for management of pre-ulcerative inflammation	A localized, gentle massage carried out using bamboo reeds, palms or the thumb to resolve inflammation.	vimlāpanakarma	विम्लापनकर्म
ITA-9.6.113	Bloodletting	The process of bloodletting with leeches.	avasecanakarma	अवसेचनकर्म
ITA-9.6.114	Poultice application	Application of a poultice prepared with medications to treat inflammatory swellings or cellulitis.	upanāhakarma (vraṇacikitsā)	उपनाहकर्म (व्रणचिकित्सा)
ITA-9.6.115	Incision, opening	Incising, opening, and draining of an inflammatory lesion.	pāṭanakarma	पाटनकर्म
ITA-9.6.116	Wound-cleansing measures	Therapeutic measures aimed at cleansing the wound and its periphery by applying medicines.	śodhanakarma (vraṇacikitsā)	शोधनकर्म (व्रणचिकित्सा)
ITA-9.6.117	Wound-healing measures	Wound-healing procedures using medications.	ropaṇakarma	रोपणकर्म
ITA-9.6.118	Cosmetic corrections after wound healing	Restoration of normal scar conditions, i.e. restituting normal skin colour and encouraging regrowth of local hair.	vaikṛtāpahakarma (vraṇacikitsā)	वैकृतापहकर्म (व्रणचिकित्सा)
ITA-9.6.119	Sixty therapeutic measures for wound management	Sixty therapeutic measures for management of wounds and ulcers.	vraṇasyaṣaṣṭi-upakramāḥ	व्रणस्यषष्टि-उपक्रमाः
ITA-9.6.120	Therapeutic abstinence from food for wound management	Therapeutic abstinence from food which is the foremost management strategy for wounds.	apatarpaṇakarma (vraṇacikitsā)	अपतर्पणकर्म (व्रणचिकित्सा)

Term ID	English term	Description	Sanskrit term in IAST*	Sanskrit term
ITA-9.6.121	Therapeutic application of medicated paste for wound management	Therapeutic application of medicinal pastes depending on the vitiated dosha.	ālepakarma (vraṇacikitsā)	आलेपकर्म (व्रणचिकित्सा)
ITA-9.6.122	Therapeutic streaming of medicated liquids for wound management	Therapeutic pouring of medicated liquids for wound healing.	pariṣekakarma (vraṇacikitsā)	परिषेककर्म (व्रणचिकित्सा)
ITA-9.6.123	Therapeutic massage for wound management	Therapeutic application of annointment and massage for wound healing.	abhyaṅgakarma (vraṇacikitsā)	अभ्यङ्गकर्म (व्रणचिकित्सा)
ITA-9.6.124	Therapeutic fomentation for wound management	Application of a poultice to enhance the wound-healing process.	Svedanakarma (vraṇacikitsā)	स्वेदनकर्म (व्रणचिकित्सा)
ITA-9.6.125	Gentle therapeutic massage for wound management	Therapeutic application of a gentle massage.	vimlāpanakarma (vraṇacikitsā)	विम्लापनकर्म (व्रणचिकित्सा)
ITA-9.6.126	Application of poultice	Therapeutic application of a poultice over the wound.	upanāhakarma	उपनाहकर्म
ITA-9.6.127	Induction of suppuration	Various procedures that help to induce ripening or suppuration of the inflammation.	vraṇapācanakarma	व्रणपाचनकर्म
ITA-9.6.128	Therapeutic bloodletting	Therapeutic blood removal to promote wound healing.	visrāvaṇakarma (vraṇacikitsā)	विस्रावणकर्म (व्रणचिकित्सा)
ITA-9.6.129	Internal oleation for wound management	Therapeutic intake of a medicated unctuous substance.	snehapānakarma (vraṇacikitsā)	स्नेहपानकर्म (व्रणचिकित्सा)
ITA-9.6.130	Therapeutic emesis for wound management	Therapeutic induction of emesis for wound management.	vamanakarma (vraṇacikitsā)	वमनकर्म (व्रनचिकित्सा)

Term ID	English term	Description	Sanskrit term in IAST*	Sanskrit term
ITA-9.6.131	Therapeutic purgation for wound management	Therapeutic induction of purgation for wound management.	virecanakarma (vraṇacikitsā)	विरेचनकर्म (व्रणचिकित्सा)
ITA-9.6.132	Excision	Excision procedure for wound management.	chedanakarma	छेदनकर्म
ITA-9.6.133	Incision	Incision procedure for wound management.	bhedanakarma	भेदनकर्म
ITA-9.6.134	Therapeutic rupturing, tearing	Induction of rupturing or tearing by local application of drugs.	dāraṇakarma	दारणकर्म
ITA-9.6.135	Therapeutic scraping	Therapeutic scraping procedure for wound management.	lekhanakarma	लेखनकर्म
ITA-9.6.136	Probing procedure	Therapeutic or diagnostic procedure of probing.	eṣaṇakarma	एषणकर्म
ITA-9.6.137	Therapeutic extraction	Therapeutic extraction for wound healing.	āharaṇakarma	आहरणकर्म
ITA-9.6.138	Drainage by puncturing	Therapeutic drainage of a wound by puncture.	vyadhanavisrāvaṇakarma	व्यधनविस्रावणकर्म
ITA-9.6.139	Suturing procedure	Suturing procedure for wound closure.	sīvanakarma	सीवनकर्म
ITA-9.6.140	Procedure for wound healing and closing (unification)	Therapeutic approximation of wound margins; a type of haemostatic procedure.	sandhānakarma	सन्धानकर्म
ITA-9.6.141	Squeezing	A method of exerting pressure by applying medicines over the site or via manual pressure to remove residual or remnant pus.	pīḍanakarma (vraṇacikitsā)	पीडनकर्म (व्रणचिकित्सा)
ITA-9.6.142	Haemostatic measure	Therapeutic measures adopted to achieve haemostasis.	śoṇitāsthāpanakarma	शोणितास्थापनकर्म
ITA-9.6.143	Application of demulcent for wound management	Application of cooling substances to a wound with a burning sensation.	nirvāpaṇakarma (vraṇacikitsā)	निर्वापणकर्म (व्रणचिकित्सा)

Term ID	English term	Description	Sanskrit term in IAST*	Sanskrit term
ITA-9.6.144	Application of therapeutic warm poultice for wound management	A therapeutic warm poultice resembling a sweet dumpling.	utkārikākarma (vraṇacikitsā)	उत्कारिकाकर्म (व्रणचिकित्सा)
ITA-9.6.145	Application of medicated decoction for wound management	Therapeutic wound cleansing or debridement with a medicated decoction.	kaṣāyaḥ (vraṇacikitsā)	कषायः (व्रणचिकित्सा)
ITA-9.6.146	Application of medicated wick for wound management	A medicated wick used for wound cleansing (debridement) and healing.	vartiḥ (vraṇacikitsā)	वर्तिः (व्रणचिकित्सा)
ITA-9.6.147	Application of medicated paste for wound management	Topical application of medicated paste to a wound.	kalkaḥ (vraṇacikitsā)	कल्कः (व्रणचिकित्सा)
ITA-9.6.148	Application of medicated ghee for wound management	Topical application of medicated ghee to a wound.	sarpiḥ (vraṇacikitsā)	सर्पिः (व्रणचिकित्सा)
ITA-9.6.149	Application of medicated oils for wound management	Topical applicationof medicated oil to a wound.	tailam (vraṇacikitsā)	तैलम् (व्रणचिकित्सा)
ITA-9.6.150	Application of semi-solid medicated decoction for wound management	Application of semi-solidified medicated decoction for wound healing.	rasakriyā (vraṇacikitsā)	रसक्रिया (व्रणचिकित्सा)
ITA-9.6.151	Topical dusting for wound management	Therapeutic dusting of medicated powder over a wound.	avacūrṇanam (vraṇacikitsā)	अवचूर्णनम् (व्रणचिकित्सा)
ITA-9.6.152	Medicated fumigation for wound management	Therapeutic fumigation of a wound.	vraṇadhūpanam	व्रणधूपनम्

Term ID	English term	Description	Sanskrit term in IAST*	Sanskrit term
ITA-9.6.153	Granulation-promoting measures	Procedure for promoting granulation tissue in a wound.	utsādanakarma	उत्सादनकर्म
ITA-9.6.154	Hypergranulation reduction	Application of a medicated paste to reduce wound hypergranulation.	avasādanam	अवसादनम्
ITA-9.6.155	Wound-softening measures	Technique to remove hard, fibrosed or indurated tissues to promote softening and smoothening of the wound bed.	mṛdukarma	मृदुकर्म
ITA-9.6.156	Hardening-promoting measures for wound management	Technique of wound bed preparation for better healing by hardening of loose granulation tissue.	dāruṇakarma	दारुणकर्म
ITA-9.6.157	Application of caustics for wound management	A procedure for applying medications with caustic properties.	kṣārakarma (vraṇacikitsā)	क्षारकर्म (व्रणचिकित्सा)
ITA-9.6.158	Thermal cauterization for wound management	A thermal treatment to promote wound healing.	agnikarma (vraṇacikitsā)	अग्निकर्म (व्रणचिकित्सा)
ITA-9.6.159	Blackening, pigmentation-inducing measures	A therapeutic measure to induce pigmentation in scar tissue to match the surrounding normal skin colour.	kṛṣṇakarma (vraṇacikitsā)	कृष्णकर्म (व्रणचिकित्सा)
ITA-9.6.160	Whitening, depigmentation-inducing measures	A therapeutic measure to whiten or depigment a hyperpigmented scar by application of a medicinal paste.	pāṇḍukarma (vraṇacikitsā)	पाण्डुकर्म (व्रणचिकित्सा)
ITA-9.6.161	Normalizing scar with skin colour	A procedure to modify scar colour so that it blends with surrounding skin.	savarṇakaraṇam (vraṇacikitsā)	सवर्णकरणम् (व्रणचिकित्सा)
ITA-9.6.162	External application by mild rubbing for wound management	Therapeutic procedures in which either dry or wet medicines are applied externally by mild rubbing over the skin surface.	pratisāraṇakarma (vraṇacikitsā)	प्रतिसारणकर्म (व्रणचिकित्सा)
ITA-9.6.163	Stimulation of hair growth (repilation)	The therapeutic measure of stimulating hair growth by external application of medicines to the skin.	romasañjananakarma	रोमसञ्जननकर्म

Term ID	English term	Description	Sanskrit term in IAST*	Sanskrit term
ITA-9.6.164	Depilation	The procedure of removing hairs at skin level.	lomāpaharaṇam	लोमापहरणम्
ITA-9.6.165	Therapeutic enema for wound management	Anorectal administration of a medicated emulsion or unctuous substance especially for promoting healing of the wounds in the lower half of the body.	bastikarma (vraṇacikitsā)	बस्तिकर्म (व्रणचिकित्सा)
ITA-9.6.166	Intraurethral douching for wound management	Intraurethral administration of a decoction or oily emulsion for urethral and bladder wound management.	uttarabastikarma (vraṇacikitsā)	उत्तरबस्तिकर्म (व्रणचिकित्सा)
ITA-9.6.167	Bandaging	Therapeutic bandaging for faster wound healing by softening and keeping the wound clean.	bandhanakarma (vraṇacikitsā)	बन्धनकर्म (व्रणचिकित्सा)
ITA-9.6.168	Covering the wound with medicinal leaves	A therapeutic procedure in which medicinal leaves are placed on the wound after application of a medicinal paste.	patradānakarma	पत्रदानकर्म
ITA-9.6.169	Disinfection and disinfestation for wound management	The therapeutic procedure of wound disinfection and disinfestation.	kṛmighnakarma (vraṇacikitsā)	कृमिघ्नकर्म (व्रणचिकित्सा)
ITA-9.6.170	Restorative measures	Therapeutic measures for restoring and increasing bodily tissues.	bṛmhaṇam (vraṇacikitsā)	बृंहणम् (व्रणचिकित्सा)
ITA-9.6.171	Neutralization of poisons	Therapeutic neutralization of wounds due to poisons of all kinds.	viṣaghnam (vraṇacikitsā)	विषघ्नम् (व्रणचिकित्सा)
ITA-9.6.172	Errhine medication for nasal cleansing for wound management	Application of errhine therapy for its cleansing effect specifically for wound management.	Śirovirecanam (vraṇacikitsā)	शिरोविरेचनम् (व्रणचिकित्सा)
ITA-9.6.173	Intranasal medication for wound management	Intranasal administration of medication specifically for wound management.	Nasyam (vraṇacikitsā)	नस्यम् (व्रणचिकित्सा)
ITA-9.6.174	Therapeutic gargling for wound management	Therapeutic gargling (kavala) for removal of dosha, alleviation of pain and burning, and cleansing of oral cavity wounds.	kavaladhāraṇam (vraṇacikitsā)	कवलधारणम् (व्रणचिकित्सा)

Term ID	English term	Description	Sanskrit term in IAST*	Sanskrit term
ITA-9.6.175	Therapeutic smoking for wound management	Therapeutic inhalation of medicated smoke.	dhūmaḥ/ dhūmapānam (vraṇacikitsā)	धूमः/धूमपानम् (व्रणचिकित्सा)
ITA-9.6.176	Application of honey and ghee for wound management	Therapeutic application of honey and ghee to a fresh wound.	kṣaudrasarpi (vraṇacikitsā)	क्षौद्रसर्पि: (व्रणचिकित्सा)
ITA-9.6.177	Use of blunt instrument to assist surgical procedures for wound management	Therapeutic removal of a deeply embedded foreign body or morbid material from a wound using a blunt instrument.	yantram (vraṇacikitsā)	यन्त्रम् (व्रणचिकित्सा)
ITA-9.6.178	Dietary regime for wound management	Therapeutic dietery regimen prescribed for all patients with wounds (vraṇita).	āhāraḥ (vraṇacikitsā)	आहारः (व्रणचिकित्सा)
ITA-9.6.179	Protective measures for wound management	Measures (e.g. fumigation, chanting mantra) to protect wounds from factors imperceptible to sense organs that are deleterious to wound healing and clinical outcome.	rakṣāvidhānam (vraṇacikitsā)	रक्षाविधानम् (व्रणचिकित्सा)
ITA-9.6.180	Bandaging	Various types of bandaging procedures or shapes used in treatment.	bandhanakarma	बन्धनकर्म
ITA-9.6.181	Finger bandage	A type of bandage used for thumb and fingers.	kośabandhaḥ	कोशबन्धः
ITA-9.6.182	Sling bandage	A type of bandage applied to the back, sternum, and inguinal region (narrow parts).	dāmabandhaḥ	दामबन्धः
ITA-9.6.183	Figure-of-eight bandage	A type of bandage applied to joints which resembles a figure of eight.	svastikabandhaḥ	स्वस्तिकबन्धः
ITA-9.6.184	Spiral bandage	A type of bandage applied to the extremities in a spiral shape.	anuvellitabandhaḥ	अनुवेल्लितबन्धः
ITA-9.6.185	Winding bandage	A type of bandage used on narrow body parts such as the neck or penis.	muttoliḥ/pratolībandhaḥ	मुत्तोलिः/प्रतोलीबन्धः
ITA-9.6.186	Circular bandage	A type of bandage applied in circular manner.	maṇḍalabandhaḥ	मण्डलबन्धः

Term ID	English term	Description	Sanskrit term in IAST*	Sanskrit term
ITA-9.6.187	Stump bandage	A type of bandage used for the tip of the thumb, finger or penis.	sthagikābandhaḥ	स्थगिकाबन्धः
ITA-9.6.188	Twin bandage	A type of bandage applied to two adjacent wounds.	yamakabandhaḥ	यमकबन्धः
ITA-9.6.189	Four-tailed bandage	A type of bandage used to immobilize regions such as the mandible, temple, and cheeks.	khaṭvābandhaḥ	खट्वाबन्धः
ITA-9.6.190	Eye bandage	A type of bandage applied in the eye region.	cīnabandhaḥ	चीनबन्धः
ITA-9.6.191	Multi-tailed bandage	A type of bandage used in regions such as the back, abdomen, and chest.	vibandhaḥ	विबन्धः
ITA-9.6.192	Cephalic bandage	A type of bandage applied over the scalp or head region.	vitānabandhaḥ	वितानबन्धः
ITA-9.6.193	T- bandage	A type of bandage used in regions such as the chin, nose, lips, shoulder and pelvis.	gophaṇābandhaḥ	गोफणाबन्धः
ITA-9.6.194	Five-tailed bandage	A type of five-tailed bandage used in the supraclavicular region.	pañcāṅgībandhaḥ	पञ्चाङ्गीबन्धः
ITA-9.6.195	Foreign body or substance that must be removed surgically or by other means	Any foreign body or factor which discomfits or obstructs the body and mind.	śalyam	शल्यम्
ITA-9.6.196	Endogenous internal obstruction	An obstruction originating from factors such as vitiated excretory products and morbid matter or a calculus.	śārīraśalyam	शारीरशल्यम्
ITA-9.6.197	Obstruction caused by exogenous factors, foreign body	Any exogenous substance blocking normal functioning after it enters the body.	āgantukaśalyam	आगन्तुकशल्यम्
ITA-9.6.198	Obscured foreign body	Any exogenous substance caught within body tissues and further obstructing normal functioning.	pranaṣṭaśalyam	प्रनष्टशल्यम्
ITA-9.6.199	Route of foreign body entry and movement	Site of entry and movement of a foreign body in affected body tissue.	śalyagatiḥ	शल्यगतिः

Term ID	English term	Description	Sanskrit term in IAST*	Sanskrit term
ITA-9.6.200	Firmly lodged foreign body	A foreign body which is strongly impacted or stuck in the body.	avabaddhaśalyam	अवबद्धशल्यम्
ITA-9.6.201	Loosely lodged foreign body	A foreign body which is loosely impacted or hanging in the body.	anavabaddhaśalyam	अनवबद्धशल्यम्
ITA-9.6.202	Extraction of foreign body	An extraction procedure to remove a foreign body	uddharaṇakarma	उद्धरणकर्म
ITA-9.6.203	Procedures for removal of loosely impacted foreign body	Fifteen extraction measures for removal of a loosely impacted foreign body	anavabaddhaśalyod-dharaṇapancha-deshahetuḥ	अनवबद्धशल्योद्ध-रणपन्छदेशहेतुः
ITA-9.6.204	Natural removal of foreign body	The removal of a loosely impacted foreign body by natural means.	svabhāvaḥ	स्वभावः
ITA-9.6.205	Removal of foreign body by inducing suppuration	The removal of a loosely impacted foreign body by the suppuration process.	pācanakarma	पाचनकर्म
ITA-9.6.206	Removal of foreign body by incision	The removal of a loosely impacted foreign body by incision.	bhedanakarma	भेदनकर्म
ITA-9.6.207	Removal of foreign body by splitting or tearing	The removal of a loosely impacted foreign body by splitting or tearing after application of a medication to the wound.	dāraṇakarma	दारणकर्म
ITA-9.6.208	Removal of foreign body by squeezing or pressing	The removal of a loosely impacted foreign body by squeezing or pressing.	pīḍanakarma	पीडनकर्म
ITA-9.6.209	Removal of foreign body by wiping or cleaning	The removal of a loosely impacted foreign body by wiping or cleaning.	pramārjanakarma	प्रमार्जनकर्म
ITA-9.6.210	Removal of foreign body by insufflation	The removal of a loosely impacted foreign body by insufflation or blowing of air.	nirdhmāpanakarma	निर्धमापनकर्म

Term ID	English term	Description	Sanskrit term in IAST*	Sanskrit term
ITA-9.6.211	Removal of foreign body by emesis	The removal of a loosely impacted foreign body by emesis.	vamanakarma	वमनकर्म
ITA-9.6.212	Removal of foreign body by purgation	The removal of a loosely impacted foreign body by purgation.	virecanakarma	विरेचनकर्म
ITA-9.6.213	Removal of foreign body by irrigation	The removal of a loosely impacted foreign body by irrigation with medicated liquid.	prakṣālanakarma	प्रक्षालनकर्म
ITA-9.6.214	Removal of foreign body by nasya therapy	The removal of a loosely impacted foreign body by applying a minimal dose of nasal drops.	pratimarśaḥ	प्रतिमर्शः
ITA-9.6.215	Removal of foreign body by straining	The removal of a loosely impacted foreign body by straining.	pravāhaṇakarma	प्रवाहणकर्म
ITA-9.6.216	Removal of foreign body by sucking	The removal of a loosely impacted foreign body by sucking.	ācūṣaṇakarma	आचूषणकर्म
ITA-9.6.217	Removal of foreign body magnetically	The removal of a loosely impacted foreign body by means of a magnet.	ayaskāntaḥ	अयस्कान्तः
ITA-9.6.218	Removal of foreign body by creating exhilaration	The removal of a loosely impacted foreign body by creating joy, happiness, cheer or exhilaration.	harṣaḥ	हर्षः
ITA-9.6.219	Ointment	Medication in the form of a paste for external application.	lepaḥ	लेपः
ITA-9.6.220	Thin and cold external application of paste	A type of ointment or lepa which is thin and cold and dries quickly.	pralepaḥ	प्रलेपः
ITA-9.6.221	Thick and hot external application of paste	A type of ointment or lepa which is thick and hot.	pradehaḥ	प्रदेहः
ITA-9.6.222	External application of paste of moderate thickness	A type of moderately thick ointment or lepa.	ālepaḥ	आलेपः

Term ID	English term	Description	Sanskrit term in IAST*	Sanskrit term
ITA-9.6.223	External application of dosha-alleviating paste	A type of ointment or lepa which alleviates doṣa.	doṣaghnalepaḥ	दोषघ्नलेपः
ITA-9.6.224	External application of antipoisonpaste	A type of ointment or lepa with an antipoisonous effect.	viṣaghnalepaḥ	विषघ्नलेपः
ITA-9.6.225	Ointment promoting complexion	A type of ointment or lepa which promotes a healthy complexion.	varṇyalepaḥ	वर्ण्यलेपः
9.7	**Treatment of poisoning**			
ITA-9.7.1	Toxicology	The science that deals with the study of poisons and their actions, methods of detection and treatment.	agadatantram	अगदतन्त्रम्
ITA-9.7.2	Management of poison	The practices adopted to deal with various poisons and their immediate and delayed effects.	viṣagaravairodhikacikitsā	विषगरवैरोधिकचिकित्सा
ITA-9.7.3	Toxicology	Synonym of toxicology: the science that deals with the study of poisons and their actions, methods of detection and treatment.	damṣṭrācikitsā	दंष्ट्राचिकित्सा
ITA-9.7.4	Poison, toxin	Any harmful or deadly substance which spreads rapidly and damages the body.	viṣam	विषम्
ITA-9.7.5	Source of poison	A poison source may be plant, mineral or animal in nature.	viṣayoniḥ	विषयोनिः
ITA-9.7.6	High-potency poison	A group of extremely poisonous substances such as Aconitum ferox Wall. ex Ser.	mahāviṣam	महाविषम्
ITA-9.7.7	Mild-potency poison	A group of poisonous substances of mild potency such as Strychnos nux-vomica L.	upaviṣam	उपविषम्
ITA-9.7.8	Animal poison	A group of poisons originating from animals: snakes, rats, spiders and rabid animals e.g. dogs, scorpions and insects.	jāṅgamaviṣam	जाङ्गमविषम्
ITA-9.7.9	Substratum of poison	The various sites at which poisons are located in animals or plants.	viṣa-adhiṣṭhānam	विष-अधिष्ठानम्

Term ID	English term	Description	Sanskrit term in IAST*	Sanskrit term
ITA-9.7.10	Substrata of poison in plants and minerals	The various sites at which poisons are located in plants such as the root, leaf, fruit, flower, bark, pith, gum, latex, petal or bulb.	sthāvaraviṣa-adhiṣṭhānam	स्थावरविष-अधिष्ठानम्
ITA-9.7.11	Substrata of poison in animals	The various sites at which poisons are located in animals such as sight, breath, fangs/teeth, nails, faeces, urine, semen, saliva, menstrual blood, bones, bite, flatus, beak/mouth, bile, bristle and dead body.	jāṅgamaviṣa-adhiṣṭhānam	जाङ्गमविष-अधिष्ठानम्
ITA-9.7.12	Poison of natural origin	A poison from a natural source or unmodified natural poison.	akṛtrimaviṣam	अकृत्रिमविषम्
ITA-9.7.13	Artificial poison	A poison made artificially or a modified combination of various poisons.	kṛtrimaviṣam/ saṁyogajaviṣam	कृत्रिमविषम्/संयोगजविषम्
ITA-9.7.14	Mixture of poisons and nonpoisonous substances	A poison formed by the combination of two or more poisonous and nonpoisonous substances.	garaviṣam	गरविषम्
ITA-9.7.15	Poisoner	The person who poisons.	viṣapradātā	विषप्रदाता
ITA-9.7.16	Doubt about being poisoned	The fear or suspicion of being poisoned or bitten by a poisonous animal or snake may develop into symptoms which resemble those of being poisoned when no poison is involved.	śaṅkāviṣam	शङ्काविषम्
ITA-9.7.17	Poisonous lady	A young woman habituated to ingesting small amounts of food mixed with powerful poisons thereby rendering them toxic: anybody encountering these women can die instantly.	viṣakanyā	विषकन्या
ITA-9.7.18	Antidote	A medication with an antipoison effect which is beneficial in poisoning	viṣahara-agadaḥ	विषहर-अगदः
ITA-9.7.19	Intervening period during spread of poison	The interval taken by a poison to penetrate from one membrane (kala) to another (transition period when a poison spreads from one tissue to another).	viṣavegāntaraḥ	विषवेगान्तरः
ITA-9.7.20	Critical or fatal poisoning	A fatal condition in poisoning when various deleterious factors combine during a specific period.	viṣasaṅkaṭam	विषसङ्कटम्

Term ID	English term	Description	Sanskrit term in IAST*	Sanskrit term
ITA-9.7.21	Management of poisoning	Various treatments for poisoning.	viṣopakramaḥ	विषोपक्रमः
ITA-9.7.22	Incantation	Incantation of hymns (mantra) to counteract a poison.	mantraḥ (viṣopakramaḥ)	मन्त्रः (विषोपक्रमः)
ITA-9.7.23	Tourniquet and ligature accompanied or not by chanting	Application of a tourniquet to stop the spread of poison which may or may not be accompanied by chanting of a specific mantra.	ariṣṭa-bandhanam (viṣopakramaḥ)	अरिष्ट-बन्धनम् (विषोपक्रमः)
ITA-9.7.24	Incision above poisoned site	A small incision made proximal to the bite site to evacuate poisoned blood and prevent further spreading of the poison.	utkartanam (viṣopakramaḥ)	उत्कर्तनम् (विषोपक्रमः)
ITA-9.7.25	Poison removal by squeezing	Squeezing or applying compression to remove a poison.	niṣpīḍanam (viṣopakramaḥ)	निष्पीडनम् (विषोपक्रमः)
ITA-9.7.26	Poison removal by suction	Applying suction by various means to remove poison.	cūṣaṇam (viṣopakramaḥ)	चूषणम् (विषोपक्रमः)
ITA-9.7.27	Application of heat, thermal cautery for detoxification	Applying heat or thermal cautery to remove poison.	agnikarma (viṣopakramaḥ)	अग्निकर्म (विषोपक्रमः)
ITA-9.7.28	Streaming of medicated liquids for detoxification	Continuous pouring or streaming of decoctions to detoxify a bite site or poisoned area.	pariṣekaḥ (viṣopakramaḥ)	परिषेकः (विषोपक्रमः)
ITA-9.7.29	Detoxifying immersion therapy	Immersing an affected part in specific medicated decoctions or oils to treat poisoning.	avagāhaḥ (viṣopakramaḥ)	अवगाहः (विषोपक्रमः)
ITA-9.7.30	Bloodletting	Removal of vitiated blood by bloodletting in the treatment of poisoning.	raktamokṣaṇam (viṣopakramaḥ)	रक्तमोक्षणम् (विषोपक्रमः)
ITA-9.7.31	Emesis for detoxification	Therapeutic induction of emesis for the expulsion of poison.	vamanam (viṣopakramaḥ)	वमनम् (विषोपक्रमः)
ITA-9.7.32	Purgation for detoxification	Therapeutic induction of purgation for removal of poison.	virekam (viṣopakramaḥ)	विरेकम् (विषोपक्रमः)

Term ID	English term	Description	Sanskrit term in IAST*	Sanskrit term
ITA-9.7.33	Scalp incision to remove poison	Incision on scalp for removing poison.	upadhānam (viṣopakramaḥ)	उपधानम् (विषोपक्रमः)
ITA-9.7.34	Protection of heart from poison	Administering antipoison medications to protect the heart from toxic effects.	hṛdayāvaraṇam (viṣopakramaḥ)	हृदयावरणम् (विषोपक्रमः)
ITA-9.7.35	Collyrium for detoxification	Applying collyrium or medication over the lower eyelid to counter the penetration of poisons.	añjanam (viṣopakramaḥ)	अञ्जनम् (विषोपक्रमः)
ITA-9.7.36	Nasal medication for detoxification	Using a nasal medication to revive an unconscious patient and extract a poison located in the head.	nasyam (viṣopakramaḥ)	नस्यम् (विषोपक्रमः)
ITA-9.7.37	Fumigation for detoxification	Neutralizing the toxic effects of poison by fumigating the bite site: fumigation is performed by inhaling through the nostrils and exhaling through the mouth.	dhūmam (viṣopakramaḥ)	धूमम् (विषोपक्रमः)
ITA-9.7.38	Electuary detoxification	Administering medicine in avaleha (semi-solid) form for detoxification purposes.	lehaḥ (viṣopakramaḥ)	लेहः (विषोपक्रमः)
ITA-9.7.39	Medication for detoxification	Medications for the treatment of poisoning.	auṣadham (viṣopakramaḥ)	औषधम् (विषोपक्रमः)
ITA-9.7.40	Gentle rubbing of medications for detoxification	A technique for gently rubbing medications like long pepper (Piper longum), black pepper (Piper nigrum), dry ginger (Zingiber officinale) and turmeric (Curcuma longa) on wounds to promote removal of the ill effects of the poison.	pratisāraṇam (viṣopakramaḥ)	प्रतिसारणम् (विषोपक्रमः)
ITA-9.7.41	Administration of counterpoison	Administering a poison of opposite or antagonistic origin to counter the effects of a specific poison.	prativiṣam (viṣopakramaḥ)	प्रतिविषम् (विषोपक्रमः)
ITA-9.7.42	Resuscitation	Therapy or medicines administered to restore consciousness.	saṁjñā-sthāpanam (viṣopakrama)	संज्ञास्थापनम् (विषोपक्रम)
ITA-9.7.43	Antipoison annointment	The application of ointments, cold pastes and/or creams to treat poisoning.	lepaḥ (viṣopakramaḥ)	लेपः (विषोपक्रमः)
ITA-9.7.44	Life-reviving	Therapy or medicines able to revive a patient.	mṛtasañjīvanam (viṣopakrama)	मृतसञ्जीवनम् (विषोपक्रम)

Term ID	English term	Description	Sanskrit term in IAST*	Sanskrit term
9.8	**Rejuvenation and revitalization therapy**			
ITA-9.8.1	Rejuvenation and revitalization therapy	One of the eight branches of Ayurveda which deals with rejuvenation and improving life quality, longevity and disease control.	rasāyana-cikitsā	रसायन-चिकित्सा
ITA-9.8.2	Rejuvenation therapy withlimited exposure to wind and sunlight	A rejuvenation therapy in which the patient is kept indoors in a specially designed hut and follows a specific regimen.	kuṭīprāveśikarasāyanam	कुटीप्रावेशिकरसयनम्
ITA-9.8.3	Rejuvenation therapy with exposure to wind and sunlight	Rejuvenation therapy administered while the person continues to follow their normal avocations.	vātātapikarasāyanam	वातातपिकरसायनम्
ITA-9.8.4	Rejuvenation therapy administered for specific individual needs	Rejuvenation therapy to prolong the lifespan and increase the cognitive and physical abilities.	kāmyarasāyanam	काम्यरसायनम्
ITA-9.8.5	Rejuvenation therapy for daily use	Rejuvenation therapy based on a specific diet to promote body immunity (daily intake of milk, ghee and similar substances).	ājasrikarasāyanam	आजस्रिकरसायनम्
ITA-9.8.6	Disease-specific rejuvenation therapy	Rejuvenation therapy which is specific for the treatment of a particular disease.	naimittikarasāyanam	नैमित्तिकरसायनम्
ITA-9.8.7	Rejuvenation therapy through behaviour and practices	Rejuvenation therapy which promotes rejuvenation through the adoption of a prescribed code of conduct.	ācārarasāyanam	आचाररसायनम्
ITA-9.8.8	Rejuvenation therapy counteracting natural diseases	Rejuvenation therapy to prevent natural diseases such as hunger, thirst or greying of hair.	svabhāvavyādhipratiṣed-hīyarasāyanam	स्वभावव्याधिप्रतिषेधीयर-सायनम्
ITA-9.8.9	Rejuvention therapy for healthy ageing	Rejuvenation therapy or medicines beneficial for prolonging youth and preventing senile changes in the body.	vayasthāpanam	वयस्थापनम्

Term ID	English term	Description	Sanskrit term in IAST*	Sanskrit term
ITA-9.8.10	Rejuvenation therapy to enhance mental abilities	Rejuvenation therapy or medicines beneficial for increasing intellect.	medhyarasāyanam	मेध्यरसायनम्
ITA-9.8.11	Mental ability and lifespan enhancer	Therapies or medicines which enhance intellect and improve longevity.	medhyāyuṣyakāmī-yarasāyanam	मेध्यायुष्यकामीयरसायनम्
ITA-9.8.12	Vitality enhancer	Therapies or medicines beneficial for increasing vitality.	jīvanīyaḥ	जीवनीयः
ITA-9.8.13	Health-promoting, immune enhancer	Therapies or medicines which promote excellence of the body tissues in a healthy person.	ūrjaskaraḥ	ऊर्जस्करः
ITA-9.8.14	Longevity	One of the beneficial effects of rejuvenation is to increase the lifespan.	dīrghamāyuḥ	दीर्घमायुः
ITA-9.8.15	Tonics for counteracting effects of disease	A medicine to rebuild the physical and mental faculties following their disturbance due to a disease process.	nivṛttasantāpīyarasāya-nam	निवृत्तसन्तापीयरसायनम्
ITA-9.8.16	Lustre-enhancer	Therapies or medicines beneficial for increasing the lustre of the skin.	prabhāvardhanam	प्रभावर्धनम्
ITA-9.8.17	Eloquence	An articulate command of the language.	vāk-siddhiḥ	वाक्-सिद्धिः
ITA-9.8.18	Rejuvenation therapy for pacifying all ailments	Rejuvenation therapy in its broad aspects as a curative for all ailments.	sarvopaghātaśamanī-yarasāyanam	सर्वोपघातशमनीयरसायनम्
ITA-9.8.19	Memory enhancer	Therapies or medicines beneficial for increasing memory power.	smṛtivardhakaḥ	स्मृतिवर्धकः
ITA-9.8.20	Complexion enhancer	Therapy or medicines beneficial for healthy skin and improved skin tone.	varṇyaḥ	वर्ण्यः
9.9	**Aphrodisiac or virility treatment**			
ITA-9.9.1	Aphrodisiac or virility treatment	A treatment for improvement of male and female fertility and virility which promotes śukra secretion.	vājīkaraṇacikitsā	वाजीकरणचिकित्सा

Term ID	English term	Description	Sanskrit term in IAST*	Sanskrit term
ITA-9.9.2	Treatment promoting vigour with aphrodisiac effect	Substances which promote the formation of semen; an aphrodisiac.	vṛṣyaḥ	वृष्यः
ITA-9.9.3	Treatment stimulating ejaculation	Therapy or medicines promoting the ejaculation of semen.	śukrasrutikaram	शुक्रस्रुतिकरम्
ITA-9.9.4	Treatment increasing amount of semen	Therapy or medicines able to increase the amount of semen.	śukravivardhanam	शुक्रविवर्धनम्
ITA-9.9.5	Treatment promoting amount and flow of semen	Therapy or medicines able to increase both the amount and flow of semen.	srutivṛdhdikaram	स्रुतिवृध्दिकरम्
ITA-9.9.6	Treatment promoting semen production	Therapy or medicines with semen-forming properties (spermatogenesis).	śukrajananam	शुक्रजननम्
ITA-9.9.7	Treatment improving quality of semen	Therapy or medicines with semen-purifying properties.	śukraśodhanam	शुक्रशोधनम्
ITA-9.9.8	Healthy sperm	Normal, healthy and effective spermatocytes.	kārmukabījaḥ	कार्मुकबीजः
ITA-9.9.9	Increased viscosity of semen	Excessively slimy and viscous semen.	atipicchilaśukradoṣaḥ	अतिपिच्छिलशुक्रदोषः
ITA-9.9.10	Semen contaminated with other body elements	A disorder characterised by blood or other tissues mixed with semen.	anyadhātūpahitaśukra-doṣaḥ	अन्यधातूपहितशुक्रदोषः
ITA-9.9.11	Reduced or absent sexual desire or satisfaction	The inability to perform coitus due to lack of interest in the female partner or lack of orgasm or pleasure if intercourse takes place.	apraharṣaṇam	अप्रहर्षणम्
ITA-9.9.12	Reduced semen	A decrease in the amount of seminal fluid or decreased sperm count.	alpaśukratā	अल्पशुक्रता
ITA-9.9.13	Semen with dull flow	An increase in the specific gravity of semen with reduced motility.	avasādīśukradoṣaḥ	अवसादीशुक्रदोषः

Term ID	English term	Description	Sanskrit term in IAST*	Sanskrit term
ITA-9.9.14	Absent arousal or desire for intercourse	Lack of sexual arousal or desire to engage in intercourse.	aharṣaṇam	अहर्षणम्
ITA-9.9.15	Capable of intercourse only after consuming semen	A man who experiences an erection and indulges in coitus after tasting the ejaculatory fluid or semen of another man.	āsekyaḥ	आसेक्यः
ITA-9.9.16	Scopophilia or voyeurism	An individual who derives sexual gratification from observing the sexual activities of others.	īrṣyābhirati/īrṣyakaḥ	ईर्ष्याभिरति/ईर्ष्यकः
ITA-9.9.17	Capable of intercourse only after being sodomized by another person	An abnormal condition in which a man gets an erection and indulges in coitus only after receiving anal intercourse from another male.	kumbhīkaḥ	कुम्भीकः
ITA-9.9.18	Erectile dysfunction, impotence	An inability to perform the sexual act due to erectile dysfunction.	klaibyam	क्लैब्यम्
ITA-9.9.19	Premature ejaculation	An abnormal condition in the male in which ejaculation occurs before the normal time.	kṣipraśukramocanam/ śīghraśukramuñcanam	क्षिप्रशुक्रमोचनम्/ शीघ्रशुक्रमुञ्चनम्
ITA-9.9.20	Decreased semen	Abnormal decrease in the amount of seminal fluid or decreased sperm count.	kṣīṇaśukram	क्षीणशुक्रम्
ITA-9.9.21	Senile impotency	Impotency owing to senility and old age.	jarājanyaklaibyam	जराजन्यक्लैब्यम्
ITA-9.9.22	Abnormally thin, scanty semen	A condition characterized by abnormally thin semen or semen of reduced viscosity and increased liquidity.	tanuretodoṣaḥ	तनुरेतोदोषः
ITA-9.9.23	Morbidities of semen	Qualitative and quantitative morbidities of the semen.	duṣṭaśukram	दुष्टशुक्रम्
ITA-9.9.24	Hermaphrodite or intersex	The presence of abnormal male and female sexual characteristics.	dviretā	द्विरेता
ITA-9.9.25	Erectile dysfunction	Impotency owing to erectile dysfunction.	dhvajabhaṅgajanyaklai-byam	ध्वजभङ्गजन्यक्लैब्यम्
ITA-9.9.26	Eunuch	A sterile person who is neither completely female nor male.	napuMsakatvam	नपुंसकत्वम्

Term ID	English term	Description	Sanskrit term in IAST*	Sanskrit term
ITA-9.9.27	Sterile male	A person assigned male gender at birth with scanty semen and no sexual desire or pleasure: such a person tends to be feminine in both physical and psychological aspects, and to produce defective sperm.	naraṣaṇḍaḥ	नरषण्डः
ITA-9.9.28	Sterile female	A person assigned female gender at birth, with scanty ova and no sexual desire or pleasure: such a person tends to have masculine features and to produce weak ova.	nārīṣaṇḍaḥ	नारीषण्डः
ITA-9.9.29	Azoospermia	The absence of sperm in the semen.	nirbījaśukram	निर्बीजशुक्रम्
ITA-9.9.30	Inactive or dead sperm	Inactive or dead sperm which are insufficient for conception.	niṣphalaśukram	निष्फलशुक्रम्
ITA-9.9.31	Azoospermia	Absence of semen or sperms: if such a patient ejaculates no sperm are found in the ejaculate.	pavanendriyaḥ	पवनेन्द्रियः
ITA-9.9.32	Impotency due to reduced semen	Condition characterized by impotency due to reduced semen.	śukrakṣayajanya-klaibyam, puṁstvopa-ghātajaklaibyam	शुक्रक्षयजन्य-क्लैब्यम्, पुंस्त्वोपघातजक्लैब्यम्
ITA-9.9.33	Pyospermia	Semen containing pus or foul-smelling.	pūtiśukradoṣaḥ	पूतिशुक्रदोषः
ITA-9.9.34	Frothy semen	Semen with excessive froth.	phenilaretodoṣaḥ	फेनिलरेतोदोषः
ITA-9.9.35	Genetic impotency	Impotency due to genetic causes or parental factors passed on to the child.	bījopaghātajanya-klaibyam	बीजोपघातजन्य-क्लैब्यम्
ITA-9.9.36	Psychogenic impotency	Erectile dysfunction or impotency owing to psychological reasons.	mānasaklaibyam	मानसक्लैब्यम्
ITA-9.9.37	Impotency due to penile disorders	Impotency due to structural or functional disorders of the penis.	meḍhrarogajaklaibyam	मेढ्ररोगजक्लैब्यम्
ITA-9.9.38	Inability to perform sexual intercourse	Incapacity to perform sexual intercourse due to inability to achieve or sustain an erection; also used as a synonym for impotency.	maithunāśaktiḥ	मैथुनाशक्तिः

Term ID	English term	Description	Sanskrit term in IAST*	Sanskrit term
ITA-9.9.39	Reduced unctuousness of semen	A semen abnormality characterized by reduced unctuousness.	rūkṣaretodoṣaḥ	रूक्षरेतोदोषः
ITA-9.9.40	Seminal abnormalities	Seminal anomalies including qualitative and quantitative disturbances.	retodoṣaḥ	रेतोदोषः
ITA-9.9.41	Abnormallyshaped penis	Impotency due to penile deformity.	vakrī	वक्री
ITA-9.9.42	Anorchidism	Structural damage to the testes in intrauterine life owing to vitiated vāyu and agni.	vātikaṣaṇḍaḥ	वातिकषण्डः
ITA-9.9.43	Discoloured semen	Semen disorder characterized by its abnormal colour.	vivarṇaretodoṣaḥ	विवर्णरेतोदोषः
ITA-9.9.44	Scanty semen	A decreased volume of semen.	viśuṣkaśukram	विशुष्कशुक्रम्
ITA-9.9.45	Traumatic impotency	Impotency due to trauma to the ejaculatory tract.	vīryavāhinīsirāchedana-janyaklaibyam	वीर्यवाहिनीसिराछेदनजन्य-क्लैब्यम्
ITA-9.9.46	Seminal abnormalities	Abnormal or pathological state of semen or sperm.	śukravikṛtiḥ	शुक्रविकृतिः
ITA-9.9.47	Obstruction to semen flow or formation	Decreased production of sperm in semen owing either to an obstructed ejaculatory tract or decreased motility.	śukrastambhanimitta-jaklaibyam	शुक्रस्तम्भनिमित्तजक्लैब्यम्
ITA-9.9.48	Impotency due to reduced semen	Impotency due to reduced seminal constituents or sperm .	śukrakṣayajan-yaklaibyam; saumya-dhātukṣayajaklaibyam	शुक्रक्षयजन्यक्लैब्यम्, सौम्यधातुक्षयजक्लैब्यम्
ITA-9.9.49	Channels of male seed affected by vāta	A pathological condition in which vitiated vata enters the semen enriching channels, leading to various abnormal conditions.	śukragatavātaḥ	शुक्रगतवातः
ITA-9.9.50	Semen-producing measure	A therapeutic measure for spermatogenesis.	śukrajananam	शुक्रजननम्
ITA-9.9.51	Semen-improving therapy	Therapy or medicines which normalize spermatogenesis and produce normal and healthy sperm.	śukraprasādanam	शुक्रप्रसादनम्

Term ID	English term	Description	Sanskrit term in IAST*	Sanskrit term
ITA-9.9.52	Semen-increasing therapy	Therapy or medicines to increase the semen.	śukralaḥ	शुक्रलः
ITA-9.9.53	Semen-purifying therapy	Therapy or medicines to purify the semen.	śukraśodhanam	शुक्रशोधनम्
ITA-9.9.54	Ejaculation-promoting therapy	Therapy or medicines to boost ejaculation.	śukrasaṁvāhakaḥ	शुक्रसंवाहकः
ITA-9.9.55	Maintaining and promoting normal semen production	Therapeutic measures which maintain the normal production of sperm and semen.	śukrāpyāyanam	शुक्राप्यायनम्
ITA-9.9.56	Spermatogenic measure	A therapeutic action that generates semen and androgens.	śukrotpādakaḥ	शुक्रोत्पादकः
ITA-9.9.57	Semen quality-increasing measure	Therapy or medicines with spermatogenesis-increasing potency.	śukropacayaḥ	शुक्रोपचयः

10. Preventive healthcare
स्वास्थ्यम्, आरोग्यम्

Term ID	English term	Description	Sanskrit term in IAST*	Sanskrit term
10.1	**Health**			
ITA-10.1.1	Healthy person	An individual in a balanced state of dosha, metabolism, structural components and excretion, with pleasantly functioning senses, mind and consciousness, all acting in harmony.	svasthaḥ	स्वस्थः
ITA-10.1.2	Positive attributes of health	A healthy state of body, mind and soul.	svāsthyam, ārogyam	स्वास्थ्यम्, आरोग्यम्
ITA-10.1.3	Routine(s) for health maintenance	Daily, seasonal and ethical regimens for the maintenance of health.	svasthavṛttaḥ	स्वस्थवृत्तः
10.2	**Three pillars to maintain health and longevity**			
ITA-10.2.1	Three pillars to maintain health and longevity	The three pillars are food, sleep and moderation in sensual indulgence including sexual activity	trayopastambhaḥ	त्रयोपस्तम्भः
ITA-10.2.2	Food	Food is a substance taken to sustain life and is broadly classified into liquids and solids. Liquids include water, milk, oils, juices and honey; solid foods are classified into cereals, legumes, meat, fruits, vegetables, spices and condiments.	āhāraḥ	आहारः
ITA-10.2.3	Eight factors for selecting wholesome foods	The eight factors for selecting wholesome food are: nature of the food item, processing, combination, amount, region, season and age, rules for consumption and the person consuming the food.	āhāravidhiviśeṣāyatanam	आहारविधिविशेषायतनम्

ITA-10.2.4	Factors facilitating digestion	The six factors facilitating digestion and their attributes are: 1. heat which digests; 2.air which absorbs; 3. moisture which loosens; 4. unctuousness which softens; 5. time which brings sufficiency; and 6. balanced use of the eight factors for selecting wholesome food in order to maintain equilibrium of structural components and factors supporting the body (tissue).	āhāra pariṇāma karabhāvaḥ	आहारपरिणामकरभावः
ITA-10.2.5	Diet-transition protocol	A quarter-portion protocol in which an unwholesome substance is gradually withdrawn from the diet—one quarter on the first day, two quarters on the second day, three quarters on the third day—and replaced with the same amount of a non-addictive wholesome alternative. One quarter unwholesome plus three quarters non-addictive wholesome substance should be maintained on the fourth, fifth and sixth days. On the seventh day the unwholesome substance should be completely discarded and the wholesome substance continued thereafter. This method is generally employed for de-addiction purposes.	pādāṃśikakramaḥ	पादांशिकक्रमः
ITA-10.2.6	Appropriate time for food intake		praśasta-āhārakālaḥ	प्रशस्त-आहारकालः
ITA-10.2.7	Agreeable to nature or natural constitution	Agreeable to nature or natural constitution; excellence or abundance of suitable qualities: food that is fully compatible with the individual and which is completely digested and accepted by the body.	sātmyam	सात्म्यम्
ITA-10.2.8	Combining wholesome and unwholesome foods	The consumption of wholesome and unwholesome foods at the same time, e.g. intake of green gram (considered wholesome) and black gram (considered unwholesome).	samaśanam	समशनम्
ITA-10.2.9	Unsuitable timing and amount of food intake	Food items that are antagonistic to the structural components; food items which partially agitate dosha without eliminating it and eventually become antagonistic to the structural components.	viṣamāśanam	विषमाशनम्
ITA-10.2.10	Sleep		nidrā	निद्रा
ITA-10.2.11	Dream		svapnam	स्वप्नम्

ITA-10.2.12	Celibacy	Non-indulgence in sensual pleasures including sexual activity.	brahmacaryam	ब्रह्मचर्यम्
ITA-10.2.13	Non-celibacy	Appropriate indulgence in sensual pleasures including sexual activity (in moderation).	abrahmacharyam	अब्रह्मचर्यम्
ITA-10.2.14	Activities	Activities related to the body, senses, mind and speech.	vihāraḥ	विहारः

10.3	**Healthy lifestyle routine**			
ITA-10.3.1	Daily routine	A term covering activities related to diet, lifestyle, work and recreation from the time an individual wakes up through to sleep: it is prescribed in accordance with natural diurnal rhythms and their impact on the human body and mind based on the person's age, place of habitation and seasonal cycle.	dinacaryā	दिनचर्या
ITA-10.3.2	Night routine		rātricaryā	रात्रिचर्या
ITA-10.3.3	Seasonal routine	Routine pertaining to diet, daily activities and periodical cleansing which is customized for each season of the year.	ṛtucaryā	ऋतुचर्या
ITA-10.3.4	Transition period between two seasons	The transitional period between two seasons; it includes the last week of the ending season and first week of the beginning season. The regimen of the ending season has to be discontinued gradually even as the regimen of the new season is introduced gradually.	ṛtusandhiḥ	ऋतुसन्धिः
ITA-10.3.5	Abnormal seasonal pattern		vyāpannaṛtu, ṛtuvipa-ryayaḥ	व्यापन्नऋतु, ऋतुविपर्ययः
ITA-10.3.6	Seasonal cleansing		ṛtuśodhanam	ऋतुशोधनम्
ITA-10.3.7	Harmonious way of living		sadvṛttam	सद्वृत्तम्
ITA-10.3.8	Code and conduct	A cognitive and behavioural regimen to enhance well-being and quality of life.	ācārarasāyanam	आचाररसायनम्
ITA-10.3.9	Immunity		vyādhikṣamatva	व्याधिक्षमत्व

References

- Ayurveda and conventional medicine: cross referral approach for select disease conditions. Delhi: Central Council of Indian Medicine; 2021.
- Ayurvedic formulary of India. Ghaziabad: Pharmacopoeia Commission for Indian Medicine and Homoeopathy; 2000 (https://pcimh.gov.in/show_content.php?lang=1&level=1&ls_id=56&lid=54).
- Ayurvedic pharmacopoeia of India. Ghaziabad: Pharmacopoeia Commission for Indian Medicine and Homoeopathy; 1986 (https://pcimh.gov.in/show_content.php?lang=1&level=1&ls_id=56&lid=54).
- Behere DB, editor. Definitional Dictionary of Surgical Terms. New Delhi: Commission for Scientific and Technical Terminology; 2004.
- Benchmarks for training of traditional, complementary, and alternative medicine: WHO benchmarks for the training of Ayurveda. Geneva: World Health Organization; 2022. (https://apps.who.int/iris/handle/10665/351480).
- Benchmarks for practice of traditional, complementary, and alternative medicine: WHO benchmarks for the practice of Ayurveda. Geneva: World Health Organization; 2022. (https://apps.who.int/iris/handle/10665/351475).
- Chandramurthy PH. Rasasastra. Varanasi: Choukambha Sanskrit Series Office; 2017.
- Chunekar KC, editor. Bhavaprakas Nighantu with Hindi commentary. Varanasi: Chaukhamba Bharati Academy (reprint); 2002.
- G. Das, translator. Bhaishajyaratnavali. Varanasi : Chaukambha Sanskrit Sansthan (1st edition); 2006.
- Glossary of Ayurveda. New Delhi: Commission for Scientific and Technical Terminology; 2012.
- Goud DS, editor. Parishadyam Shabdartha Shariram. Nagpur: Baidyanath Ayurveda Bhawan Limited (2nd edition); 1979.
- Joshi D. Rasa Sastra. Trivandrum: Publication Division Ayurveda College (1st edition); 1986.
- Kamat SD. Studies on Medicinal Plans and Drugs in Bhavaprakasha Nighantu, Vol. 2. New Delhi: Chaukhamba Sanskrit Pratishthan; 2018.
- Kulkarni DA, commentator. Rasaratna Samuchaya by Vagbhatacharya, Commentary Vijnanabodhini. Delhi: Meharchand Lachhman Das, Oriental Book Sellers and Publishers (2nd edition); 1969.
- Kunte AM, Navare KS, Shastri H, editors. Vagbhata's Aṣṭāṅga hṛdayam, with Arunadatta's Sarvangasundara interpretation

and Hemadri's Ayurveda rasāyana commentary. Mumbai: Panduranga Javaji; 1938.

- Lanman CR, editor. Atharvaveda Samhita. Massachusetts: Harvard University; 1905.
- Mishra GS, commentator. Ayurveda Prakasha of Madhava Acharya. Varanasi: Chaukhambha Bharati Academy (reprint); 2007.
- Misra B, commenator. Bhava Prakasha of Bhavamisra with Vidyotini (Hindi) Commentary, Parts I and II. Varanasi: Chawkhamba Sanskrit Sansthan (5th edition); 2003.
- Murthy KRS, translator. Susruta Samhita (3 vols.). Varanasi: Chaukhamba Orientalia Varanasi; 2017.
- Nagarjuna B. Rasa Vaiseshika Sutra. Kerala: TVM Publications Govt.; 1976.
- Rajeshwaradattashastri, editor. Bhaiṣajya-ratnāvali of Govindadasa with Vidyotini Hindi commentary by Kaviraj Ambikadatta Shastri – XIII edition. Varanasi: Chowkhamba Sanskrit Series Office; 1997.
- Sadasiva Sastri PH, editor. Astanga Hrdaya with the commentaries, Sarvangasundara of Arunadatta and Ayurveda Rasayana of Hemadri. Varanasi: Chaukhamba Orientalia (reprint); 2007.
- Śāraṅgadhara-saṃhitā: translated by KR Srikantha Murthy. Varanasi: Chaukhambha Orientalia; 2016.
- Sashtri K, Chaturvedi G. Caraka Samhita – "Vidyotini" Hindi Commentary. Varanasi: Chaukhambha Bharti Academy (reprint); 2001.
- Sastri A, translator. Susruta Samhita (Parts I and II). Varanasi: Chaukhamba Sanskrit Sansthana (13th edition); 2002.
- Sharma PV, editor. Caraka Samhita. Varanasi: Chaukhambha Orientalia (7th edition); 2001.
- Sharma PV, editor. Dravyaguna vijnana, Vols. 1 and 2. Varanasi: Chaukhambha Bharati Academy (9th edition); 1993.
- Sharma R, Dash B, editors. Caraka Samhita - Vol. 1–6. Varanasi; Chowkhambha Sanskrit Series Office (3rd edition); 2002.
- Sharma S. Rasatarangini. Varanasi: Motilal Banarasidas (10th edition); 1975.
- Thaker VJ. Purusa Vichaya. Jamnagar: Gujarat Ayurvedic University Press; 1981.
- Trikamji J, commenator. Susruta Samhita - Nibandhasangraha Commentary of Shri Dalhanacarya. Varanasi: Chaukhamba Orientalia (revised edition); 2008.
- Trikamji J, editor. Caraka Samhita - Ayurveda Dipika Commentary of Cakrapanidatta. Varanasi: Chaukhamba Sanskrit Sansthana (5th edition); 2007.
- Two-way communication mechanism between T&CM practitioners and registered medical practitioners (RMPs) in Ministry of Health (MoH) hospitals. Putrajaya: Ministry of Health

Malaysia; 2020 (https://tcm.moh.gov.my/en/upload/garispanduan/mekanisma-dua-hala.pdf).

- Vaidya BG. Nighantu Adarsa. Varanasi: Chaukhambha Vidyabhavan (1st edition); 1968.
- Vidyanath R. Sahasrayogam: text with English translation – vol. 18. Varanasi: Chowkhamba Sanskrit Series Office; 2006.
- Vidyasagara PJ, editor. Chakrapanidatta's Chakradatta, second edition. Kolkata: Saraswathi Press; 1888.
- Vijayarakshita and Srikanthadatta, commentators. Madhava Nidana with Madhukosa. Varanasi: Chaukhambha Sanskrit Sansthana (30th edition); 2000.
- WHO international standard terminologies on traditional medicine in the Western Pacific Region. Manila: WHO Regional Office for the Western Pacific; 2007 (https://apps.who.int/iris/handle/10665/206952).

Dictionaries

- Apte VS. Sanskrit-Hindi Dictionary. Puna: Prasad Prakashan; 1965.
- Apte VS. The Students' Sanskrit-English Dictionary. New Delhi: Motilal Banarasidas Publishers (2nd edition); 2000.
- Bhattacarya T. Vacaspatyam (Brhat Sanskrtabhidhanam), Vols. 1 – 5. Varanasi: Choukhamba Sanskrit Series Office; 1962.
- Joshi VS, Joshi NH, editors. Ayurvediya Sabdakosa, Sanskrit – in Sanskrit-Marathi Dictionary, Vols. I-II. Bombay: Maharastra Rajya Sahitya Ani Sanskrit Mandal; 1968.
- Kanta Deva RR. Sabdakalpadruma. Varanasi: Chaukhambha Sanskrit Series Office; 1967.
- Monier-Williams M. A Sanskrit-English Dictionary. Oxford: Oxford University Press; 1899.
- Oka KG, editor. Namalinganusasana (Amarakosha) of Amarsimha with Amarakoshodgharana commentary of Kshirasvamin. Poona: D.G. Khandekar; 1913.

Websites

- Bhavaprakasha nighantu. Delhi: Central Council for Research in Ayurveda and Siddha (https://niimh.nic.in/ebooks/e-Nighantu/bhavaprakashanighantu/?mod=read).
- Caraka saṃhitā. Delhi: Central Council for Research in Ayurveda and Siddha (https://niimh.nic.in/ebooks/ecaraka/index.php).
- Charak Samhita new edition. Jamnagar: Charak Samhita Research, Training and Skill Development Centre (https://www.carakasamhitaonline.com/index.php?title=Main_Page).
- Government of India, Ministry of AYUSH: Namaste portal – National AYUSH morbidity and standardized terminologies electronic portal; 2017 (http://namstp.ayush.gov.in).

- Madanapala nighantu. Delhi: Central Council for Research in Ayurveda and Siddha (https://niimh.nic.in/ebooks/e-Nighantu/madanapalanighantu/?mod=read).
- Madhava nidāna. Delhi: Central Council for Research in Ayurveda and Siddha (https://niimh.nic.in/ebooks/madhavanidana/)
- Sanskrit-English-Sanskrit dictionary (https://www.learnsanskrit.cc).
- Suśruta saṃhitā. Delhi: Central Council for Research in Ayurveda and Siddha (https://niimh.nic.in/ebooks/esushruta/index.php).
- WHO-APW Project. Standardization of non-clinical terminologies of Ayurveda. Jaipur: National Institute of Ayurveda. (https://nia.nic.in/pdf/TERMINOLOGIES.pdf)

Annex 1. Information on transliteration followed in this document

* For transliteration, this document has used the International Alphabet of Sanskrit Transliteration (IAST) scheme. The following Sanskrit letters have been transliterated with diacritical marks as indicated against each:

Velar		Palatal		Retroflex		Dental		Labial	
अ a	आ ā	इ i	ई ī	ऋ ṛ	ॠ ṝ	ऌ ḷ	ॡ ḹ	उ u	ऊ ū
क ka		च ca		ट ṭa		त ta		प pa	
ख kha		छ cha		ठ ṭha		थ tha		फ pha	
ग ga		ज ja		ड ḍa		द da		ब ba	
घ gha		झ jha		ढ ḍha		ध dha		भ bha	
ङ ṅa		ञ ña		ण ṇa		न na		म ma	
		य ya		र ra		ल la		व va	
ह ha		श śa		ष ṣa		स sa			

Anusvāra	Visarga
◌ं ṃ	◌ः ḥ

Annex 2. Index of transliterated Ayurveda terms

Sanskrit term in IAST*	Term ID	Sanskrit term
abhaktam	ITA-6.2.7.2	अभक्तम्
abhāvaḥ	ITA-1.9.7.1	अभावः
abheṣajam	ITA-9.1.30	अभेषजम्
abhighāta-virecanavyāpat	ITA-5.76.67	अभिघात-विरेचनव्यापत्
abhighātaja-arocakaḥ	ITA-5.22.6	अभिघातज-अरोचकः
abhighātaja-liṅganāśaḥ	ITA-5.66.37	अभिघातज-लिङ्गनाशः
abhighātaja-oṣṭhaprakopaḥ	ITA-5.63.10	अभिघातज-ओष्ठप्रकोपः
abhighātajaśophaḥ	ITA-5.44.7	अभिघातजशोफः
abhighātajavraṇaśophaḥ	ITA-5.53.7	अभिघातजव्रणशोफः
abhiṣyandaḥ	ITA-5.66.2	अभिष्यन्दः
abhiṣyandi	ITA-6.2.6.47	अभिष्यन्दि
abhrakam	ITA-7.2.2.2	अभ्रकम्
abhukta bhaktasya anuvāsanasya vyāpadaḥ	ITA-5.76.120	अभुक्तभक्तस्य अनुवासनस्य व्यापदः
abhukte ca praṇītasya sneha basti vyāpad	ITA-5.76.131	अभुक्ते च प्रणीतस्य स्नेह बस्ति व्यापद्
abhyaṅgaḥ	ITA-9.2.12	अभ्यङ्गः
abhyaṅgakarma (vraṇacikitsā)	ITA-9.6.123	अभ्यङ्गकर्म (व्रणचिकित्सा)
ābhyantara-kṛmiḥ	ITA-5.13.4	आभ्यन्तर-कृमिः

Sanskrit term in IAST*	Term ID	Sanskrit term
ābhyantarahetuḥ	ITA-4.4.6	आभ्यन्तरहेतुः
ābhyantarasnehaḥ	ITA-9.2.5	आभ्यन्तरस्नेहः
abhyanujñā	ITA-1.7.7	अभ्यनुज्ञा
abhyāsaḥ	ITA-1.9.4.4.11	अभ्यासः
abhyavaharaṇa-śaktiḥ	ITA-2.6.28	अभ्यवहरणशक्तिः
abrahmacharyam	ITA-10.2.13	अब्रह्मचर्यम्
abudhnavraṇaḥ	ITA-5.76.234	अबुध्नव्रणः
ācārarasāyanam	ITA-9.8.7	आचाररसायनम्
ācārarasāyanam	ITA-10.3.8	आचाररसायनम्
acchasnehaḥ	ITA-9.2.7	अच्छस्नेहः
acetana-dravyam	ITA-1.9.3.7.16	अचेतन-द्रव्यम्
ācūṣaṇakarma	ITA-9.6.32	आचूषणकर्म
ācūṣaṇakarma	ITA-9.6.216	आचूषणकर्म
adhaḥkāyaḥ	ITA-3.1.19	अधःकायः
adhaḥkṣipta-sandhimuktam	ITA-5.55.6	अधःक्षिप्त-सन्धिमुक्तम्
adhaḥpātanam	ITA-7.2.10	अधःपातनम्
adhaḥsrotaḥ	ITA-2.5.5	अधःस्रोतः
āḍhakam	ITA-7.1.4.14	आढकम्

Sanskrit term in IAST*	Term ID	Sanskrit term
adharagudam	ITA.3.11.29	अधरगुदम्
adharaḥ	ITA-3.2.4.7	अधरः
ādhāraḥ	ITA-3.13.71	आधारः
adharamārgaḥ	ITA.3.11.30	अधरमार्गः
adhāraṇīya-vegaḥ	ITA-2.7.3	अधारणीयवेगः
adharatrikam	ITA-3.7.26	अधरत्रिकम्
adharauṣṭhaḥ	ITA-3.2.4.7	अधरौष्ठः
ādhibhautikarogaḥ	ITA-4.2.21	आधिभौतिकरोगः
ādhidaivikarogaḥ	ITA-4.2.25	आधिदैविकरोगः
adhijihvā	ITA-5.63.36	अधिजिह्वा
adhijihvikā	ITA-3.2.4.27	अधिजिह्विका
adhikaraṇam	ITA-1.6.4	अधिकरणम्
adhimāṃsaḥ	ITA-5.63.20	अधिमांसः
adhimāṃsajārma	ITA-5.66.50	अधिमांसजार्म
adhimanthaḥ	ITA-5.66.7	अधिमन्थः
adhipatiḥ (marma)	ITA-3.16.23	अधिपतिः (मर्म)
ādhmānabastivyāpat	ITA-5.76.89	आध्मानबस्तिव्यापत्
ādhmānam	ITA-5.2.1.53	आध्मानम्
ādhmānam	ITA-5.36.1	आध्मानम्
ādhmānam-vamanavyāpat	ITA-5.76.41	आध्मानम्-वमनव्यापत्

Sanskrit term in IAST*	Term ID	Sanskrit term
ādhmānavirecanavyāpat	ITA-5.76.72	आध्मानविरेचनव्यापत्
ādhmāta-virecanavyāpat	ITA-5.76.65	आध्मात-विरेचनव्यापत्
adhobhaktaḥ	ITA-6.2.7.5	अधोभक्तः
adhoga-amlapittam	ITA-5.33.3	अधोग-अम्लपित्तम्
adhogaraktapitta-virecanavyāpat	ITA-5.76.59	अधोगरक्तपित्त-विरेचनव्यापत्
adhovātavegarodhaḥ	ITA-5.75.9	अधोवातवेगरोधः
adhruṣaḥ	ITA-5.63.41	अध्रुषः
adhvajanyarājayakṣmā	ITA-5.17.9	अध्वजन्यराजयक्ष्मा
adhyarbudaḥ	ITA-5.50.4	अध्यर्बुदः
ādhyātmika	ITA-1.9.3.2.7	आध्यात्मिक
ādhyātmikarogaḥ	ITA-4.2.11	आध्यात्मिकरोगः
ādibalapravṛttarogaḥ	ITA-4.2.12	आदिबलप्रवृत्तरोगः
ādityapāka	ITA-7.2.1.13	आदित्यपाक
adravyabhūtacikitsā	ITA-9.1.61	अद्रव्यभूतचिकित्सा
adṛṣṭam	ITA-1.9.3.2.13	अदृष्टम्
agadaḥ	ITA-6.2.6.37	अगदः
agadatantram	ITA-9.7.1	अगदतन्त्रम्
āgantu kṣavathuḥ	ITA-5.65.7	आगन्तु क्षवथुः
āgantujachardiḥ	ITA-5.23.6	आगन्तुजछर्दिः
āgantujajvaraḥ	ITA-5.6.13	आगन्तुजज्वरः

Sanskrit term in IAST*	Term ID	Sanskrit term
āgantujavraṇaḥ	ITA-5.54.11	आगन्तुजव्रणः
āgantukaśalyam	ITA-9.6.197	आगन्तुकशल्यम्
āgatiḥ	ITA-4.5.16	आगतिः
āgneya-dravyātiyogaḥ	ITA-5.74.8	आग्नेय-द्रव्यातियोगः
āgneyarasaḥ	ITA-6.2.1.17	आग्नेयरसः
āgneyarogaḥ	ITA-4.2.8	आग्नेयरोगः
agni-atidagdhaḥ	ITA-5.76.226	अग्नि-अतिदग्धः
agnidāhajavisarpaḥ	ITA-5.60.6	अग्निदाहजविसर्पः
agniḥ	ITA-2.6.1	अग्निः
agnikarma	ITA-9.6.93	अग्निकर्म
agnikarma (viṣopakramaḥ)	ITA-9.7.27	अग्निकर्म (विषोपक्रमः)
agnikarma (vraṇacikitsā)	ITA-9.6.158	अग्निकर्म (व्रणचिकित्सा)
agnikarma-apacāraḥ	ITA-5.76.224	अग्निकर्म-अपचारः
agnirohiṇī	ITA-5.62.16	अग्निरोहिणी
agnisiddhaḥ	ITA-8.3.1	अग्निसिद्धः
agnisthānam	ITA.3.11.34	अग्निस्थानम्
agnisvedaḥ	ITA-9.2.39	अग्निस्वेदः
agnivibhramaḥ	ITA-5.76.225	अग्निविभ्रमः
agnivisarpaḥ	ITA-5.60.6	अग्निविसर्पः
agnyadhiṣṭhānam	ITA.3.11.34	अग्न्याधिष्ठानम्

Sanskrit term in IAST*	Term ID	Sanskrit term
agnyāśayaḥ	ITA.3.11.35	अग्न्याशयः
agranāsikā	ITA-3.2.2.2	अग्रनासिका
agraparva	ITA-3.8.20	अग्रपर्व
agropaharaṇīyaḥ	ITA-9.6.3	अग्रोपहरणीयः
agryasaṅgrahaḥ	ITA-6.1.13	अग्र्यसङ्ग्रहः
ahaṅkāraḥ	ITA-1.9.3.3.24	अहङ्कारः
āhāradravyayojanam	ITA-9.1.28	आहारद्रव्ययोजनम्
āhāraḥ	ITA-8.1.2	आहारः
āhāraḥ	ITA-10.2.2	आहारः
āhāraḥ (vraṇacikitsā)	ITA-9.6.178	आहारः (व्रणचिकित्सा)
āhārakalpanā	ITA-8.1.1	आहारकल्पना
āhāramithyāyogaḥ	ITA-5.74.4	आहारमिथ्यायोगः
āharaṇakarma	ITA-9.6.26	आहरणकर्म
āharaṇakarma	ITA-9.6.137	आहरणकर्म
āharaṇam	ITA-9.6.69	आहरणम्
āhārapariṇāmakarabhāvaḥ	ITA-10.2.4	आहारपरिणामकरभावः
āhārarasaḥ	ITA-2.6.22	आहाररसः
āhārasvarūpabhedaḥ	ITA-8.1.6	आहारस्वरूपभेदः
āhārātiyogaḥ	ITA-5.74.3	आहारातियोगः
āhāravaiṣamyam	ITA-5.74.1	आहारवैषम्यम्

Sanskrit term in IAST*	Term ID	Sanskrit term
āhāravargaḥ	ITA-8.2.1	आहारवर्गः
āhāravidhiviśeṣāyatanam	ITA-10.2.3	आहारविधिविशेषायतनम्
āhārayogivargaḥ	ITA-8.2.12	आहारयोगिवर्गः
aharṣaṇam	ITA-9.9.14	अहर्षणम्
āhārya	ITA-9.5.48	आहार्यः
āhavaḥ	ITA-9.2.66	आहवः
ahetuḥ	ITA-1.8.2.3	अहेतुः
ahipūtana	ITA-5.71.7	अहिपूतन
ahipūtanakaḥ	ITA-5.62.39	अहिपूतनकः
ahitāyuḥ	ITA-1.2.3	अहितायुः
ahitebhyoarthebhyomanoni-graha	ITA-9.3.2	अहितेभ्योऽर्थेभ्योमनोनिग्रह
ahorātraḥ	ITA-7.1.4.36	अहोरात्रः
ahṛdyam	ITA-6.2.6.35	अहृद्यम्
ajagallikā	ITA-5.62.2	अजगल्लिका
ajagallikā	ITA-5.71.6	अजगल्लिका
ajakā	ITA-5.66.25	अजका
ājasrikarasāyanam	ITA-9.8.5	आजस्रिकरसायनम्
ajīrṇa-virecanavyāpat	ITA-5.76.62	अजीर्ण-विरेचनव्यापत्
ajīrṇa; atisnigdha; pītasnehānāṃ āsthāpanasya vyāpadaḥ	ITA-5.76.102	अजीर्ण; अतिस्निग्ध; पीतस्नेहानां आस्थापनस्य व्यापदः

Sanskrit term in IAST*	Term ID	Sanskrit term
ajīrṇabhukta bhakte nasya vyāpadaḥ	ITA-5.76.142	अजीर्णभुक्त भक्ते नस्य व्यापदः
ajīrṇam	ITA-5.11.4	अजीर्णम्
akāladhūmapānaḥ	ITA-5.76.161	अकालधूमपानः
akālajarogaḥ	ITA-4.2.36	अकालजरोगः
akālaśayanam	ITA-5.75.4	अकालशयनम्
ākāśaḥ	ITA-1.9.3.1.3	आकाशः
ākasmikarogaḥ	ITA-4.2.33	आकस्मिकरोगः
ākhuviṣaḥ	ITA-5.72.17	आखुविषः
akṛtayūṣaḥ	ITA-8.3.22	अकृतयूषः
ākṛtiḥ	ITA-4.5.5	आकृतिः
akṛtrimaviṣam	ITA-9.7.12	अकृत्रिमविषम
akṣaḥ	ITA-3.13.15	अक्षः
akṣakaḥ	ITA-3.13.15	अक्षकः
akṣakasandhiḥ	ITA-3.13.48	अक्षकसन्धिः
akṣakāsthi	ITA-3.13.15	अक्षकास्थि
akṣam	ITA-3.10.1	अक्षम्
akṣaprasādanam	ITA-6.2.6.36	अक्षप्रसादनम्
akṣaralekhanasaṁskāraḥ	ITA-9.4.35	अक्षरलेखनसंस्कारः
akṣatā	ITA-5.62.17	अक्षता
ākṣepakaḥ	ITA-5.2.1.25	आक्षेपकः

Sanskrit term in IAST*	Term ID	Sanskrit term
akṣi	ITA-3.2.1.1	अक्षि
akṣi-golakam	ITA-3.2.1.2	अक्षि-गोलकम्
akṣigolakatvak	ITA-3.2.1.2	अक्षिगोलकत्वक्
akṣikanīnikā	ITA-3.2.1.9	अक्षिकनीनिका
akṣikoṣaḥ	ITA-3.2.1.4	अक्षिकोशः
akṣikūṭaḥ	ITA-3.2.1.3	अक्षिकूटः
akṣimalaḥ	ITA-2.4.8	अक्षिमलः
akṣīṇabalamāṃsasya raktapittastambhanam	ITA-5.76.15	अक्षीणबलमांसस्य रक्तपित्तस्तम्भनम्
akṣipākaḥ	ITA-5.66.24	अक्षिपाकः
akṣipakṣma	ITA-3.2.1.23	अक्षिपक्ष्म
akṣipakṣma	ITA-3.2.1.23	अक्षिपक्ष्म
akṣiputam	ITA-3.2.1.4	अक्षिपुटम्
akṣivartma	ITA-3.2.1.4	अक्षिवर्त्म
akṣivartmakoṣaḥ	ITA-3.2.1.4	अक्षिवर्त्मकोषः
alābū-avacaraṇam	ITA-9.6.104	अलाबू-अवचरणम्
alajī	ITA-5.66.67	अलजी
alajī-pramehapiḍakā	ITA-5.41.1.6	अलजी-प्रमेहपिडका
alajīśūkarogaḥ	ITA-5.58.3	अलजीशूकरोगः
alarkaviṣaḥ	ITA-5.72.21	अलर्कविषः
alasaḥ	ITA-5.62.24	अलसः

Sanskrit term in IAST*	Term ID	Sanskrit term
alāsaḥ	ITA-5.63.34	अलासः
alasaka-ajīrṇam	ITA-5.11.11	अलसक-अजीर्णम्
alasakakuṣṭhaḥ	ITA-5.59.13	अलसककुष्ठः
alasaka; visūcika; āma prajāta; āmātisāriṇāma āsthāpanasyavyāpadaḥ	ITA-5.76.114	अलसक; विसूचिक; आम प्रजात; आमातिसारिणाम आस्थापनस्यव्यापद
alasakuṣṭhaḥ	ITA-5.59.13	अलसकुष्ठः
ālepaḥ	ITA-9.6.222	आलेपः
ālepakarma (vraṇacikitsā)	ITA-9.6.121	आलेपकर्म (व्रणचिकित्सा)
alikam	ITA-3.2.5	अलिकम्
alobhaḥ	ITA-1.9.3.3.32	अलोभः
ālocaka-pittam	ITA-2.1.2.4	आलोचकपित्तम्
alpapravṛttaraktaḥ	ITA-5.76.211	अल्पप्रवृत्तरक्तः
alpaśukratā	ITA-9.9.12	अल्पशुक्रता
āma	ITA-4.6.2	आम
āmajajvaraḥ	ITA-5.6.37	आमजज्वरः
āmajatṛṣṇā	ITA-5.24.8	आमजतृष्णा
āmājīrṇam	ITA-5.11.7	आमाजीर्णम्
āmapakvāśayaḥ	ITA.3.11.25	आमपक्वाशयः
amarā	ITA-3.17.4	अमरा
āmāśayagatavātaḥ	ITA-5.2.1.12	आमाशयगतवातः

Sanskrit term in IAST*	Term ID	Sanskrit term
āmāśayaḥ	ITA.3.11.22	आमाशयः
āmāśayasamuttharogaḥ	ITA-4.2.19	आमाशयसमुत्थरोगः
āmāśayastha-rudhiraḥ	ITA-5.73.16	आमाशयस्थ-रुधिरः
āmaśophaḥ	ITA-5.73.11	आमशोफः
āmaśūlaḥ	ITA-5.34.6	आमशूलः
āmātisāraḥ	ITA-5.7.6	आमातिसारः
āmātisārasaṅgrahaḥ	ITA-5.76.13	आमातिसारसङ्ग्रहः
āmāvastha	ITA-4.6.2	आमावस्था
āmavātaḥ	ITA-5.32.1	आमवातः
āmayaḥ	ITA-4.2.1	आमयः
ambu	ITA-8.2.35	अम्बु
ambumārgaḥ	ITA-2.5.8	अम्बुमार्गः
ambuvahasrotas	ITA-2.5.8	अम्बुवहस्रोतः
ambuvargaḥ	ITA-8.2.34	अम्बुवर्गः
amla avasthāpākaḥ	ITA-2.6.24	अम्लावस्थापाकः
amla-rasaḥ	ITA-6.2.1.4	अम्ल-रसः
amlādhyuṣitaḥ	ITA-5.66.18	अम्लाध्युषितः
amlamehaḥ	ITA-5.41.24	अम्लमेहः
amlapittam	ITA-5.33.1	अम्लपित्तम्
amlarasātiyogaḥ	ITA-5.74.16	अम्लरसातियोगः

Sanskrit term in IAST*	Term ID	Sanskrit term
amlaskandhaḥ	ITA-6.2.1.5	अम्लस्कन्धः
amlasūpaḥ	ITA-8.3.26	अम्लसूपः
amloṣitaḥ	ITA-5.66.18	अम्लोषितः
amṛtīkaraṇam	ITA-7.2.1.4	अमृतीकरणम्
aṃsabandhanam	ITA-3.3.11	अंसबन्धनम्
aṃsadeśaḥ	ITA-3.3.13	अंसदेशः
aṃsaḥ	ITA-3.3.6	अंसः
aṃsakūṭaḥ	ITA-3.3.8	अंसकूटः
aṃsamūlam	ITA-3.3.12	अंसमूलम्
aṃsaphalakaḥ	ITA-3.13.16	अंसफलकः
aṃsaphalakam (marma)	ITA-3.16.48	अंसफलकम् (मर्म)
aṃsapiṇḍaḥ	ITA-3.3.10	अंसपिण्डः
aṃsapiṇḍikā	ITA-3.3.9	अंसपिण्डिका
aṃsapīṭham	ITA-3.3.7	अंसपीठम्
aṃsasandhiḥ	ITA-3.13.49	अंससन्धिः
aṃsaśoṣaḥ	ITA-5.2.1.47	अंसशोषः
amūrtadravyam	ITA-1.9.3.6.1	अमूर्तद्रव्यम्
anādi	ITA-1.9.3.2.16	अनादि
anāgatavekṣaṇam	ITA-1.6.5	अनागतवेक्षणम्
ānāhaḥ	ITA-5.2.1.53	आनाहः

Sanskrit term in IAST*	Term ID	Sanskrit term
ānāhaḥ	ITA-5.36.1	आनाहः
anāmikā	ITA-3.8.29	अनामिका
anamlasūpaḥ	ITA-8.3.27	अनम्लसूपः
ānanam	ITA-3.2.4.3	आननम्
anannam	ITA-6.2.7.2	अनन्नम्
anantavātaḥ	ITA-5.67.8	अनन्तवातः
ananuyojyam	ITA-1.7.4	अननुयोज्यम्
anaujasyam	ITA-6.2.6.63	अनौजस्यम्
anavabaddhaśalyam	ITA-9.6.201	अनवबद्धशल्यम्
anavabaddhaśalyoddharaṇa-hetuḥ	ITA-9.6.203	अनवबद्धशल्योद्धरणहेतुः
anāyuṣyam	ITA-6.2.6.61	अनायुष्यम्
āñchanakarma	ITA-9.6.27	आञ्छनकर्म
aṇḍaḥ	ITA-3.6.15	अण्डः
aṇḍajaḥ	ITA-1.9.3.7.13	अण्डजः
aṇḍakoṣaḥ	ITA-3.6.15	अण्डकोषः
andhapūtanāgrahaḥ	ITA-5.71.13	अन्धपूतनाग्रहः
anekāntaḥ	ITA-1.6.7	अनेकान्तः
aṅga-pradeśaḥ	ITA-3.1.16	अङ्ग-प्रदेशः
aṅgaḥ	ITA-3.1.6	अङ्गः
aṅgajam	ITA-3.10.1.10	अङ्गजम्

Sanskrit term in IAST*	Term ID	Sanskrit term
aṅgārtibastivyāpat	ITA-5.76.95	अङ्गार्तिबस्तिव्यापत्
aṅgulaḥ	ITA-7.1.4.24	अङ्गुलः
aṅgulāsthi	ITA-3.13.34	अङ्गुलास्थि
aṅguligranthiḥ	ITA-3.8.21	अङ्गुलिग्रन्थिः
aṅguliḥ	ITA-3.8.18	अङ्गुलिः
aṅguliparva	ITA-3.8.19	अङ्गुलिपर्व
angulyagram	ITA-3.8.22	अङ्गुल्यग्रम्
aṅguṣṭhaḥ	ITA-3.8.23	अङ्गुष्टः
aṅguṣṭhamūlam	ITA-3.8.24	अङ्गुष्टमूलम्
aṅguṣṭhodaram	ITA-3.8.25	अङ्गुष्टोदरम्
āṇi (marma)	ITA-3.16.40	आणि (मर्म)
anilāyanam	ITA-2.5.3	अनिलायनम्
anilāyanam	ITA-3.2.4.38	अनिलायनम्
animittajanya-dṛṣṭigatarogaḥ	ITA-5.66.46	अनिमित्तजन्य-दृष्टिगतरोगः
aninditaśalākā	ITA-9.5.5	अनिन्दितशलाका
anirdeśyarasaḥ	ITA-6.2.1.15	अनिर्देश्यरसः
anityam	ITA-1.9.3.3.6	अनित्यम्
añjana-apacāraḥ	ITA-5.76.173	अञ्जन-अपचारः
añjanam	ITA-7.2.3.8	अञ्जनम्
añjanam	ITA-9.5.27	अञ्जनम्

Sanskrit term in IAST*	Term ID	Sanskrit term
añjanam (viṣopakramaḥ)	ITA-9.7.35	अञ्जनम् (विषोपक्रमः)
añjanamithyāyogaḥ	ITA-5.76.174	अञ्जनमिथ्यायोगः
añjananāmikā	ITA-5.66.76	अञ्जननामिका
añjanātiyogaḥ	ITA-5.76.175	अञ्जनातियोगः
annādaḥ	ITA-9.4.8	अन्नादः
annādau	ITA-6.2.7.3	अन्नादौ
annadravaśūlaḥ	ITA-5.34.13	अन्नद्रवशूलः
annajāhikkā	ITA-5.19.2	अन्नजाहिक्का
annalepana	ITA-9.2.35	अन्नलेपन
annamārgaḥ	ITA.3.11.45	अन्नमार्गः
annaprāśanasaṁskāraḥ	ITA-9.4.33	अन्नप्राशनसंस्कारः
annasampuṭam	ITA.3.11.22	अन्नसंपुटम्
annāśayaḥ	ITA.3.11.22	अन्नाशयः
annāśī	ITA-9.4.8	अन्नाशी
annavahasrotas	ITA-2.5.9	अन्नवहस्रोतः
annavahasrotoduṣṭiḥ	ITA-5.5.4	अन्नवहस्रोतोदुष्टिः
annavahasrotoviddhaḥ	ITA-5.73.25	अन्नवहस्रोतोविद्धः
anṛtau durdine nasya vyāpadaḥ	ITA-5.76.155	अनृतौ दुर्दिने नस्य व्यापदः
antaḥ	ITA-3.2.1.6	अन्तः
antaḥkaraṇam	ITA-1.9.3.3.34	अन्तःकरणम्

Sanskrit term in IAST*	Term ID	Sanskrit term
antaḥkoṣṭhaḥ	ITA.3.11.1	अन्तःकोष्ठः
antaḥkukṣiḥ	ITA-3.5.2	अन्तःकुक्षिः
antaḥpuṣpam	ITA-2.3.3	अन्तः पुष्पम्
antarabhaktam	ITA-6.2.7.12	अन्तरभक्तम्
antarādhiḥ	ITA-3.3.5	अन्तराधिः
Antarbahirvibhāgaḥ	ITA-2.6.34	अन्तर्बहिर्विभागः
antargalaḥ	ITA-3.2.4.36	अन्तर्गलः
āntarikṣa-jalam	ITA-8.2.36	आन्तरिक्ष-जलम्
āntarikṣa-udakam	ITA-8.2.36	आन्तरिक्ष-उदकम्
antarmukhaśastram	ITA-9.6.54	अन्तर्मुखशस्त्रम्
antarmukhasrotaḥ	ITA-2.5.4	अन्तर्मुखस्रोतः
antarvegajvaraḥ	ITA-5.6.35	अन्तर्वेगज्वरः
antaścetana	ITA-1.9.3.2.24	अन्तश्चेतन
antaścetanaḥ	ITA-1.9.3.7.3	अन्तश्चेतनः
antra-vṛddhiḥ	ITA-5.46.1	अन्त्र-वृद्धिः
antrādaḥ	ITA-5.13.5	अन्त्रादः
āntrālajī	ITA-5.62.4	आन्त्रालजी
antram	ITA.3.11.26	अन्त्रम्
āntram	ITA.3.11.26	आन्त्रम्
antrāśayaḥ	ITA.3.11.31	अन्त्राशयः

Sanskrit term in IAST*	Term ID	Sanskrit term
anubandha	ITA-1.11.1	अनुबन्ध
anubandhaḥ	ITA-1.2.1	अनुबन्धः
anubandhaḥ	ITA-1.11.7	अनुबन्धः
anubandhaḥ	ITA-4.4.17	अनुबन्धः
anubandhyaḥ	ITA-4.4.16	अनुबन्ध्यः
anulōmanam	ITA-6.2.6.11	अनुलोमनम्
anumānam	ITA-1.8.2.1	अनुमानम्
anumataḥ	ITA-1.6.6	अनुमतः
anumitiḥ	ITA-1.8.2.2	अनुमितिः
anupakrama	ITA-4.8.28	अनुपक्रम
anupānam	ITA-7.1.1.1	अनुपानम्
anupaśayaḥ	ITA-4.5.15	अनुपशयः
anurasaḥ	ITA-6.2.1.14	अनुरसः
anuśastram	ITA-9.6.88	अनुशस्त्रम्
anuśastravisrāvaṇam	ITA-9.6.101	अनुशस्त्रविस्रावणम्
anuśayī	ITA-5.62.19	अनुशयी
aṇutva	ITA-1.9.3.3.3	अणुत्व
anuvāsana mityāyogaḥ	ITA-5.76.119	अनुवासनमिथ्यायोगः
anuvāsana/ sneha basti karma cikitsāpacāra, sneha basti vyāpad	ITA-5.76.116	अनुवासन/स्नेह बस्ति कर्मचिकित्सापचार, स्नेहबस्ति व्यापद
anuvāsanabastiḥ	ITA-9.2.72	अनुवासनबस्तिः

Sanskrit term in IAST*	Term ID	Sanskrit term
anuvāsanātiyoga	ITA-5.76.117	अनुवासनातियोग
anuvāsanavastyayoga	ITA-5.76.118	अनुवासनवस्त्ययोग
anuvāsitasya nasya vyāpadaḥ	ITA-5.76.152	अनुवासितस्य नस्य व्यापदः
anuvellitabandhaḥ	ITA-9.6.184	अनुवेल्लितबन्धः
anuyogaḥ	ITA-1.7.5	अनुयोगः
anuyojyam	ITA-1.7.6	अनुयोज्यम्
aṇvasthi	ITA-2.2.12	अण्वस्थि
aṇvasthi	ITA-3.13.3	अण्वस्थि
anyadhātūpahitaśukradoṣaḥ	ITA-9.9.10	अन्यधातूपहितशुक्रदोषः
anyatovātaḥ	ITA-5.66.17	अन्यतोवातः
anyedyuṣkaviṣamajvaraḥ	ITA-5.6.17	अन्येद्युष्कविषमज्वरः
anyonyābhāvaḥ	ITA-1.9.7.5	अन्योन्याभावः
apacī	ITA-5.48.2	अपची
apadeśaḥ	ITA-1.6.8	अपदेशः
āpaḥ	ITA-8.2.35	आपः
apakarṣaṇam	ITA-9.1.54	अपकर्षणम्
apalāpaḥ (marma)	ITA-3.16.28	अपलापः (मर्म)
apānaḥ	ITA-2.1.1.6	अपानः
apānavātakopaḥ	ITA-5.2.1.7	अपानवातकोपः
apāṅgadeśaḥ	ITA-3.2.1.8	अपाङ्गदेशः

Sanskrit term in IAST*	Term ID	Sanskrit term
apāṅgaḥ	ITA-3.2.1.7	अपाङ्गः
apāṅgasandhiḥ	ITA-3.2.1.7	अपाङ्गसन्धिः
aparā	ITA-3.17.4	अपरा
aparatvam	ITA-1.9.4.4.3	अपरत्वम्
aparihārasevanam	ITA-5.76.191	अपरिहारसेवनम्
apariklinnavartma	ITA-5.66.83	अपरिक्लिन्नवर्त्म
apasmāraḥ	ITA-5.29.1	अपस्मारः
apastambhaḥ (marma)	ITA-3.16.29	अपस्तम्भः (मर्म)
apatānakaḥ	ITA-5.2.1.28	अपतानकः
apatantrakaḥ	ITA-5.2.1.27	अपतन्त्रकः
apatarpaṇakarma (vraṇacikitsā)	ITA-9.6.120	अपतर्पणकर्म (व्रणचिकित्सा)
apatarpaṇam	ITA-9.1.41	अपतर्पणम्
apathyam	ITA-8.1.4	अपथ्यम्
apatyamārgaḥ	ITA-3.6.1	अपत्यमार्गः
apatyapathaḥ	ITA-3.6.1	अपत्यपथः
apavargaḥ	ITA-1.6.9	अपवर्गः
apīnasaḥ	ITA-5.65.2	अपीनसः
apraharṣaṇam	ITA-9.9.11	अप्रहर्षणम्
āptopadeśaḥ	ITA-1.8.3.1	आप्तोपदेशः
apunarbhava	ITA-7.2.1.8	अपुनर्भव

Sanskrit term in IAST*	Term ID	Sanskrit term
apūpaḥ	ITA-8.3.30	अपूपः
ārāśastram	ITA-9.6.58	आराशस्त्रम्
aratniḥ	ITA-3.8.8	अरत्निः
aratniḥ	ITA-7.1.4.26	अरत्निः
arbudaḥ	ITA-5.50.1	अर्बुदः
ardhacandramaṇḍalavat-chedaḥ	ITA-9.6.79	अर्धचन्द्रमण्डलवत्-छेदः
ardhadhāraśastram	ITA-9.6.49	अर्धधारशस्त्रम्
ardhakapāṭasandhika	ITA-9.5.52	अर्धकपाटसन्धिकः
ardhāvabhedakaḥ	ITA-5.67.9	अर्धावभेदकः
arditaḥ	ITA-5.2.1.33	अर्दितः
ariṣṭa-bandhanam (viṣopakramaḥ)	ITA-9.7.23	अरिष्ट-बन्धनम् (विषोपक्रमः)
ariṣṭalakṣaṇam	ITA-4.5.29	अरिष्टलक्षणम्
arjunaḥ	ITA-5.66.53	अर्जुनः
arkayantram	ITA-7.1.3.2	अर्कयन्त्रम्
arocakaḥ	ITA-5.22.1	अरोचकः
arocakārtasya anuvāsanasya vyāpadaḥ	ITA-5.76.123	अरोचकार्तस्य अनुवासनस्य व्यापदः
ārogyam	ITA-10.1.2	आरोग्यम्
arśaḥ	ITA-5.10.1	अर्शः

Sanskrit term in IAST*	Term ID	Sanskrit term
arśasasya anuvāsanasya vyāpadaḥ	ITA-5.76.122	अर्शसस्य अनुवासनस्य व्यापदः
arśovartma	ITA-5.66.74	अर्शोवर्त्म
ārtasyaroganut	ITA-9.1.37	आर्तस्यरोगनुत्
ārtavajananam	ITA-6.2.6.25	आर्तवजननम्
ārtavakṣayaḥ	ITA-5.3.28	आर्तवक्षयः
ārtavam	ITA-2.3.3	आर्तवम्
ārtavaśoṇitam	ITA-2.3.3	आर्तवशोणितम्
ārtavavaha-srotas	ITA-2.5.18	आर्तववहस्रोतः
ārtavavahasrotoduṣṭiḥ	ITA-5.5.12	आर्तववहस्रोतोदुष्टिः
ārtavavahasrotoviddhaḥ	ITA-5.73.33	आर्तववहस्रोतोविद्धः
ārtavavaiṣamyam	ITA-5.3.27	आर्तववैषम्यम्
ārtavavṛddhiḥ	ITA-5.3.29	आर्तववृद्धिः
arthaḥ	ITA-1.9.4.1.1	अर्थः
arthaḥ	ITA.3.11.4	अर्थः
arthāntaram	ITA-1.7.9	अर्थान्तरम्
arthāpattiḥ	ITA-1.6.10	अर्थापत्तिः
arthaprāptiḥ	ITA-1.7.8	अर्थप्राप्तिः
arthāśrayaḥ	ITA-1.6.37	अर्थाश्रयः
arūṃṣikā	ITA-5.62.27	अरूंशिका
aruṇa-sirā	ITA-3.14.7	अरुणसिरा

Sanskrit term in IAST*	Term ID	Sanskrit term
aruṇakuṣṭhaḥ	ITA-5.59.2	अरुणकुष्ठः
asādhya-koṣṭhabhedaḥ	ITA-5.73.18	असाध्य-कोष्ठभेदः
asādhya-savraṇaśukraḥ	ITA-5.66.22	असाध्य-सव्रणशुक्रः
asādhyarogaḥ	ITA-4.2.41	असाध्यरोगः
asamavāyi-kāraṇam	ITA-1.8.2.31	असमवायि-कारणम्
āsaṅgima	ITA-9.5.46	आसङ्गिमः
āsannaprasavaḥ	ITA-2.9.1.16	आसन्नप्रसवः
aśastrakṛt-rogaḥ	ITA-9.5.12	अशस्त्रकृत्-रोगः
asātmyendriyārthasamyogaḥ	ITA-4.4.10	असात्म्येन्द्रियार्थसंयोगः
āśayaḥ	ITA.3.11.40	आशयः
āśayāpakarṣaḥ	ITA-4.4.18	आशयापकर्षः
āścyotana-apacāraḥ	ITA-5.76.168	आश्च्योतन-अपचारः
āścyotana-ayogaḥ	ITA-5.76.169	आश्च्योतन-अयोगः
āścyotanam	ITA-9.5.23	आश्च्योतनम्
āścyotanātiyogaḥ	ITA-5.76.170	आश्च्योतनातियोगः
āsekyaḥ	ITA-9.9.15	आसेक्यः
aśitam	ITA-8.1.7	अशितम्
aśmaghanasvedaḥ	ITA-9.2.46	अश्मघनस्वेदः
aśmanoḥsaṃghaṭṭanaṃ-karṇayormūle	ITA-9.4.14	अश्मनोःसंघट्टनंकर्णयोर्मूले
aśmarī	ITA-5.40.1	अश्मरी

Sanskrit term in IAST*	Term ID	Sanskrit term
aśmarī-pūrvarūpam	ITA-5.40.2	अश्मरी-पूर्वरूपम्
aśmarījamūtrakṛcchram	ITA-5.39.6	अश्मरीजमूत्रकृच्छ्रम्
aśophapākaḥ	ITA-5.66.13	अशोफपाकः
asraviśodhanaḥ	ITA-6.2.6.66	अस्रविशोधनः
asravisrutiḥ	ITA-9.6.97	अस्रविस्रुतिः
asṛgdaraḥ	ITA-5.68.1	असृग्दरः
asṛgdharā	ITA-3.10.1.3	असृग्धरा
asṛggatavātaḥ	ITA-5.2.1.16	असृग्गतवातः
asṛgvahā	ITA-2.5.12	असृग्वहा
asṛjapūrṇakoṣṭhadāhaḥ	ITA-5.27.5	असृजपूर्णकोष्ठदाहः
aśruḥ	ITA-3.2.1.17	अश्रुः
aśrumārgaḥ	ITA-3.2.1.18	अश्रुमार्गः
aśrunigrahaja-udāvartaḥ	ITA-5.35.9	अश्रुनिग्रहज-उदावर्तः
aśruvāhinī	ITA-3.2.1.19	अश्रुवाहिनी
aśruvegarodhaḥ	ITA-5.75.10	अश्रुवेगरोधः
aṣṭamamāsa-garbha:	ITA-2.9.1.13	अष्टममासगर्भः
Aṣṭāṅgahṛdaya	ITA-1.10.1	अष्टाङ्गहृदय
Aṣṭāṅgasamgraha	ITA-1.10.1	अष्टाङ्गसंग्रह
aṣṭāṅgāyurvedaḥ	ITA-1.4.1	अष्टाङ्गायुर्वेदः
aṣṭasthānaparīkṣā	ITA-4.7.4	अष्टस्थानपरीक्षा

Sanskrit term in IAST*	Term ID	Sanskrit term
aṣṭavidhaśastrakarma	ITA-9.6.63	अष्टविधशस्त्रकर्म
āsthāpanabastiḥ	ITA-9.2.75	आस्थापनबस्तिः
āsthāpanāpacāraḥ	ITA-5.76.98	आस्थापनापचारः
asthi	ITA-3.13.1	अस्थि
asthi-dhātuḥ	ITA-2.2.10	अस्थिधातुः
asthi-sāraḥ	ITA-2.8.1.6	अस्थिसारः
asthidhātugatajvaraḥ	ITA-5.6.32	अस्थिधातुगतज्वरः
asthidhātvagniḥ	ITA-2.6.16	अस्थिधात्वग्निः
asthigata-śalyaḥ	ITA-5.73.8	अस्थिगत-शल्यः
asthigatamasūrikā	ITA-5.61.19	अस्थिगतमसूरिका
asthigatavātaḥ	ITA-5.2.1.19	अस्थिगतवातः
asthijālam	ITA-3.13.70	अस्थिजालम्
asthikhaṇḍaḥ	ITA-3.13.2	अस्थिखण्डः
asthikṣayaḥ	ITA-5.3.19	अस्थिक्षयः
aṣṭhīlikā	ITA-5.58.4	अष्ठीलिका
asthimarma	ITA-3.16.15	अस्थिमर्म
asthipañjaraḥ	ITA-2.2.14	अस्थिपञ्जरः
asthiparva	ITA-2.2.13	अस्थिपर्व
asthisandhayaḥ	ITA-2.2.13	अस्थिसन्धयः
asthisaṅghātaḥ	ITA-3.13.64	अस्थिसङ्घातः

Sanskrit term in IAST*	Term ID	Sanskrit term
asthisāram	ITA-2.2.16	अस्थिसारम्
asthivahasrotas	ITA-2.5.15	अस्थिवहस्रोतः
asthivahasrotoduṣṭiḥ	ITA-5.5.9	अस्थिवहस्रोतोदुष्टिः
asthivahasrotoviddhaḥ	ITA-5.73.31	अस्थिवहस्रोतोविद्धः
asthivaiṣamyam	ITA-5.3.18	अस्थिवैषम्यम्
asthivivaram	ITA-2.2.15	अस्थिविवरम्
asthivṛddhiḥ	ITA-5.3.20	अस्थिवृद्धिः
asthyagni	ITA-2.6.6	अस्थ्यग्नि
asthyāśritaṃpaṭalam	ITA-3.2.1.38	अस्थ्याश्रितंपटलम्
aśuddharaktastambhanam	ITA-5.76.14	अशुद्धरक्तस्तम्भनम्
āśukārī	ITA-6.2.6.38	आशुकारी
āśukāricikitsā	ITA-9.1.53	आशुकारिचिकित्सा
āsurakāyaḥ	ITA-2.8.20	आसुरकायः
asvapnaḥ	ITA-5.75.3	अस्वप्नः
āsyam	ITA-3.2.4.1	आस्यम्
āsyamalaḥ	ITA-2.4.10	आस्यमलः
ātaṅkaḥ	ITA-4.2.1	आतङ्क
ātapaḥ	ITA-9.1.50	आतपः
ātapaḥ	ITA-9.2.67	आतपः
atidagdha-arśaḥ	ITA-5.76.229	अतिदग्ध-अर्शः

Sanskrit term in IAST*	Term ID	Sanskrit term
atidagdha-gudaḥ	ITA-5.76.228	अतिदग्ध-गुदः
atideśaḥ	ITA-1.6.2	अतिदेशः
atidurbala; kṣutārta tṛṭṣṇārta; śramārtānām āsthāpanasya vyāpadaḥ	ITA-5.76.105	अतिदुर्बल; क्षुतार्त तृष्णार्त; श्रमार्तानां आस्थापनस्य व्यापदः
atikṛśasya āsthāpanasya vyāpadaḥ	ITA-5.76.106	अतिकृशस्य आस्थापनस्य व्यापदः
atimātrāhāraḥ	ITA-5.74.3	अतिमात्राहारः
āṭīmukhaśastram	ITA-9.6.52	आटीमुखशस्त्रम्
atipicchilaśukradoṣaḥ	ITA-9.9.9	अतिपिच्छिलशुक्रदोषः
atipravṛttaraktaḥ	ITA-5.76.210	अतिप्रवृत्तरक्तः
atipravṛttiḥ	ITA-4.8.5	अतिप्रवृत्तिः
atirukṣa-virecanavyāpat	ITA-5.76.69	अतिरुक्ष-विरेचनव्यापत्
atirūkṣavraṇavarti-upayogaḥ	ITA-5.76.235	अतिरूक्षव्रणवर्ति-उपयोगः
atisāra	ITA-5.7.1	अतिसार
atisārapūrvarūpam	ITA-5.7.2	अतिसारपूर्वरूपम्
atiśīta-aścyotanaḥ	ITA-5.76.171	अतिशीत-आश्च्योतनः
atisnigdha-virecanavyāpat	ITA-5.76.68	अतिस्निग्ध-विरेचनव्यापत्
atisnigdhavraṇavarti-upayogaḥ	ITA-5.76.236	अतिस्निग्धव्रणवर्ति-उपयोगः
atītāvekṣaṇam	ITA-1.6.3	अतीतावेक्षणम्
ativāhika-śarīram	ITA-1.9.3.2.8	अतिवाहिक-शरीरम्

Sanskrit term in IAST*	Term ID	Sanskrit term
ativṛddha-āmavātaḥ	ITA-5.32.5	अतिवृद्ध-आमवातः
ativyāyāmaḥ	ITA-5.75.27	अतिव्यायामः
atiyogabastivyāpat	ITA-5.76.87	अतियोगबस्तिव्यापत्
ātmā	ITA-1.9.3.2.1	आत्मा
ātmaguṇaḥ	ITA-1.9.4.3.1	आत्मगुणः
āturanimittajaḥ	ITA-4.5.26	आतुरनिमित्तजः
atyantābhāvaḥ	ITA-1.9.7.4	अत्यन्ताभावः
atyuṣṇatīkṣṇa-āścyotanaḥ	ITA-5.76.172	अत्युष्णतीक्ष्ण-आश्च्योतनः
audbhidajalam	ITA-8.2.39	औद्भिदजलम्
audbhidalavaṇam	ITA-7.2.9.3	औद्भिदलवणम्
audbhidam	ITA-6.1.10	औद्भिदम्
audumbaraḥ	ITA-5.13.7	औदुम्बरः
aupādhika	ITA-1.8.2.14	औपाधिक
aupanāsikya-sirā	ITA-3.14.11	औपनासिक्यसिरा
aupasargikatṛṣṇā	ITA-5.24.9	औपसर्गिकतृष्णा
auṣadha	ITA-1.11.15	औषध
auṣadhadravyayojanam	ITA-9.1.29	औषधद्रव्ययोजनम्
auṣadhakālaḥ	ITA-6.2.7.1	औषधकालः
auṣadhakalpanā	ITA-7.1.1	औषधकल्पना
auṣadham	ITA-6.1.6	औषधम्

Sanskrit term in IAST*	Term ID	Sanskrit term
auṣadham	ITA-9.1.7	औषधम्
auṣadham (viṣopakramaḥ)	ITA-9.7.39	औषधम् (विषोपक्रमः)
avabaddhaśalyam	ITA-9.6.200	अवबद्धशल्यम्
avabāhukaḥ	ITA-5.2.1.48	अवबाहुकः
avabhāsinī	ITA-3.10.1.2	अवभासिनी
avacūrṇanam (vraṇacikitsā)	ITA-9.6.151	अवचूर्णनम् (व्रणचिकित्सा)
avagāhaḥ (viṣopakramaḥ)	ITA-9.7.29	अवगाहः (विषोपक्रमः)
avagāhasvedaḥ	ITA-9.2.44	अवगाहस्वेदः
avakṣipta-sandhimuktam	ITA-5.55.6	अवक्षिप्त-सन्धिमुक्तम्
avalambaka-kaphaḥ	ITA-2.1.3.2	अवलम्बककफः
avamanthaḥ	ITA-5.58.2	अवमन्थः
avamyānām vamana vyāpadaḥ	ITA-5.76.24	अवम्यानां वमन व्यापदः
avapīḍakaḥ	ITA-5.62.37	अवपीडकः
avapīḍanam	ITA-9.2.91	अवपीडनम्
avara	ITA-9.2.108	अवर
āvartaḥ (marma)	ITA-3.16.52	आवर्तः (मर्म)
avasādanam	ITA-9.6.154	अवसादनम्
avasādīśukradoṣaḥ	ITA-9.9.13	अवसादीशुक्रदोषः
avasecanakarma	ITA-9.6.113	अवसेचनकर्म
avasthāpākaḥ	ITA-2.6.4	अवस्थापाकः

Sanskrit term in IAST*	Term ID	Sanskrit term
avasthāpākaḥ	ITA-2.6.32	अवस्थापाकः
avaṭuḥ	ITA-3.2.4.28	अवटुः
avayavaḥ	ITA-3.1.9	अवयवः
avinābhāvasaṃbandhaḥ	ITA-1.8.2.9	अविनाभावसंबन्धः
avraṇaśukraḥ	ITA-5.66.23	अव्रणशुक्रः
avyabhicāritva	ITA-1.8.2.10	अव्यभिचारित्व
avyāpannartukṛtarogaḥ	ITA-4.2.28	अव्यापन्नर्तुकृतरोगः
avyayaḥ	ITA-1.9.3.2.21	अव्ययः
avyāyāmaḥ	ITA-5.75.28	अव्यायामः
ayanam	ITA-7.1.4.40	अयनम्
ayaskāntaḥ	ITA-9.6.217	अयस्कान्तः
āyatanam	ITA-4.4.1	आयतनम्
ayogabastivyāpat	ITA-5.76.86	अयोगबस्तिव्यापत्
āyuḥ	ITA-1.2.1	आयुः
āyurvedaḥ	ITA-1.1.1	आयुर्वेदः
āyuṣyam	ITA-6.2.6.60	आयुष्यम्
ayutasiddhatvam	ITA-1.8.2.11	अयुतसिद्धत्वम्
badarāśmaḥ	ITA-7.2.8.6	बदराश्मः
baddhagudodaraḥ	ITA-5.43.7	बद्धगुदोदरः

Sanskrit term in IAST*	Term ID	Sanskrit term
baddhodara; chidrodara; udakodara; ādhmānārtānāṃ āsthāpanasyavyāpadaḥ	ITA-5.76.113	बद्धोदर; छिद्रोदरः; उदकोदर; आध्मानार्तानां आस्थापनस्यव्यापदः
bādhanam	ITA-9.1.31	बाधनम्
bādhiryam	ITA-5.64.4	बाधिर्यम्
baḍiśaśastram	ITA-9.6.60	बडिशशस्त्रम्
bahalavartma	ITA-5.66.77	बहलवर्त्म
bahiḥparimārjanam	ITA-9.2.9	बहिःपरिमार्जनम्
bahirantaścetanaḥ	ITA-1.9.3.7.11	बहिरन्तश्चेतनः
bahirāyāmaḥ	ITA-5.2.1.30	बहिरायामः
bahirvegajvaraḥ	ITA-5.6.36	बहिर्वेगज्वरः
bāhu-piṇḍikā	ITA-3.8.5	बाहुपिण्डिका
bāhuḥ	ITA-3.8.1	बाहुः
bāhumadhyam	ITA-3.8.4	बाहुमध्यम्
Bāhumarma	ITA-3.16.7	बाहुमर्म
bāhumūlam	ITA-3.8.6	बाहुमूलम्
Bāhunalakam	ITA-3.13.32	बाहुनलकम्
bahupānam	ITA-9.2.62	बहुपानम्
bāhupṛṣṭham	ITA-3.8.3	बाहुपृष्ठम्
bāhusandhiḥ	ITA-3.13.50	बाहुसन्धिः
bāhuśiraḥ	ITA-3.3.12	बाहुशिरः

Sanskrit term in IAST*	Term ID	Sanskrit term
bāhuśirasandhiḥ	ITA-3.13.49	बाहुशिरसन्धिः
bāhuśīrṣaḥ	ITA-3.3.12	बाहुशीर्षः
bāhyahetuḥ	ITA-4.4.5	बाह्यहेतुः
bāhyajakṛmiḥ	ITA-5.13.1	बाह्यजकृमिः
bāhyasnehaḥ	ITA-9.2.11	बाह्यस्नेहः
bāhyāyāmaḥ	ITA-5.2.1.30	बाह्यायामः
bālabheṣajamātrā	ITA-9.4.43	बालभेषजमात्रा
bālacikitsā	ITA-1.4.4	बालचिकित्सा
bālacikitsā	ITA-9.4.1	बालचिकित्सा
bālaḥ	ITA-3.10.1.10	बालः
bālaḥ	ITA-9.4.4	बालः
balam	ITA-2.2.27	बलम्
bālarogaḥ	ITA-5.71.1	बालरोगः
balāsaḥ	ITA-5.63.60	बलासः
balāsakaḥ	ITA-5.66.57	बलासकः
balasamprāptiḥ	ITA-4.5.22	बलसम्प्राप्तिः
bālatantram	ITA-9.4.1	बालतन्त्रम्
baliḥ	ITA-9.1.18	बलिः
bandhanakarma	ITA-9.6.17	बन्धनकर्म
bandhanakarma	ITA-9.6.180	बन्धनकर्म

Sanskrit term in IAST*	Term ID	Sanskrit term
bandhanakarma (vraṇacikitsā)	ITA-9.6.167	बन्धनकर्म (व्रणचिकित्सा)
bāṣpavegarodhaḥ	ITA-5.75.10	बाष्पवेगरोधः
basti-abhighātaḥ	ITA-5.73.39	बस्ति-अभिघातः
bastiḥ	ITA.3.11.13	बस्तिः
bastikarma	ITA-9.2.71	बस्तिकर्म
bastikarma (vraṇacikitsā)	ITA-9.6.165	बस्तिकर्म (व्रणचिकित्सा)
bastikarmacikitsāpacāraḥ	ITA-5.76.84	बस्तिकर्मचिकित्सापचारः
bastikuṇḍalaḥ	ITA-5.39.23	बस्तिकुण्डलः
bastiśīrṣam	ITA.3.11.16	बस्तिशीर्शम्
bastivyāpad	ITA-5.76.85	बस्तिव्यापद्
bhagaḥ	ITA-3.7.15	भगः
bhagandaraḥ	ITA-5.56.1.1	भगन्दरः
bhagandarapūrvarūpam	ITA-5.56.1.2	भगन्दरपूर्वरूपम्
bhagāsthi	ITA-3.13.25	भगास्थि
bhagnaḥ	ITA-5.55.1	भग्नः
bhagnasandhānakaraḥ	ITA-6.2.6.79	भग्नसन्धानकरः
bhagnasandhānam	ITA-6.2.6.79	भग्नसन्धानम्
bhaiṣajyakālaḥ	ITA-6.2.7.1	भैषज्यकालः
bhaiṣajyakalpanā	ITA-7.1.2	भैषज्यकल्पना
bhājanam	ITA-8.3.5	भाजनम्

Sanskrit term in IAST*	Term ID	Sanskrit term
bhakṣyam	ITA-8.1.13	भक्ष्यम्
bhaktasaṃyuktam	ITA-6.2.7.8	भक्तसंयुक्तम्
bhaktiḥ	ITA-1.9.3.3.26	भक्तिः
bhañjanakarma	ITA-9.6.30	भञ्जनकर्म
bhānupākaḥ	ITA-7.2.1.13	भानुपाकः
bhāraḥ	ITA-7.1.4.2	भारः
bhāraḥ	ITA-7.1.4.20	भारः
bhasma	ITA-7.2.1.7	भस्म
bhasmakaḥ	ITA-5.11.2	भस्मकः
bhasmaparīkṣā	ITA-7.2.1.8	भस्मपरीक्षा
bhāvanā	ITA-7.1.2.1	भावना
bhāvaprakāśa	ITA-1.10.2	भावप्रकाश
bhayaḥ	ITA-9.2.63	भयः
bhedaḥ	ITA-4.6.12	भेदः
bhedanakarma	ITA-9.6.65	भेदनकर्म
bhedanakarma	ITA-9.6.133	भेदनकर्म
bhedanakarma	ITA-9.6.206	भेदनकर्म
bhedanam	ITA-6.2.6.13	भेदनम्
bhedyarogaḥ	ITA-9.5.10	भेद्यरोगः
bheṣajāgāraḥ	ITA-6.1.5	भेषजागारः

Sanskrit term in IAST*	Term ID	Sanskrit term
bheṣajagṛham	ITA-6.1.5	भेषजगृहम्
bheṣajam	ITA-6.1.4	भेषजम्
bheṣajam	ITA-9.1.33	भेषजम्
bheṣajanimittajaḥ	ITA-4.5.28	भेषजनिमित्तजः
bhinna-sadyovraṇaḥ	ITA-5.73.13	भिन्न-सद्योव्रणः
bhinnaḥ	ITA-5.73.14	भिन्नः
bhiṣaṅnimittajaḥ	ITA-4.5.27	भिषङ्निमित्तजः
bhojanottaram	ITA-6.2.7.5	भोजनोत्तरम्
bhrājakapittam	ITA-2.1.2.5	भ्राजकपित्तम्
bhrāmaram	ITA-8.2.32	भ्रामरम्
bhraṃśathuḥ	ITA-5.65.8	भ्रंशथुः
bhrūḥ	ITA-3.2.1.22	भ्रूः
bhujā	ITA-3.8.1	भुजा
bhujamadhyam	ITA-3.8.4	भुजमध्यम्
bhujaśikharam	ITA-3.8.2	भुजशिखरम्
bhuktabhakta; pītodakasya āsthāpanasya vyāpadaḥ	ITA-5.76.107	भुक्तभक्त; पीतोदकस्य आस्थापनस्य व्यापदः
bhuktādiḥ	ITA-6.2.7.3	भुक्तादिः
bhūsvedaḥ	ITA-9.2.49	भूस्वेदः
bhūtāgniḥ	ITA-2.6.7	भूताग्निः
bhūtātmā	ITA-1.9.3.2.2	भूतात्मा

Sanskrit term in IAST*	Term ID	Sanskrit term
bhūtavidyā	ITA-1.4.5	भूतविद्या
biḍālakaḥ	ITA-9.5.39	बिडालकः
bīja	ITA-3.17.8	बीजः
bījabhāgaḥ	ITA-3.17.9	बीजभागः
bījabhāgāvayavaḥ	ITA-3.17.10	बीजभागावयवः
bījakaḥ	ITA-5.70.6	बीजकः
bījam	ITA-2.2.20	बीजम्
bījopaghātajanya-klaibyam	ITA-9.9.35	बीजोपघातजन्य-क्लैब्यम्
bisavartma	ITA-5.66.89	बिसवर्त्म
bodhaka-kaphaḥ	ITA-2.1.3.4	बोधककफः
bodhanam	ITA-7.2.12	बोधनम्
bradhna	ITA-5.46.1	ब्रध्न
bradhnaḥ	ITA-3.7.1	ब्रध्नः
brahmacaryam	ITA-10.2.12	ब्रह्मचर्यम्
brahmakāyaḥ	ITA-2.8.12	ब्रह्मकायः
bṛhatī (marma)	ITA-3.16.36	बृहती (मर्म)
bṛhattrayī	ITA-1.10.1	बृहत्त्रयी
bṛṃhaṇa-apacāraḥ	ITA-5.76.19	बृंहण-अपचारः
bṛṃhaṇa-atiyogaḥ	ITA-5.76.20	बृंहण-अतियोगः
bṛṁhaṇacikitsā	ITA-9.1.43	बृंहणचिकित्सा

Sanskrit term in IAST*	Term ID	Sanskrit term
bṛṃhaṇadhūmapānam	ITA-9.5.72	बृंहणधूमपानम्
bṛṁhaṇam	ITA-9.1.43	बृंहणम्
bṛmhaṇam (vraṇacikitsā)	ITA-9.6.170	बृंहणम् (व्रणचिकित्सा)
bṛmhaṇanasyam	ITA-9.2.95	बृंहणनस्यम्
bṛṃhaṇīyaḥ	ITA-6.2.6.44	बृंहणीयः
budbudam	ITA-3.17.3	बुद्बुदम्
buddhiḥ	ITA-1.9.4.3.2	बुद्धिः
caitanyam	ITA-1.9.3.2.17	चैतन्यम्
cakṣuḥ	ITA-3.2.1.1	चक्षुः
cakṣurindriyam	ITA-3.10.6	चक्षुरिन्द्रियम्
cakṣuṣyam	ITA-6.2.6.29	चक्षुष्यम्
calācala-sandhikṣataḥ	ITA-5.73.22	चलाचल-सन्धिक्षतः
cālanakarma	ITA-9.6.20	चालनकर्म
caṇakāmlaḥ	ITA-7.1.1.6	चणकाम्लः
candrakāntaḥ	ITA-7.2.7.3	चन्द्रकान्तः
candramaṇḍalavat-chedaḥ	ITA-9.6.80	चन्द्रमण्डलवत्-छेदः
capalaḥ	ITA-7.2.2.8	चपलः
Carakasaṃhita	ITA-1.10.1	चरकसंहिता
carma	ITA-3.10.1.1	चर्म
carmadala-kuṣṭhaḥ	ITA-5.59.15	चर्मदल-कुष्ठः

Sanskrit term in IAST*	Term ID	Sanskrit term
carmakīlaḥ	ITA-5.59.25	चर्मकीलः
carmakuṣṭhaḥ	ITA-5.59.10	चर्मकुष्ठः
carvyam	ITA-8.1.12	चर्व्यम्
caturtha-madaḥ	ITA-5.26.5	चतुर्थ-मदः
caturthakaviparyayaviṣamaj-varaḥ	ITA-5.6.26	चतुर्थकविपर्ययविषमज्वरः
caturthakaviṣamajvaraḥ	ITA-5.6.22	चतुर्थकविषमज्वरः
caturthamāsa-garbhaḥ	ITA-2.9.1.9	चतुर्थमासगर्भः
caturthapaṭalagata-doṣaḥ	ITA-5.66.29	चतुर्थपटलगत-दोषः
caturvidhadantajanma	ITA-9.4.38	चतुर्विधदन्तजन्म
caturvidhahetuḥ	ITA-4.4.22	चतुर्विधहेतुः
caturviṃśati-puruṣaḥ	ITA-1.9.3.2.12	चतुर्विंशति-पुरुषः
caturviṃśatiyantrakarma	ITA-9.6.14	चतुर्विंशतियन्त्रकर्म
ceṣṭā	ITA-2.1.1.11	चेष्टा
ceṣṭāvantasandhiḥ	ITA-3.13.38	चेष्टावन्तसन्धिः
cetaḥ	ITA-1.9.3.3.1	चेतः
cetaḥsthānam	ITA-3.16.2	चेतःस्थानम्
cetanā	ITA-1.9.3.2.17	चेतना
cetana-dravyam	ITA-1.9.3.7.2	चेतन-द्रव्यम्
chadanam	ITA-3.1.13	छदनम्

Sanskrit term in IAST*	Term ID	Sanskrit term
chalaḥ	ITA-1.7.13	छलः
chardighnam	ITA-6.2.6.49	छर्दिघ्नम्
chardiḥ	ITA-5.23.1	छर्दिः
chardinigrahaja-udāvartaḥ	ITA-5.35.6	छर्दिनिग्रहज-उदावर्तः
chardinigrahaṇam	ITA-6.2.6.49	छर्दिनिग्रहणम्
chardivegarodhaḥ	ITA-5.75.11	छर्दिवेगरोधः
chedanabhedaḥ	ITA-9.6.77	छेदनभेदः
chedanakarma	ITA-9.6.64	छेदनकर्म
chedanakarma	ITA-9.6.132	छेदनकर्म
chedanam	ITA-6.2.6.15	छेदनम्
chedyarogaḥ	ITA-9.5.8	छेद्यरोगः
chidram	ITA-3.1.11	छिद्रम्
chidrodaraḥ	ITA-5.43.8	छिद्रोदरः
chinnaśvāsaḥ	ITA-5.20.4	छिन्नश्वासः
cibukam	ITA-3.2.4.5	चिबुकम्
cihnam	ITA-4.5.5	चिह्नम्
cikitsā	ITA-1.4.2	चिकित्सा
cikitsā	ITA-9.1.3	चिकित्सा
cikitsāpacāraḥ	ITA-5.76.1	चिकित्सापचारः
cikitsya-puruṣaḥ	ITA-1.9.3.2.11	चिकित्स्य-पुरुषः

Sanskrit term in IAST*	Term ID	Sanskrit term
cīnabandhaḥ	ITA-9.6.190	चीनबन्धः
cintanam	ITA-1.9.3.3.8	चिन्तनम्
cipyam	ITA-5.62.17	चिप्यम्
coṣyam	ITA-8.1.10	चोष्यम्
cūcukam	ITA-3.4.6	चूचुकम्
cūḍākaraṇasaṁskāraḥ	ITA-9.4.34	चूडाकरणसंस्कारः
curavaḥ	ITA-5.13.5	चुरवः
cūrṇadravaḥ	ITA-7.1.8	चूर्णद्रवः
cūrṇam	ITA-7.1.5	चूर्णम्
cūrṇāñjanam	ITA-9.5.33	चूर्णाञ्जनम्
cūrṇodakam	ITA-7.1.1.7	चूर्णोदकम्
cūṣaṇam (viṣopakramaḥ)	ITA-9.7.26	चूषणम् (विषोपक्रमः)
cūṣyam	ITA-8.1.10	चूष्यम्
dadhi-mithyopayogaḥ	ITA-5.74.13	दधि-मिथ्योपयोगः
dadhikūrcikā	ITA-8.2.24	दधिकूर्चिका
dadhimastu	ITA-8.2.27	दधिमस्तु
dadhivargaḥ	ITA-8.2.16	दधिवर्गः
dadru-kuṣṭhaḥ	ITA-5.59.14	दद्रु-कुष्ठः
dāhaḥ	ITA-5.27.1	दाहः
dahanam	ITA-9.6.94	दहनम्

Sanskrit term in IAST*	Term ID	Sanskrit term
dahanam	ITA-9.6.110	दहनम्
dahanopakaraṇam	ITA-9.6.95	दहनोपकरणम्
dairghyam	ITA-7.1.4.21	दैर्घ्यम्
daivabalapravṛttarogaḥ	ITA-4.2.29	दैवबलप्रवृत्तरोगः
daivavyapāśrayacikitsā	ITA-9.1.14	दैवव्यपाश्रयचिकित्सा
daivīcikitsā	ITA-9.1.14	दैवीचिकित्सा
dālanaḥ	ITA-5.63.27	दालनः
dāmabandhaḥ	ITA-9.6.182	दामबन्धः
damaḥ	ITA-1.9.3.3.25	दमः
ḍamaruyantram	ITA-7.1.3.4	डमरुयन्त्रम्
damṣṭrācikitsā	ITA-9.7.3	दंष्ट्राचिकित्सा
daṇḍakaḥ	ITA-5.2.1.26	दण्डकः
daṇḍāpatānakaḥ	ITA-5.2.1.29	दण्डापतानकः
danta-tvak	ITA-3.2.4.13	दन्तत्वक्
dantabandhanam	ITA-3.2.4.14	दन्तबन्धनम्
dantādhāraḥ	ITA-3.2.4.14	दन्ताधारः
dantāgram	ITA-3.2.4.15	दन्ताग्रम्
dantaḥ	ITA-3.2.4.11	दन्तः
dantaharṣaḥ	ITA-5.63.29	दन्तहर्षः
dantajanma	ITA-9.4.37	दन्तजन्म

Sanskrit term in IAST*	Term ID	Sanskrit term
dantamāṃsam	ITA-3.2.4.14	दन्तमांसम्
dantamūlam	ITA-3.2.4.14	दन्तमूलम्
dantanāḍī	ITA-5.63.22	दन्तनाडी
dantapiṇḍikā	ITA-3.2.4.14	दन्तपिण्डिका
dantapuppuṭaḥ	ITA-5.63.12	दन्तपुप्पुटः
dantasampat	ITA-9.4.42	दन्तसम्पत्
dantaśaṅkuśastram	ITA-9.6.61	दन्तशङ्कुशस्त्रम्
dantaśarkarā	ITA-5.63.30	दन्तशर्करा
dantavaidarbhaḥ	ITA-5.63.18	दन्तवैदर्भः
dantavalkam	ITA-3.2.4.13	दन्तवल्कम्
dantaveṣṭakaḥ	ITA-3.2.4.14	दन्तवेष्टकः
dantaveṣṭakaḥ	ITA-5.63.13	दन्तवेष्टकः
dantavidradhiḥ	ITA-5.63.33	दन्तविद्रधिः
dantolūkhalāni	ITA-3.2.4.12	दन्तोलूखलानि
dāraṇakarma	ITA-9.6.35	दारणकर्म
dāraṇakarma	ITA-9.6.134	दारणकर्म
dāraṇakarma	ITA-9.6.207	दारणकर्म
darbhapuṣpaḥ	ITA-5.13.5	दर्भपुष्पः
dārḍhyam	ITA-2.1.3.9	दार्ढ्यम्
darpaḥ	ITA-1.9.3.3.33	दर्पः

Sanskrit term in IAST*	Term ID	Sanskrit term
darśana	ITA-4.7.2	दर्शन
darśanam	ITA-2.1.2.10	दर्शनम्
dāruṇakaḥ	ITA-5.62.26	दारुणकः
dāruṇakarma	ITA-9.6.156	दारुणकर्म
dāruṇakoṣṭha-virecanavyāpat	ITA-5.76.70	दारुणकोष्ठ-विरेचनव्यापत्
darvikayantram	ITA-7.1.3.6	दर्विकयन्त्रम्
daśanacchadau	ITA-3.2.4.6	दशनच्छदौ
daśanaḥ	ITA-3.2.4.11	दशनः
daśavidhaparīkṣā	ITA-4.7.5	दशविधपरीक्षा
daśavidhaparīkṣyabhāvaḥ	ITA-1.11.1	दशविधपरीक्ष्यभावः
dauhṛdāpacārakṛtarogaḥ	ITA-4.2.17	दौहृदापचारकृतरोगः
dehaḥ	ITA-3.1.2	देहः
deśaḥ	ITA-1.11.1	देशः
deśaḥ	ITA-1.11.8	देशः
deśaḥ	ITA-3.1.16	देशः
devaśatrujuṣṭonmādaḥ	ITA-5.28.8	देवशत्रुजुष्टोन्मादः
devonmādaḥ	ITA-5.28.8	देवोन्मादः
ḍhālanam	ITA-7.2.1.10	ढालनम्
Dhamanī	ITA-3.15.1	धमनी
dhamanīgata-śalyaḥ	ITA-5.73.9	धमनीगत-शल्यः

Sanskrit term in IAST*	Term ID	Sanskrit term
dhamanīmarma	ITA-3.16.17	धमनीमर्म
dhanuḥstambhaḥ	ITA-5.2.1.30	धनुःस्तम्भः
dhānyāmladhārā	ITA-9.2.38	धान्याम्लधारा
dhāram	ITA-8.2.43	धारम्
dhāraṇam	ITA-2.2.3	धारणम्
dhāraṇīya-vegaḥ	ITA-2.7.2	धारणीयवेगः
dhāri	ITA-1.2.1	धारि
dhātrī	ITA-9.4.3	धात्री
dhātu-pradūṣaṇam	ITA-6.2.6.3	धातु-प्रदूषणम्
dhātu-viṣaḥ	ITA-5.72.12	धातु-विषः
dhātugata-dūṣīviṣam	ITA-5.72.15	धातुगत-दूषीविषम्
dhātuḥ	ITA-2.2.1	धातुः
dhātuḥ	ITA-7.2.5.1	धातुः
dhātukṣayajadāhaḥ	ITA-5.27.6	धातुक्षयजदाहः
dhātumalaḥ	ITA-2.4.6	धातुमलः
dhātusāmyam	ITA-2.2.26	धातुसाम्यम्
dhātuvaiṣamyam	ITA-5.3.1	धातुवैषम्यम्
dhātvagniḥ	ITA-2.6.6	धात्वग्निः
dhīḥ	ITA-1.9.3.3.14	धीः
dhmāpanam	ITA-9.2.92	ध्मापनम्

Sanskrit term in IAST*	Term ID	Sanskrit term
dhṛtiḥ	ITA-1.9.3.3.15	धृतिः
dhūmadarśī	ITA-5.66.40	धूमदर्शी
dhūmaḥ	ITA-9.6.175	धूमः
dhūmam (viṣopakramaḥ)	ITA-9.7.37	धूमम् (विषोपक्रमः)
dhūmanasyam	ITA-9.2.93	धूमनस्यम्
dhūmapāna-apacāraḥ	ITA-5.76.160	धूमपान-अपचारः
dhūmapāna-atiyogaḥ	ITA-5.76.163	धूमपान-अतियोगः
dhūmapāna-ayogaḥ	ITA-5.76.162	धूमपान-अयोगः
dhūmapānam	ITA-9.5.68	धूमपानम्
dhūmapānam (vraṇacikitsā)	ITA-9.6.175	धूमपानम् (व्रणचिकित्सा)
dhūmapānamithyāyogaḥ	ITA-5.76.164	धूमपानमिथ्यायोगः
dhūmaraḥ	ITA-5.66.40	धूमरः
dhūpanam	ITA-7.2.1.11	धूपनम्
dhvajabhaṅgajanyaklaibyam	ITA-9.9.25	ध्वजभङ्गजन्यक्लैब्यम्
dhvajaḥ	ITA-3.6.8	ध्वजः
dhyānam	ITA-1.9.3.3.11	ध्यानम्
dinacaryā	ITA-10.3.1	दिनचर्या
dinapāki-ajīrṇam	ITA-5.11.9	दिनपाकि-अजीर्णम्
dīpanam	ITA-6.2.6.7	दीपनम्
dīpanam	ITA-7.2.14	दीपनम्

Sanskrit term in IAST*	Term ID	Sanskrit term
dīptaḥ	ITA-5.65.9	दीप्तः
dīrghamāyuḥ	ITA-9.8.14	दीर्घमायुः
diśaḥ	ITA-1.9.3.5.1	दिशः
divāndhyam	ITA-5.66.38	दिवान्ध्यम्
dolāśayanasaṁskāraḥ	ITA-9.4.27	दोलाशयनसंस्कारः
dolāyantram	ITA-7.1.3.7	डोलायन्त्रम्
doṣa-praśamanam	ITA-6.2.6.2	दोष-प्रशमनम्
doṣabalapravṛttarogaḥ	ITA-4.2.18	दोषबलप्रवृत्तरोगः
doṣagatiḥ	ITA-4.8.19	दोषगतिः
doṣaghnalepaḥ	ITA-9.6.223	दोषघ्नलेपः
doṣaḥ	ITA-2.1.1	दोषः
doṣahetuḥ	ITA-4.4.13	दोषहेतुः
doṣahetuḥ	ITA-4.4.19	दोषहेतुः
doṣāndhyam	ITA-5.66.38	दोषान्ध्यम्
doṣaprakṛti	ITA-2.8.2	दोषप्रकृति
doṣavaiṣamyam	ITA-5.2.1	दोषवैषम्यम्
doṣāvasecanam	ITA-9.1.52	दोषावसेचनम्
doṣāvasthā	ITA-5.2.2	दोषावस्था
doṣopakramaḥ	ITA-9.1.62	दोषोपक्रमः
draṣṭā	ITA-1.9.3.2.22	द्रष्टा

Sanskrit term in IAST*	Term ID	Sanskrit term
dravaḥ	ITA-1.9.4.2.13	द्रवः
dravasvedaḥ	ITA-9.2.37	द्रवस्वेदः
dravya	ITA-1.11.15	द्रव्य
dravya-sāmānyam	ITA-1.9.1.2	द्रव्य-सामान्यम्
dravya-viśeṣaḥ	ITA-1.9.2.2	द्रव्य-विशेषः
dravyabhūtacikitsā	ITA-9.1.60	द्रव्यभूतचिकित्सा
dravyaguṇavignanam	ITA-6.1.1	द्रव्यगुणविज्ञानम्
dravyam	ITA-1.9.3.1	द्रव्यम्
dravyam	ITA-6.1.2	द्रव्यम्
dṛkprasādanam	ITA-6.2.6.30	दृक्प्रसादनम्
droṇaḥ	ITA-7.1.4.15	द्रोणः
droṇī	ITA-7.1.4.17	द्रोणी
dṛṣṭi-golakaḥ	ITA-3.2.1.2	दृष्टिगोलकः
dṛṣṭi-maṇḍalam	ITA-3.2.1.31	दृष्टिमण्डलम्
dṛṣṭiḥ	ITA-3.2.1.31	दृष्टिः
dugdham	ITA-8.2.13	दुग्धम्
dugdhānnāśī	ITA-9.4.7	दुग्धान्नाशी
dugdhapāṣāṇam	ITA-7.2.7.9	दुग्धपाषाणम्
dugdhāśī	ITA-9.4.6	दुग्धाशी
duḥkham	ITA-1.9.4.3.4	दुःखम्

Sanskrit term in IAST*	Term ID	Sanskrit term
duḥkhavardhanaḥ	ITA-5.64.25	दुःखवर्धनः
duḥkhāyuḥ	ITA-1.2.5	दुःखायुः
durdagdhaḥ	ITA-5.76.223	दुर्दग्धः
durdagdham	ITA-5.76.230	दुर्दग्धम्
dūṣīviṣa-lūtādaṣṭaḥ	ITA-5.72.18	दूषीविष-लूतादष्टः
dūṣīviṣaḥ	ITA-5.72.13	दूषीविषः
duṣṭapratiśyāyaḥ	ITA-5.65.18	दुष्टप्रतिश्यायः
duṣṭaraktastaṃbhanam	ITA-5.76.137	दुष्टरक्तस्तंभनम्
duṣṭaśukram	ITA-9.9.23	दुष्टशुक्रम्
duṣṭavraṇaḥ	ITA-5.54.7	दुष्टव्रणः
dūṣyam	ITA-2.2.2	दूष्यम्
dvandvaja-arśaḥ	ITA-5.10.8	द्वन्द्वज-अर्शः
dvandvaja-śophaḥ	ITA-5.44.5	द्वन्द्वज-शोफः
dvandvajagulmaḥ	ITA-5.37.7	द्वन्द्वजगुल्मः
dvandvajaśūlaḥ	ITA-5.34.7	द्वन्द्वजशूलः
dvandvajavisphoṭakaḥ	ITA-5.61.5	द्वन्द्वजविस्फोटकः
dvāram	ITA-3.1.11	द्वारम्
dveṣaḥ	ITA-1.9.4.3.6	द्वेषः
dvijabandhanam	ITA-3.2.4.14	द्विजबन्धनम्
dvirarbudaḥ	ITA-5.50.5	द्विरर्बुदः

Sanskrit term in IAST*	Term ID	Sanskrit term
dviretā	ITA-9.9.24	द्विरेता
dvitīya-paṭalagatadoṣaḥ	ITA-5.66.27	द्वितीय-पटलगतदोषः
dvitīyamāsa-garbhaḥ	ITA-2.9.1.7	द्वितीयमासगर्भः
dvividha-mānasika-rogaḥ	ITA-4.2.4	द्विविध-मानसिक-रोगः
dvividhahetuḥ	ITA-4.4.2	द्विविधहेतुः
dvividhopakramaḥ	ITA-9.1.39	द्विविधोपक्रमः
ekakuṣṭhaḥ	ITA-5.59.9	एककुष्ठः
ekāntaḥ	ITA-1.6.15	एकान्तः
ekaśephakṣīrapānam	ITA-5.74.7	एकशेफक्षीरपानम्
ekatva	ITA-1.9.3.3.4	एकत्व
ekavṛndaḥ	ITA-5.63.61	एकवृन्दः
eṣaṇakarma	ITA-9.6.33	एषणकर्म
eṣaṇakarma	ITA-9.6.70	एषणकर्म
eṣaṇakarma	ITA-9.6.136	एषणकर्म
eṣaṇīśastram	ITA-9.6.62	एषणीशस्त्रम्
gadaḥ	ITA-4.2.1	गदः
gāḍhabandhana-vraṇaḥ	ITA-5.76.237	गाढबन्धन-व्रणः
gairikam	ITA-7.2.3.3	गैरिकम्
gajapuṭaḥ	ITA-7.2.1.18	गजपुटः
galabāhyam	ITA-3.2.4.35	गलबाह्यम्

Sanskrit term in IAST*	Term ID	Sanskrit term
galaganḍaḥ	ITA-5.47.1	गलगण्डः
galagrahaḥ	ITA-5.63.39	गलग्रहः
galaḥ	ITA-3.2.4.34	गलः
galamaṇiḥ	ITA-3.2.4.31	गलमणिः
galamārgaḥ	ITA-3.2.4.32	गलमार्गः
galanalakam	ITA-3.2.4.37	गलनलकम्
galasandhiḥ	ITA-3.2.4.33	गलसन्धिः
galaśuṇḍikā	ITA-3.2.4.31	गलशुण्डिका
galaśuṇḍikā	ITA-5.63.38	गलशुण्डिका
galaughaḥ	ITA-5.63.66	गलौघः
galavidradhiḥ	ITA-5.63.65	गलविद्रधिः
gallaḥ	ITA-3.2.4.4	गल्लः
gambhīrā-dṛṣṭiḥ	ITA-5.66.43	गम्भीरा-दृष्टिः
gambhīra-vātaraktam	ITA-5.30.3	गम्भीर-वातरक्तम्
gambhīrāhikkā	ITA-5.19.5	गम्भीराहिक्का
gaṇḍaḥ	ITA-3.2.4.4	गण्डः
gaṇḍakaḥ	ITA-3.6.5	गण्डकः
gaṇḍakarṇaḥ	ITA-9.5.47	गण्डकर्णः
gaṇḍamālā	ITA-5.48.1	गण्डमाला
gandhaḥ	ITA-1.9.4.1.2	गन्धः

Sanskrit term in IAST*	Term ID	Sanskrit term
gandhakaḥ	ITA-7.2.3.2	गन्धकः
gandhamālā	ITA-5.62.15	गन्धमाला
gandhanāmā	ITA-5.62.15	गन्धनामा
gandharvakāyaḥ	ITA-2.8.16	गन्धर्वकायः
gandharvonmādaḥ	ITA-5.28.9	गन्धर्वोन्मादः
gandhavahādhamanī	ITA-3.15.6	गन्धवहाधमनी
gaṇḍūṣaḥ	ITA-9.5.81	गण्डूषः
gāṅgajalam	ITA-8.2.42	गाङ्गजलम्
gaṅgāmbu	ITA-8.2.36	गङ्गाम्बु
garacikitsā	ITA-1.4.8	गरचिकित्सा
garaviṣaḥ	ITA-5.72.20	गरविषः
garaviṣam	ITA-9.7.14	गरविषम्
garbhacchidram	ITA.3.11.48	गर्भच्छिद्रम्
garbhaḥ	ITA-3.17.1	गर्भः
garbhakoṣaḥ	ITA.3.11.47	गर्भकोषः
garbhakoṣṭhaḥ	ITA.3.11.47	गर्भकोष्ठः
garbhanābhināḍī	ITA-3.17.5	गर्भनाभिनाडी
garbhapātaḥ	ITA-5.70.1	गर्भपातः
garbhāśayadvāram	ITA.3.11.48	गर्भाशयद्वारम्
garbhāśayaḥ	ITA.3.11.46	गर्भाशयः

Sanskrit term in IAST*	Term ID	Sanskrit term
garbhaśayyā	ITA.3.11.46	गर्भशय्या
garbhasrāvaḥ	ITA-5.70.2	गर्भस्रावः
garbhasthāpanam	ITA-6.2.6.26	गर्भस्थापनम्
garbhavastha	ITA-2.9.1.2	गर्भावस्था
garbhavṛddhiḥ	ITA-2.9.1.5	गर्भवृद्धिः
garbhiṇyā nasya vyāpadaḥ	ITA-5.76.153	गर्भिण्या नस्य व्यापदः
gārbhiṇyām vamanasya vyapadaḥ	ITA-5.76.29	गार्भिण्याम वमनस्य व्यपदः
garbhodakavamana	ITA-9.4.16	गर्भोदकवमन
gardabhikā	ITA-5.62.9	गर्दभिका
gatiḥ	ITA-2.1.1.12	गतिः
gātragrahaḥ-vamanavyāpat	ITA-5.76.45	गात्रग्रहः-वमनव्यापत्
gātragrahavirecanavyāpat	ITA-5.76.76	गात्रग्रहविरेचनव्यापत्
gātram	ITA-3.1.2	गात्रम्
gātrapañcakam	ITA-3.1.17	गात्रपञ्चकम्
gaurīpāṣāṇam	ITA-7.2.4.3	गौरीपाषाणम्
gauryaḥsirāḥ	ITA-3.14.6	गौर्यः सिराः
gavinī	ITA.3.11.17	गविनी
ghanaḥ	ITA-7.1.11	घनः
ghanasattvam	ITA-7.1.12	घनसत्त्वम्
ghanavaṭī	ITA-7.1.13	घनवटी

Sanskrit term in IAST*	Term ID	Sanskrit term
ghaṇṭikā	ITA-3.2.4.31	घण्टिका
ghāṭā	ITA-3.2.4.28	घाता
ghaṭī	ITA-7.1.4.33	घटी
ghaṭiyantrāvacaraṇam	ITA-9.6.105	घटियन्त्रावचरणम्
gholaḥ	ITA-8.2.28	घोलः
ghrāṇaḥ	ITA-3.2.2.1	घ्राणः
ghrāṇamārgaḥ	ITA-3.2.2.7	घ्राणमार्गः
ghrāṇamūlam	ITA-3.2.2.5	घ्राणमूलम्
ghrāṇapākaḥ	ITA-5.65.4	घ्राणपाकः
ghrāṇasrāvaḥ	ITA-5.65.11	घ्राणस्रावः
ghrāṇendriyam	ITA-3.10.8	घ्राणेन्द्रियम्
ghṛtamūrcchanam	ITA-7.1.2.4	घृतमूर्छनम्
ghṛtikā	ITA.3.11.3	घृतिका
ghuṇṭikā	ITA-3.9.9	घुण्टिका
ghuṭikā	ITA-3.9.9	घुटिका
gilāyuḥ	ITA-5.63.64	गिलायुः
girisindūraḥ	ITA-7.2.4.7	गिरिसिन्दूरः
godantī	ITA-7.2.8.5	गोदन्ती
gojihvā	ITA-3.2.4.18	गोजिह्वा
gojihvikā	ITA-3.2.4.18	गोजिह्विका

Sanskrit term in IAST*	Term ID	Sanskrit term
gomedakam	ITA-7.2.6.9	गोमेदकम्
gophaṇābandhaḥ	ITA-9.6.193	गोफणाबन्धः
gophaṇikā	ITA-9.6.74	गोफणिका
gorasavargaḥ	ITA-8.2.10	गोरसवर्गः
grahacikitsā	ITA-1.4.5	ग्रहचिकित्सा
grahaṇī	ITA.3.11.34	ग्रहणी
grahaṇīroga	ITA-5.9.1	ग्रहणीरोग
grāhī	ITA-6.2.6.18	ग्राही
granthiḥ	ITA-5.49.1	ग्रन्थिः
granthivisarpaḥ	ITA-5.60.7	ग्रन्थिविसर्पः
grāsam	ITA-6.2.7.9	ग्रासम्
grāsāntaram	ITA-6.2.7.10	ग्रासान्तरम्
grathitaḥ	ITA-5.58.7	ग्रथितः
gṛdhrasī	ITA-5.2.1.38	गृध्रसी
gṛhagodhikādaṣṭaḥ	ITA-5.72.28	गृहगोधिकादष्टः
grīvā	ITA-3.3.1	ग्रीवा
grīvā-adhaḥsandhiḥ	ITA-3.13.48	ग्रीवा-अधःसन्धिः
grīvāmūlam	ITA-3.3.2	ग्रीवामूलम्
grīvāvaṃśaḥ	ITA-3.7.18	ग्रीवावंशः
gudabhraṃśaḥ	ITA-5.62.41	गुदभ्रंशः

Sanskrit term in IAST*	Term ID	Sanskrit term
gudam	ITA-3.7.1	गुदम्
gudamaṇḍalam	ITA-3.7.2	गुदमण्डलम्
gudamukham	ITA-3.7.3	गुदमुखम्
gudāntram	ITA-3.7.11	गुदान्त्रम्
gudapārśvakṣetram	ITA-3.7.9	गुदपार्श्वक्षेत्रम्
gudāsthi	ITA-3.13.26	गुदास्थि
gudasthitavātaḥ	ITA-5.2.1.11	गुदस्थितवातः
gudāsthivivaram	ITA-3.7.10	गुदास्थिविवरम्
gudauṣṭham	ITA-3.7.12	गुदौष्ठम्
gudavaliḥ	ITA-3.7.4	गुदवलिः
gudopasthadeśaḥ	ITA-3.7.13	गुदोपस्थदेशः
guhyam	ITA-3.6.9	गुह्यम्
guhyapradeśaḥ	ITA-3.7.14	गुह्यप्रदेशः
gulma	ITA-1.9.3.7.9	गुल्म
gulmaḥ	ITA-5.37.1	गुल्मः
gulphaḥ	ITA-3.9.9	गुल्फः
gulphakarṇaḥ	ITA-3.9.11	गुल्फकर्णः
gulphasandhiḥ	ITA-3.13.54	गुल्फसन्धिः
guṇa-sāmānyam	ITA-1.9.1.3	गुण-सामान्यम्
guṇa-viśeṣaḥ	ITA-1.9.2.3	गुण-विशेषः

Sanskrit term in IAST*	Term ID	Sanskrit term
guṇaḥ	ITA-1.9.4.1	गुणः
guṇaḥ	ITA-6.2.2.1	गुणः
guñjā	ITA-7.1.4.3	गुञ्जा
Guñjā (bīja)	ITA-7.1.4.4	गुञ्जा (बीज)
guruḥ	ITA-1.9.4.2.2	गुरुः
guruprāvaraṇam	ITA-9.2.60	गुरुप्रावरणम्
gurvādi-guṇāḥ	ITA-1.9.4.2.1	गुर्वादि-गुणाः
guṭikāñjanam	ITA-9.5.31	गुटिकाञ्जनम्
haimam	ITA-8.2.49	हैमम्
halīmakaḥ	ITA-5.15.5	हलीमकः
haṃsodakam	ITA-8.2.48	हंसोदकम्
hanugrahaḥ	ITA-5.2.1.34	हनुग्रहः
hanuḥ	ITA-3.2.4.10	हनुः
hanukāsthi	ITA-3.13.13	हनुकास्थि
hanusandhiḥ	ITA-3.13.47	हनुसन्धिः
Hanvasthi	ITA-3.13.13	हन्वस्थि
haridramehaḥ	ITA-5.41.23	हरिद्रमेहः
haritālam	ITA-7.2.3.6	हरितालम्
haritavargaḥ	ITA-8.2.7	हरितवर्गः
harṣaḥ	ITA-9.6.218	हर्षः

Sanskrit term in IAST*	Term ID	Sanskrit term
hastāgram	ITA-3.8.11	हस्ताग्रम्
hastaḥ	ITA-3.8.10	हस्तः
hastaḥ	ITA-7.1.4.27	हस्तः
hastatalam	ITA-3.8.12	हस्ततलम्
hastimehaḥ	ITA-5.41.28	हस्तिमेहः
hatādhimanthaḥ	ITA-5.66.14	हताधिमन्थः
hetu	ITA-1.8.2.4	हेतु
hetuḥ	ITA-4.4.1	हेतुः
hetuviparītacikitsā	ITA-9.1.57	हेतुविपरीतचिकित्सा
hetuviparītaḥ	ITA-4.5.8	हेतुविपरीतः
hetuviparītārthakārī	ITA-4.5.12	हेतुविपरीतार्थकारी
hetuvyādhiviparītaḥ	ITA-4.5.10	हेतुव्याधिविपरीतः
hetuvyādhiviparītārthakārī	ITA-4.5.14	हेतुव्याधिविपरीतार्थकारी
hetuvyādhiviparītārthakārī	ITA-4.8.30	हेतुव्याधिविपरीतार्थकारी
hetvābhāsaḥ	ITA-1.8.2.8	हेत्वाभासः
hetvantaram	ITA-1.7.29	हेत्वन्तरम्
hetvarthaḥ	ITA-1.6.36	हेत्वर्थः
hidhmā	ITA-5.19.1	हिध्मा
hikkā	ITA-5.19.1	हिक्का
hikkābastivyāpat	ITA-5.76.90	हिक्काबस्तिव्यापत्

Sanskrit term in IAST*	Term ID	Sanskrit term
hikkānigrahaṇaḥ	ITA-6.2.6.78	हिक्कानिग्रहणः
hikkāvegarodhaḥ	ITA-5.75.12	हिक्कावेगरोधः
himaḥ	ITA-7.1.9	हिमः
himakaṣāyaḥ	ITA-7.1.9	हिमकषायः
hīnadagdha-arśaḥ	ITA-5.76.231	हीनदग्ध-अर्शः
hīnakarṇaḥ	ITA-9.5.54	हीनकर्णः
hīnamātrāhāraḥ	ITA-5.74.2	हीनमात्राहारः
hīnaśuddhiḥ	ITA-9.2.108	हीनशुद्धिः
hiṅgulam	ITA-7.2.4.8	हिङ्गुलम्
hīrakam	ITA-7.2.6.7	हीरकम्
hitam	ITA-9.1.12	हितम्
hitāyuḥ	ITA-1.2.2	हितायुः
holākasvedaḥ	ITA-9.2.52	होलाकस्वेदः
homam	ITA-9.1.20	होमम्
hrasvajāḍyam	ITA-5.66.41	ह्रस्वजाड्यम्
hṛdagrahavirecanavyāpat	ITA-5.76.75	हृदग्रहविरेचनव्यापत्
hṛdayacaraḥ	ITA-5.13.5	हृदयचरः
hṛdayam	ITA.3.11.4	हृदयम्
hṛdayanāḍikā	ITA-3.2.4.37	हृदयनाडिका
hṛdayasthānam	ITA.3.11.5	हृदयस्थानम्

Sanskrit term in IAST*	Term ID	Sanskrit term
hṛdayāvaraṇam (viṣopakramaḥ)	ITA-9.7.34	हृदयावरणम् (विषोपक्रमः)
hṝdayopasaraṇam	ITA-5.76.44	हृदयोपसरणम्
hṝdayopasaraṇam	ITA-5.76.75	हृदयोपसरणम्
hṛdbastiḥ	ITA-9.2.23	हृद्बस्तिः
hṝdgrahaḥ-vamanavyāpat	ITA-5.76.44	हृद्ग्रहः-वमनव्यापत्
hṛdrogaḥ	ITA-5.38.1	हृद्रोगः
hṝdrogi vamanasya vyāpadaḥ	ITA-5.76.35	हृद्रोगि वमनस्य व्यापदः
hṛdyam	ITA-6.2.6.34	हृद्यम्
hṛtprāptibastivyāpat	ITA-5.76.91	हृत्प्राप्तिबस्तिव्यापत्
icchā	ITA-1.9.4.3.5	इच्छा
ikṣuvālikāmehaḥ	ITA-5.41.4	इक्षुवालिकामेहः
ikṣuvargaḥ	ITA-8.2.11	इक्षुवर्गः
indrabastiḥ (marma)	ITA-3.16.33	इन्द्रबस्तिः (मर्म)
indraluptaḥ	ITA-5.62.25	इन्द्रलुप्तः
indraviddhā	ITA-5.62.8	इन्द्रविद्धा
indriyam	ITA-3.10.1	इन्द्रियम्
indriyāntara-sañcāraḥ	ITA-1.9.3.3.5	इन्द्रियान्तर-सञ्चारः
irivellikā	ITA-5.62.13	इरिवेल्लिका
īrṣyābhirati	ITA-9.9.16	ईर्ष्याभिरति
īrṣyakaḥ	ITA-9.9.16	ईर्ष्यकः

Sanskrit term in IAST*	Term ID	Sanskrit term
jaghanakapālaḥ	ITA-3.13.22	जघनकपालः
jaghanam	ITA-3.7.20	जघनम्
jala-srāvaḥ	ITA-5.66.65	जल-स्रावः
jāladharā-sirā	ITA-3.14.15	जालधरासिरा
jālagardabhaḥ	ITA-5.62.12	जालगर्दभः
jalam	ITA-1.9.3.1.6	जलम्
jālam	ITA-3.13.66	जालम्
jālandharā	ITA-3.14.15	जालन्धरा
jalaukāvacaraṇam	ITA-9.6.103	जलौकावचरणम्
Jalavāhinīsirā	ITA-3.2.1.20	जलवाहिनीसिरा
jalavargaḥ	ITA-8.2.34	जलवर्गः
jālinī-pramehapiḍakā	ITA-5.41.1.4	जालिनी-प्रमेहपिडका
jalpaḥ	ITA-1.7.14	जल्पः
jāṅgalamāṃsātyupayogaḥ	ITA-5.74.6	जाङ्गलमांसात्युपयोगः
jaṅgamaḥ	ITA-1.9.3.7.11	जङ्गमः
jāṅgamaḥ	ITA-6.1.9	जाङ्गमः
jāṅgamaviṣa-adhiṣṭhānam	ITA-9.7.11	जाङ्गमविष-अधिष्ठानम्
jaṅgamaviṣaḥ	ITA-5.72.3	जङ्गमविषः
jāṅgamaviṣam	ITA-9.7.8	जाङ्गमविषम्
jaṅghā	ITA-3.9.7	जङ्घा

Sanskrit term in IAST*	Term ID	Sanskrit term
jaṅghā-piṇḍikā	ITA-3.9.8	जङ्घापिण्डिका
jaṅghāsthinī	ITA-3.13.29	जङ्घास्थि
janmabalapravṛttarogaḥ	ITA-4.2.15	जन्मबलप्रवृत्तरोगः
jānu	ITA-3.9.6	जानु
jānubastiḥ	ITA-9.2.26	जानुबस्तिः
jānukapālikā	ITA-3.13.27	जानुकपालिका
jānusandhiḥ	ITA-3.13.52	जानुसन्धिः
jānvadhaḥsandhiḥ	ITA-3.13.53	जान्वधःसन्धिः
jarācikitsā	ITA-1.4.9	जराचिकित्सा
jarājanyaklaibyam	ITA-9.9.21	जराजन्यक्लैब्यम्
jaraṇaśaktiḥ	ITA-2.6.27	जरणशक्तिः
jarāśoṣaḥ	ITA-5.17.7	जराशोषः
jarāyuḥ	ITA-3.17.6	जरायुः
jarāyujaḥ	ITA-1.9.3.7.12	जरायुजः
jātakarma	ITA-9.4.20	जातकर्म
jātakarmasaṁskāraḥ	ITA-9.4.25	जातकर्मसंस्कारः
jātamātraḥ	ITA-9.4.9	जातमात्रः
jāṭharāgniḥ	ITA-2.6.3	जाठराग्निः
jaṭharam	ITA-3.5.1	जठरम्
jātiḥ	ITA-4.5.16	जातिः

Sanskrit term in IAST*	Term ID	Sanskrit term
jatru	ITA-3.2.4.29	जत्रु
jatrumūlam	ITA-3.3.3	जत्रुमूलम्
jatrūrdhvacikitsā	ITA-9.5.1	जत्रूर्ध्वचिकित्सा
jatrūrdhvamarma	ITA-3.16.11	जत्रूर्ध्वमर्म
jatrusandhiḥ	ITA-3.13.48	जत्रुसन्धिः
jatumaṇiḥ	ITA-5.62.31	जतुमणिः
jentākasvedaḥ	ITA-9.2.45	जेन्ताकस्वेदः
jihvā	ITA-3.2.4.18	जिह्वा
jihvā-mūlam	ITA-3.2.4.21	जिह्वामूलम्
jihvā-prabandhaḥ	ITA-3.2.4.21	जिह्वाप्रबन्धः
jihvā-sevanī	ITA-3.2.4.22	जिह्वासेवनी
jihvābandhanam	ITA-3.2.4.21	जिह्वाबन्धनम्
jihvāgram	ITA-3.2.4.19	जिह्वाग्रम्
jihvāmūlagatamalaḥ	ITA-5.4.12	जिह्वामूलगतमलः
jihvāstambhaḥ	ITA-5.2.1.36	जिह्वास्तम्भः
jihvātalam	ITA-3.2.4.20	जिह्वातलम्
jijñāsā	ITA-1.7.15	जिज्ञासा
jīvādānam-vamanavyāpat	ITA-5.76.46	जीवादानम्-वमनव्यापत्
jīvādānavirecanavyāpat	ITA-5.76.77	जीवादानविरेचनव्यापत्
jīvaḥ	ITA-1.9.3.2.3	जीवः

Sanskrit term in IAST*	Term ID	Sanskrit term
jīvanam	ITA-2.2.6	जीवनम्
jīvanīyaḥ	ITA-6.2.6.43	जीवनीयः
jīvanīyaḥ	ITA-9.8.12	जीवनीयः
jīvanmuktiḥ	ITA-1.9.3.2.27	जीवन्मुक्तिः
jīvaraktāśayaḥ	ITA.3.11.44	जीवरक्ताशयः
jīvitadhāma	ITA-3.16.1	जीवितधाम
jīvitam	ITA-1.2.1	जीवितम्
jīvitāyatanam	ITA-3.16.1	जीवितायतनम्
jñaḥ	ITA-1.9.3.2.4	ज्ञः
jñānam	ITA-1.5.1	ज्ञानम्
jñānam	ITA-1.5.5	ज्ञानम्
Jñānendrayagatavāta	ITA-5.2.1.14	ज्ञानेन्द्रियगतवात
jñānendriyam	ITA-3.10.4	ज्ञानेन्द्रियम्
jṛmbhānigrahaja-udāvartaḥ	ITA-5.35.8	जृम्भानिग्रहज-उदावर्तः
jṛmbhāvegarodhaḥ	ITA-5.75.13	जृम्भावेगरोधः
jvara	ITA-4.2.1	ज्वर
jvaraḥ	ITA-5.6.1	ज्वरः
jvarapūrvarupam	ITA-5.6.2	ज्वरपूर्वरुपम्
jyotisthānam	ITA.3.11.34	ज्योतिस्थानम्
kacaḥ	ITA-3.10.1.16	कचः

Sanskrit term in IAST*	Term ID	Sanskrit term
kacāntaḥ	ITA-3.10.1.17	कचान्तः
kacchapaḥ (kacchapī)	ITA-5.63.42	कच्छपः (कच्छपी)
kacchapikā	ITA-5.62.6	कच्छपिका
kacchapikā-pramehapiḍakā	ITA-5.41.1.3	कच्छपिका-प्रमेहपिडका
kacchū	ITA-5.59.16	कच्छू
kadaraḥ	ITA-5.62.23	कदरः
kajjalī	ITA-7.2.1.22	कज्जली
kākalakam	ITA-3.2.4.31	काकलकम्
kākalam	ITA-3.2.4.31	काकलम्
kākaṇakaḥ	ITA-5.59.8	काकणकः
kākauṣṭhaka	ITA-9.5.57	काकौष्ठक:
kakerukaḥ	ITA-5.13.6	ककेरुक
kakṣā	ITA-3.3.17	कक्षा
kakṣābhāgaḥ	ITA-3.3.18	कक्षाभागः
kakṣadharaḥ (marma)	ITA-3.16.45	कक्षधरः (मर्म)
kakṣādharaḥ (marma)	ITA-3.16.45	कक्षाधरः (मर्म)
kakṣaḥ	ITA-3.3.17	कक्षः
kakṣāḥ	ITA-5.62.14	कक्षाः
kalā	ITA-3.12.1	कला
kalā	ITA-7.1.4.32	कला

Sanskrit term in IAST*	Term ID	Sanskrit term
kālabalapravṛttarogaḥ	ITA-4.2.26	कालबलप्रवृत्तरोगः
kālabastiḥ	ITA-9.2.83	कालबस्तिः
kālaḥ	ITA-1.9.3.4.1	कालः
kālaḥ	ITA-1.11.1	कालः
kālaḥ	ITA-1.11.9	कालः
kālaḥ	ITA-2.9.1	कालः
kālaja-balam	ITA-2.2.30	कालजबलम्
kālajarogaḥ	ITA-4.2.35	कालजरोगः
kālakhaṇḍaḥ	ITA.3.11.9	कालखण्डः
kalalam	ITA-3.17.2	कललम्
kālamānaḥ	ITA-7.1.4.29	कालमानः
kālamehaḥ	ITA-5.41.19	कालमेहः
kālāntaraprāṇaharamarma	ITA-3.16.19	कालान्तरप्राणहरमर्म
kālaprakarṣaḥ	ITA-8.3.4	कालप्रकर्षः
kālapratīkṣā	ITA-9.1.63	कालप्रतीक्षा
kālasamprāptiḥ	ITA-4.5.23	कालसम्प्राप्तिः
kalāvikā	ITA-3.8.17	कलाविका
kalāyakhañjaḥ	ITA-5.2.1.43	कलायखञ्जः
kāleyakam	ITA.3.11.12	कालेयकम्
kāleyam	ITA.3.11.12	कालेयम्

Sanskrit term in IAST*	Term ID	Sanskrit term
Kālikā	ITA-3.14.8	कालिका
kālikā	ITA-5.76.203	कालिका
kālīyakam	ITA.3.11.9	कालीयकम्
kālīyam	ITA.3.11.9	कालीयम्
kalkaḥ	ITA-7.1.3	कल्कः
kalkaḥ (vraṇacikitsā)	ITA-9.6.147	कल्कः (व्रणचिकित्सा)
kalpanā	ITA-1.6.38	कल्पना
kāmādivyagramanaso-virecanavyāpat	ITA-5.76.61	कामादिव्यग्रमनसो-विरेचनव्यापत्
kāmaḥ	ITA-1.9.3.3.18	कामः
kāmalā	ITA-5.15.1	कामला
kāmasirā	ITA-3.14.16	कामसिरा
kāmbalikaḥ	ITA-8.3.46	काम्बलिकः
kāṃkṣī	ITA-7.2.3.5	कांक्षी
kampaḥ	ITA-5.2.1.56	कम्पः
kampillakaḥ	ITA-7.2.4.2	कम्पिल्लकः
kāṃsyam	ITA-7.2.5.10	कांस्यम्
kāmyarasāyanam	ITA-9.8.4	काम्यरसायनम्
kāṇḍam	ITA-2.2.11	काण्डम्
kaṇḍarā	ITA-2.3.4	कण्डरा
kaṇḍūghnaḥ	ITA-6.2.6.69	कण्डूघ्नः

Sanskrit term in IAST*	Term ID	Sanskrit term
kaṇḍūharaḥ	ITA-6.2.6.69	कण्डूहरः
kaṇḍūpraśamanaḥ	ITA-6.2.6.69	कण्डूप्रशमनः
kanīnasandhiḥ	ITA-3.2.1.9	कनीनसन्धिः
Kanīnikā	ITA-3.2.1.9	कनीनिका
kaniṣṭhikā	ITA-3.8.30	कनिष्टिका
kāñjī	ITA-8.3.44	काञ्जी
kāñjikam	ITA-7.1.1.5	काञ्जिकम्
kāñjikam	ITA-8.3.44	काञ्जिकम्
kaṅkuṣṭham	ITA-7.2.3.9	कङ्कुष्ठम्
kaṇṭhagatarogaḥ	ITA-5.63.50	कण्ठगतरोगः
kaṇṭhaḥ	ITA-3.2.4.30	कण्ठः
kaṇṭhanāḍī	ITA-3.2.4.37	कण्ठनाडी
kaṇṭhaśālūkaḥ	ITA-5.63.58	कण्ठशालूकः
kaṇṭhasirā	ITA-3.14.12	कण्ठसिरा
kaṇṭhaśuṇḍī	ITA-5.63.38	कण्ठशुण्डी
kaṇṭhyam	ITA-6.2.6.31	कण्ठ्यम्
kapālaḥ	ITA-3.2.3	कपालः
kapālaḥ	ITA-5.59.2	कपालः
kapālāsthi	ITA-3.13.5	कपालास्थि
kapālikā	ITA-5.63.31	कपालिका

Sanskrit term in IAST*	Term ID	Sanskrit term
kapardakaḥ	ITA-7.2.4.5	कपर्दकः
kapāṭasandhika	ITA-9.5.51	कपाटसन्धिकः
kapha	ITA-2.1.3.1	कफ
kapha-karma	ITA-2.1.3.7	कफकर्म
kapha-śamanam	ITA-6.2.6.5	कफशमनम्
kaphābhiṣyandaḥ	ITA-5.66.5	कफाभिष्यन्दः
kaphadoṣāvasthā	ITA-5.2.3.1	कफदोषावस्था
kaphaduṣṭaraktaḥ	ITA-5.76.209	कफदुष्टरक्तः
kaphaja-adhimanthaḥ	ITA-5.66.10	कफज-अधिमन्थः
kaphaja-āmavātaḥ	ITA-5.32.4	कफज-आमवातः
kaphaja-amlapittam	ITA-5.33.5	कफज-अम्लपित्तम्
kaphaja-apasmāraḥ	ITA-5.29.4	कफज-अपस्मारः
kaphaja-arocakaḥ	ITA-5.22.4	कफज-अरोचकः
kaphaja-aśmarī	ITA-5.40.5	कफज-अश्मरी
kaphaja-atisāraḥ	ITA-5.7.5	कफज-अतिसारः
kaphaja-galagaṇḍaḥ	ITA-5.47.3	कफजगलगण्डः
kaphaja-oṣṭhaprakopaḥ	ITA-5.63.5	कफज-ओष्ठप्रकोपः
kaphaja-pratiśyāyaḥ	ITA-5.65.16	कफज-प्रतिश्यायः
kaphaja-śirorogaḥ	ITA-5.67.4	कफज-शिरोरोगः
kaphaja-udararogaḥ	ITA-5.43.4	कफज-उदररोगः

Sanskrit term in IAST*	Term ID	Sanskrit term
kaphaja-upadaṃśaḥ	ITA-5.57.4	कफज-उपदंशः
kaphaja-vṛddhiḥ	ITA-5.45.4	कफज-वृद्धिः
kaphaja-yonirogaḥ	ITA-5.69.4	कफज-योनिरोगः
kaphajacaturthakajvaraḥ	ITA-5.6.25	कफजचतुर्थकज्वरः
kaphajachardiḥ	ITA-5.23.4	कफजछर्दिः
kaphajadantanāḍī	ITA-5.63.25	कफजदन्तनाडी
kaphajagrahaṇīroga	ITA-5.9.4	कफजग्रहणीरोग
kaphajagranthiḥ	ITA-5.49.4	कफजग्रन्थिः
kaphajagulmaḥ	ITA-5.37.4	कफजगुल्मः
kaphajahṛdrogaḥ	ITA-5.38.4	कफजहृद्रोगः
kaphajājīrṇam	ITA-5.11.7	कफजाजीर्णम्
kaphajajvaraḥ	ITA-5.6.7	कफजज्वरः
kaphajakarṇarogaḥ	ITA-5.64.19	कफजकर्णरोगः
kaphajakāsaḥ	ITA-5.18.4	कफजकासः
kaphajakṛmiḥ	ITA-5.13.5	कफजकृमिः
kaphajakṣīradoṣaḥ	ITA-5.70.11	कफजक्षीरदोषः
kaphajakuṣṭhaḥ	ITA-5.59.4	कफजकुष्ठः
kaphajamasūrikā	ITA-5.61.12	कफजमसूरिका
kaphajamūrcchā	ITA-5.25.5	कफजमूर्च्छा
kaphajamūtrakṛcchram	ITA-5.39.4	कफजमूत्रकृच्छ्रम्

Sanskrit term in IAST*	Term ID	Sanskrit term
kaphajanāḍīvraṇaḥ	ITA-5.56.4	कफजनाडीव्रणः
kaphajanāsārśaḥ	ITA-5.65.24	कफजनासार्शः
kaphajapāṇḍurogaḥ	ITA-5.14.4	कफजपाण्डुरोगः
kaphajapariṇāmaśūlaḥ	ITA-5.34.12	कफजपरिणामशूलः
kaphajapramehaḥ	ITA-5.41.2	कफजप्रमेहः
kaphajaraktapittam	ITA-5.16.4	कफजरक्तपित्तम्
kaphajarohiṇī	ITA-5.63.54	कफजरोहिणी
kaphajārśaḥ	ITA-5.10.4	कफजार्शः
kaphajaślīpadaḥ	ITA-5.51.4	कफजश्लीपदः
kaphajaśophaḥ	ITA-5.44.4	कफजशोफः
kaphajaśūlaḥ	ITA-5.34.4	कफजशूलः
kaphajasvarabhedaḥ	ITA-5.21.4	कफजस्वरभेदः
kaphajatṛṣṇā	ITA-5.24.5	कफजतृष्णा
kaphajavidradhiḥ	ITA-5.52.4	कफजविद्रधिः
kaphajavisarpaḥ	ITA-5.60.4	कफजविसर्पः
kaphajavisphoṭakaḥ	ITA-5.61.4	कफजविस्फोटकः
kaphajavraṇaśophaḥ	ITA-5.53.4	कफजव्रणशोफः
kaphajayonikandaḥ	ITA-5.69.9	कफजयोनिकन्दः
kaphajonmādaḥ	ITA-5.28.4	कफजोन्मादः
kaphajvarapūrvarūpam	ITA-5.6.8	कफज्वरपूर्वरूपम्

Sanskrit term in IAST*	Term ID	Sanskrit term
kaphakōpanam	ITA-6.2.6.6	कफकोपनम्
kaphakṣayaḥ	ITA-5.2.3.5	कफक्षयः
kaphapittajajvaraḥ	ITA-5.6.11	कफपित्तजज्वरः
kaphapittatṛtīyakajvaraḥ	ITA-5.6.19	कफपित्ततृतीयकज्वरः
kaphaprakopaḥ	ITA-5.2.3.3	कफप्रकोपः
kaphaprakṛtiḥ	ITA-2.8.5	कफप्रकृतिः
kaphaprasaraḥ	ITA-5.2.3.4	कफप्रसरः
kaphasañcayaḥ	ITA-5.2.3.2	कफसञ्चयः
kaphāśayaḥ	ITA.3.11.43	कफाशयः
Kaphavahā	ITA-3.14.4	कफवहा
kaphavātajajvaraḥ	ITA-5.6.9	कफवातजज्वरः
kaphavātaprakṛtiḥ	ITA-2.8.8	कफवातप्रकृतिः
kaphavidagdhadṛṣṭiḥ	ITA-5.66.39	कफविदग्धदृष्टिः
kaphoṇiḥ	ITA-3.8.9	कफोणिः
kaphotkliṣṭa-vartma	ITA-5.66.82	कफोत्क्लिष्ट-वर्त्म
kapolaḥ	ITA-3.2.4.4	कपोलः
kapotapuṭaḥ	ITA-7.2.1.17	कपोतपुटः
karaḥ	ITA-3.8.10	करः
karajaḥ	ITA-3.10.1.18	करजः
karālaḥ	ITA-5.63.21	करालः

Sanskrit term in IAST*	Term ID	Sanskrit term
kāram	ITA-8.2.40	कारम्
karamūlam	ITA-3.8.13	करमूलम्
karaṇa	ITA-1.11.1	करण
kāraṇa	ITA-1.11.1	कारण
kāraṇadravyam	ITA-1.9.3.1.1	कारणद्रव्यम्
karaṇam	ITA-1.11.3	करणम्
karaṇam	ITA-3.9.18	करणम्
kāraṇam	ITA-1.8.2.29	कारणम्
kāraṇam	ITA-1.11.2	कारणम्
kāraṇam	ITA-4.4.1	कारणम्
karapatraśastram	ITA-9.6.44	करपत्रशस्त्रम्
kardamavisarpaḥ	ITA-5.60.8	कर्दमविसर्पः
karīṣaḥ	ITA-7.2.1.21	करीषः
karma	ITA-1.9.5.1	कर्म
karma	ITA-6.2.6.1	कर्म
karma-sāmānyam	ITA-1.9.1.4	कर्म-सामान्यम्
karma-viśeṣaḥ	ITA-1.9.2.4	कर्म-विशेषः
karmabastiḥ	ITA-9.2.82	कर्मबस्तिः
karmabhārādhvahto-pavāsamaithunādh-yayanavyāyāmacintāprasakta	ITA-5.76.28	कर्मभाराध्वहतोपवासमैथुनाध्ययनव्यायामचिन्ताप्रसक्त

Sanskrit term in IAST*	Term ID	Sanskrit term
karmendriyam	ITA-3.10.2	कर्मेन्द्रियम्
kārmuka-bījam	ITA-2.2.24	कार्मुकबीजम्
kārmukabījaḥ	ITA-9.9.8	कार्मुकबीजः
karṇa-arbudaḥ	ITA-5.64.15	कर्ण-अर्बुदः
karṇa-arśaḥ	ITA-5.64.16	कर्ण-अर्शः
karṇa-gūthakaḥ	ITA-5.64.8	कर्ण-गूथकः
karṇa-kaṇḍūḥ	ITA-5.64.7	कर्ण-कण्डूः
karṇa-kṣveḍaḥ	ITA-5.64.5	कर्ण-क्ष्वेडः
karṇa-nādaḥ	ITA-5.64.3	कर्ण-नादः
karṇa-pākaḥ	ITA-5.64.12	कर्ण-पाकः
karṇa-pratināhaḥ	ITA-5.64.9	कर्ण-प्रतिनाहः
karṇa-śophaḥ	ITA-5.64.14	कर्ण-शोफः
karṇa-srāvaḥ	ITA-5.64.6	कर्ण-स्रावः
karṇa-srotaḥ	ITA-3.2.3.12	कर्णस्रोतः
karṇa-vidradhiḥ	ITA-5.64.11	कर्ण-विद्रधिः
karṇadhūpanam	ITA-9.5.60	कर्णधूपनम्
karṇaḥ	ITA-3.2.3.1	कर्णः
karṇalatikā	ITA-3.2.3.7	कर्णलतिका
karṇamalaḥ	ITA-2.4.7	कर्णमलः
karṇamūlam	ITA-3.2.3.4	कर्णमूलम्

Sanskrit term in IAST*	Term ID	Sanskrit term
karṇanāḍī	ITA-3.2.3.5	कर्णनाडी
karṇapālī	ITA-3.2.3.7	कर्णपाली
karṇapālī-abhivardhana-abhyaṅgaḥ	ITA-9.5.41	कर्णपाली-अभिवर्धन-अभ्यङ्गः
karṇapālirogaḥ	ITA-5.64.21	कर्णपालिरोगः
karṇapīṭham	ITA-3.2.3.6	कर्णपीठम्
karṇaprakṣālanam	ITA-9.5.61	कर्णप्रक्षालनम्
karṇapramārjanam	ITA-9.5.62	कर्णप्रमार्जनम्
karṇapṛṣṭham	ITA-3.2.3.9	कर्णपृष्ठम्
karṇapūraṇam	ITA-9.5.58	कर्णपूरणम्
karṇaputrakaḥ	ITA-3.2.3.8	कर्णपुत्रकः
karṇarogacikitsā	ITA-9.5.40	कर्णरोगचिकित्सा
karṇarogaḥ	ITA-5.64.1	कर्णरोगः
karṇaśaṣkulikā	ITA-3.2.3.10	कर्णशष्कुलिका
karṇaśothaḥ	ITA-5.64.14	कर्णशोथः
karṇāsthi	ITA-3.13.11	कर्णास्थि
karṇaśūlaḥ	ITA-5.64.2	कर्णशूलः
karṇasvedanam	ITA-9.5.59	कर्णस्वेदनम्
karṇāvaṭuḥ	ITA-3.2.3.11	कर्णावटुः
karṇavedhanasaṁskāraḥ	ITA-9.4.32	कर्णवेधनसंस्कारः
karṇavyadhajanyarogaḥ	ITA-5.76.202	कर्णव्यधजन्यरोगः
karṇavyadhanasandhāna-ayogaḥ	ITA-5.76.206	कर्णव्यधनसन्धान-अयोगः
karparam	ITA-3.13.5	कर्परम्
karparapācanam	ITA-8.3.3	कर्परपाचनम्
karṣaḥ	ITA-7.1.4.7	कर्षः
karśanam	ITA-6.2.6.17	कर्शनम्
karṣūsvedaḥ	ITA-9.2.47	कर्षूस्वेदः
kartā	ITA-1.9.3.2.5	कर्ता
kartā	ITA-4.4.1	कर्ता
kārya	ITA-1.11.1	कार्य
kāryadravyam	ITA-1.9.3.7.1	कार्यद्रव्यम्
kāryaḥ	ITA-1.11.5	कार्यः
kāryaphala	ITA-1.11.1	कार्यफल
kāryaphalam	ITA-1.11.6	कार्यफलम्
kāryayoni	ITA-1.11.1	कार्ययोनि
kāryayoniḥ	ITA-1.11.4	कार्ययोनिः
kāsaghnadhūmapānam	ITA-9.5.78	कासघ्नधूमपानम्
kāsaḥ	ITA-5.18.1	कासः
kaṣāya-rasaḥ	ITA-6.2.1.12	कषाय-रसः
kaṣāyadhārā	ITA-9.2.21	कषायधारा
kaṣāyaḥ (vraṇacikitsā)	ITA-9.6.145	कषायः (व्रणचिकित्सा)

Sanskrit term in IAST*	Term ID	Sanskrit term
kaṣāyarasa-mithyāyogaḥ	ITA-5.76.239	कषायरस-मिथ्यायोगः
kaṣāyarasātiyogaḥ	ITA-5.74.20	कषायरसातियोगः
kaṣāyaskandhaḥ	ITA-6.2.1.13	कषायस्कन्धः
kaśeruḥ	ITA-3.7.19	कशेरुः
kaśerukā	ITA-3.7.19	कशेरुका
kāsīsaḥ	ITA-7.2.3.4	कासीसः
kāṣṭhā	ITA-7.1.4.31	काष्ठा
kaṭhinaḥ	ITA-1.9.4.2.15	कठिनः
kaṭī	ITA-3.6.6	कटि
kaṭī-prothaḥ	ITA-3.7.21	कटी-प्रोथः
kaṭibastiḥ	ITA-9.2.25	कटिबस्तिः
kaṭikapālaḥ	ITA-3.13.22	कटिकपालः
kaṭīkataruṇam (marma)	ITA-3.16.34	कटीकतरुणम् (मर्म)
kaṭīpradeśaḥ	ITA-3.6.7	कटिप्रदेशः
kaṭisandhiḥ	ITA-3.13.51	कटिसन्धिः
kaṭu-rasaḥ	ITA-6.2.1.8	कटु-रसः
kaṭuavasthāpākaḥ	ITA-2.6.25	कटु-अवस्थापाकः
kaṭukaskandhaḥ	ITA-6.2.1.9	कटुकस्कन्धः
kaṭurasātiyogaḥ	ITA-5.74.18	कटुरसातियोगः
kaṭuskandhaḥ	ITA-6.2.1.9	कटुस्कन्धः

Sanskrit term in IAST*	Term ID	Sanskrit term
kaṭvaram	ITA-8.2.20	कट्वरम्
kaṭyantram	ITA.3.11.37	कट्यन्त्रम्
kauberakāyaḥ	ITA-2.8.15	कौबेरकायः
kaumārabhṛtyam	ITA-1.4.4	कौमारभृत्यम्
kaumārabhṛtyam	ITA-9.4.1	कौमारभृत्यम्
kaupam	ITA-8.2.41	कौपम्
kavala-atiyogaḥ	ITA-5.76.167	कवल-अतियोगः
kavalacikitsāpacāraḥ	ITA-5.76.165	कवलचिकित्सापचारः
kavaladhāraṇam (vraṇacikitsā)	ITA-9.6.174	कवलधारणम् (व्रणचिकित्सा)
kavalaḥ	ITA-9.5.86	कवलः
kavalahīnayogaḥ	ITA-5.76.166	कवलहीनयोगः
kavalāntaram	ITA-6.2.7.10	कवलान्तरम्
kāyacchidram	ITA-2.5.2	कायच्छिद्रम्
kāyacikitsā	ITA-1.4.3	कायचिकित्सा
kāyacikitsā	ITA-9.1.1	कायचिकित्सा
kāyāgniḥ	ITA-2.6.2	कायाग्निः
kāyaḥ	ITA-2.8.10	कायः
kāyaḥ	ITA-3.1.2	कायः
kāyaḥ	ITA-9.1.2	कायः
kāyasekaḥ	ITA-9.2.18	कायसेकः

Sanskrit term in IAST*	Term ID	Sanskrit term
kedārīkulyānyāyaḥ	ITA-2.6.20	केदारीकुल्यन्यायः
keśabhūmiḥ	ITA-3.10.1.15	केशभूमिः
keśādaḥ	ITA-5.13.7	केशादः
keśaḥ	ITA-3.10.1.9	केशः
keśarañjanam	ITA-6.2.6.82	केशरञ्जनम्
keśavardhanam	ITA-6.2.6.80	केशवर्धनम्
keśyam	ITA-6.2.6.81	केश्यम्
kevalānvayi-anumānam	ITA-1.8.2.16	केवलान्वयि-अनुमानम्
kevalavyatireki-anumānam	ITA-1.8.2.15	केवलव्यतिरेकि-अनुमानम्
khaḍaḥ	ITA-8.3.45	खडः
khāditam	ITA-8.1.11	खादितम्
khalekapotanyāyaḥ	ITA-2.6.21	खलेकपोतन्यायः
khaliḥ	ITA-5.63.19	खलिः
khallī	ITA-5.2.1.57	खल्ली
khalvayantram	ITA-7.1.3.3	खल्वयन्त्रम्
khanijaḥ	ITA-1.9.3.7.17	खनिजः
khañjaḥ	ITA-5.2.1.41	खञ्जः
kharaḥ	ITA-1.9.4.2.11	खरः
khāriḥ	ITA-7.1.4.18	खारिः

Sanskrit term in IAST*	Term ID	Sanskrit term
kharparaḥ	ITA-7.2.2.9	खर्परः
khaṭikā	ITA-7.2.8.7	खटिका
khaṭvābandhaḥ	ITA-9.6.189	खट्वाबन्धः
khuḍaḥ	ITA-3.13.54	खुडः
khuḍakaḥ	ITA-3.9.10	खुडकः
khulakaḥ	ITA-3.9.10	खुलकः
kīlaka	ITA-3.13.15	कीलकः
kīlakaḥ	ITA-5.70.4	कीलकः
kilāṭam	ITA-8.2.21	किलाटम्
kīṭaviṣaḥ	ITA-5.72.22	कीटविषः
kiṭibhaḥ	ITA-5.59.11	किटिभः
kiṭṭam	ITA-2.4.2	किट्टम्
klaibyam	ITA-9.9.18	क्लैब्यम्
klamabastivyāpat	ITA-5.76.88	क्लमबस्तिव्यापत्
klamaḥ-vamanavyāpat	ITA-5.76.49	क्लमः-वमनव्यापत्
klamavirecanavyāpat	ITA-5.76.81	क्लमविरेचनव्यापत्
kledaka-kaphaḥ	ITA-2.1.3.3	क्लेदककफः
kliṣṭa-vartma	ITA-5.66.83	क्लिष्ट-वर्त्म
kliṣṭavartma	ITA-5.66.80	क्लिष्टवर्त्म
kloma	ITA.3.11.8	क्लोम

Sanskrit term in IAST*	Term ID	Sanskrit term
klomanāḍī	ITA.3.11.7	क्लोमनाडी
kōpanam	ITA-6.2.6.6	कोपनम्
korasandhiḥ	ITA-3.13.39	कोरसन्धिः
kośabandhaḥ	ITA-9.6.181	कोशबन्धः
kośaḥ	ITA-3.6.15	कोशः
koṣaḥ	ITA-3.6.15	कोषः
koṣṭha-abhighātaḥ	ITA-5.73.14	कोष्ठ-अभिघातः
koṣṭhagata-śalyaḥ	ITA-5.73.10	कोष्ठगत-शल्यः
koṣṭhaḥ	ITA-2.6.37	कोष्ठः
koṣṭhaḥ	ITA.3.11.1	कोष्टः
koṣṭhakam	ITA-3.13.15	कोष्टकम्
koṣṭhakāsthi	ITA-3.13.15	कोष्ठकास्थि
koṣṭhamarma	ITA-3.16.8	कोष्ठमर्म
koṣṭhāṅgam	ITA.3.11.2	कोष्ठाङ्गम्
koṣṭhāśritakāmalā	ITA-5.15.2	कोष्ठाश्रितकामला
koṣṭhāśritavātakopaḥ	ITA-5.2.1.10	कोष्ठाश्रितवातकोपः
koṭaraḥ	ITA-3.2.1.3	कोटरः
koṭhaḥ	ITA-5.59.24	कोठः
kṛcchrasādhyarogaḥ	ITA-4.2.40	कृच्छ्रसाध्यरोगः
kṝddhabhīta āsthāpanasya vyāpadaḥ	ITA-5.76.110	क्रुद्धभीत आस्थापनस्य व्यापदः

Sanskrit term in IAST*	Term ID	Sanskrit term
kriyākālaḥ	ITA-4.6.6	क्रियाकालः
kriyākalpaḥ	ITA-9.5.13	क्रियाकल्पः
kṛkalāsadaṣṭaḥ	ITA-5.72.25	कृकलासदष्टः
kṛkāṭikā (marma)	ITA-3.16.47	कृकाटिका (मर्म)
kṛmidantakaḥ	ITA-5.63.28	कृमिदन्तकः
kṝmighnakarma (vraṇacikitsā)	ITA-9.6.169	कृमिघ्नकर्म (व्रणचिकित्सा)
kṛmigranthiḥ	ITA-5.66.68	कृमिग्रन्थिः
kṛmija-śirorogaḥ	ITA-5.67.7	कृमिज-शिरोरोगः
kṛmijachardiḥ	ITA-5.23.7	कृमिजछर्दिः
kṛmijahṛdrogaḥ	ITA-5.38.6	कृमिजहृद्रोगः
kṛmijapāṇḍurogaḥ	ITA-5.14.6	कृमिजपाण्डुरोगः
kṛmikarṇakaḥ	ITA-5.64.10	कृमिकर्णकः
kroḍaḥ	ITA.3.11.4	क्रोडः
krodhaḥ	ITA-1.9.3.3.19	क्रोधः
krodhaḥ	ITA-9.2.64	क्रोधः
krośanam	ITA-9.4.46	क्रोशनम्
kroṣṭukaśīrṣaḥ	ITA-5.2.1.40	क्रोष्टुकशीर्षः
kṛśarā	ITA-8.3.47	कृशरा
kṛṣṇa-dṛṣṭi-sandhiḥ	ITA-3.2.1.13	कृष्णदृष्टिसन्धिः
kṛṣṇa-maṇḍalam	ITA-3.2.1.30	कृष्णमण्डलम्

Sanskrit term in IAST*	Term ID	Sanskrit term
kṛṣṇa-tārakā	ITA-3.2.1.32	कृष्णतारका
kṛṣṇakarma (vraṇacikitsā)	ITA-9.6.159	कृष्णकर्म (व्रणचिकित्सा)
kṛṣṇamehaḥ	ITA-5.41.19	कृष्णमेहः
kṝtanastaḥ karmaṇo āsthāpanam	ITA-5.76.109	कृतनस्तः कर्मणो आस्थापनं
kṛtānnavargaḥ	ITA-8.3.10	कृतान्नवर्गः
kṛtarasaḥ	ITA-8.3.25	कृतरसः
kṛtayūṣaḥ	ITA-8.3.23	कृतयूषः
kṛtrimam	ITA-1.9.3.7.18	कृत्रिमम्
kṛtrimaviṣaḥ	ITA-5.72.13	कृत्रिमविषः
kṛtrimaviṣam	ITA-9.7.13	कृत्रिमविषम्
krūra-koṣṭhaḥ	ITA-2.6.40	क्रूरकोष्ठः
kṣamā	ITA-2.1.3.8	क्षमा
kṣaṇam	ITA-7.1.4.30	क्षणम्
kṣāra-atidagdhagudaḥ	ITA-5.76.219	क्षार-अतिदग्धगुदः
kṣāra-atidagdhaḥ	ITA-5.76.218	क्षार-अतिदग्धः
kṣāra-atidagdhanāsā	ITA-5.76.220	क्षार-अतिदग्धनासा
kṣāra-atidagdhanetram	ITA-5.76.221	क्षार-अतिदग्धनेत्रम्
kṣāra-atidagdhaśrotram	ITA-5.76.222	क्षार-अतिदग्धश्रोत्रम्
kṣāra-hīnadagdhaḥ	ITA-5.76.223	क्षार-हीनदग्धः

Sanskrit term in IAST*	Term ID	Sanskrit term
kṣāraḥ	ITA-7.2.10.1	क्षारः
kṣārakarma	ITA-9.6.89	क्षारकर्म
kṣārakarma (vraṇacikitsā)	ITA-9.6.157	क्षारकर्म (व्रणचिकित्सा)
kṣārakarma-apacāraḥ	ITA-5.76.215	क्षारकर्म-अपचारः
kṣāramehaḥ	ITA-5.41.18	क्षारमेहः
kṣārapāna-atiyogaḥ	ITA-5.76.217	क्षारपान-अतियोगः
kṣārapāyanā	ITA-9.6.84	क्षारपायना
kṣārasūtraḥ	ITA-9.6.92	क्षारसूत्रः
kṣāravibhramaḥ	ITA-5.76.216	क्षारविभ्रमः
kṣatagudasya virecanavyāpat	ITA-5.76.57	क्षतगुदस्य विरेचनव्यापत्
kṣataja-oṣṭhaprakopaḥ	ITA-5.63.10	क्षतज-ओष्ठप्रकोपः
kṣatajabhagandaraḥ	ITA-5.56.1.7	क्षतजभगन्दरः
kṣatajadāhaḥ	ITA-5.27.7	क्षतजदाहः
kṣatajakāsaḥ	ITA-5.18.5	क्षतजकासः
kṣatajaśophaḥ	ITA-5.44.7	क्षतजशोफः
kṣatajatṛṣṇā	ITA-5.24.6	क्षतजतृष्णा
kṣatajavisarpaḥ	ITA-5.60.9	क्षतजविसर्पः
kṣatārma	ITA-5.66.49	क्षतार्म
kṣataśuklaḥ	ITA-5.66.21	क्षतशुक्लः
kṣateṣu vamanasya vyāpadaḥ	ITA-5.76.25	क्षतेषु वमनस्य व्यापदः

Sanskrit term in IAST*	Term ID	Sanskrit term
kṣatodaraḥ	ITA-5.43.8	क्षतोदरः
kṣaudram	ITA-8.2.30	क्षौद्रम्
kṣaudramehaḥ	ITA-5.41.29	क्षौद्रमेहः
kṣaudrasarpi (vraṇacikitsā)	ITA-9.6.176	क्षौद्रसर्पिः (व्रणचिकित्सा)
kṣavathuḥ	ITA-5.65.6	क्षवथुः
kṣavathunigrahaja-udāvartaḥ	ITA-5.35.7	क्षवथुनिग्रहज-उदावर्तः
kṣavathuvegarodhaḥ	ITA-5.75.14	क्षवथुवेगरोधः
kṣayajakāsaḥ	ITA-5.18.6	क्षयजकासः
kṣayajarājayakṣmā	ITA-5.17.4	क्षयजराजयक्ष्मा
kṣayajasvarabhedaḥ	ITA-5.21.5	क्षयजस्वरभेदः
kṣīṇaśukram	ITA-9.9.20	क्षीणशुक्रम्
kṣīṇātisthūlakṛśabālavddhadur-balānāmauṣadhabalāsahatvāt	ITA-5.76.26	क्षीणातिस्थूलकृशबालवृद्धदुर्बला नामौषधबलासहत्वात्
samvṛta koṣṭha vamanasya vyapadaḥ	ITA-5.76.31	संवृत कोष्ठ वमनस्य व्यापदः
kṣipram (marma)	ITA-3.16.32	क्षिप्रम् (मर्म)
kṣipraśukramocanam	ITA-9.9.19	क्षिप्रशुक्रमोचनम्
kṣīra-viṣaḥ	ITA-5.72.11	क्षीर-विषः
kṣīrāda	ITA-9.4.6	क्षीरादः
kṣīradadhinyāyaḥ	ITA-2.6.19	क्षीरदधिन्यायः
kṣīradhūma	ITA-9.2.56	क्षीरधूम

Sanskrit term in IAST*	Term ID	Sanskrit term
kṣīram	ITA-8.2.13	क्षीरम्
kṣīrānnādaḥ	ITA-9.4.7	क्षीरान्नादः
kṣīrāṣṭakam	ITA-8.2.15	क्षीराष्टकम्
kṣīravargaḥ	ITA-8.2.14	क्षीरवर्गः
kṣodaḥ	ITA-7.1.5	क्षोडः
kṣud-vegarodhaḥ	ITA-5.75.22	क्षुद्-वेगरोधः
kṣudhā	ITA-2.1.2.9	क्षुधा
kṣudhā	ITA-9.1.47	क्षुधा
kṣudhā	ITA-9.2.61	क्षुधा
kṣudhārtasya nasya vyāpadaḥ	ITA-5.76.145	क्षुधार्तस्य नस्य व्यापदः
kṣudrāhikkā	ITA-5.19.4	क्षुद्राहिक्का
kṣudrāntram	ITA.3.11.32	क्षुद्रान्त्रम्
kṣudrāntrāvayavaḥ	ITA.3.11.36	क्षुद्रान्त्रावयवः
kṣudrarogaḥ	ITA-5.62.1	क्षुद्ररोगः
kṣudraśvāsaḥ	ITA-5.20.6	क्षुद्रश्वासः
kṣunnirodhaja-udāvartaḥ	ITA-5.35.11	क्षुन्निरोधज-उदावर्तः
kucau	ITA-3.4.5	कुचौ
kuḍavaḥ	ITA-7.1.4.11	कुडवः
kuhaṇikā	ITA-3.8.9	कुहणिका
kuharam	ITA-3.1.11	कुहरम्

Sanskrit term in IAST*	Term ID	Sanskrit term
kukkuṭāṇḍatvak	ITA-7.2.8.8	कुक्कुटाण्डत्वक्
kukṣigolakaḥ	ITA.3.11.12	कुक्षिगोलकः
kukṣiḥ	ITA-3.5.1	कुक्षिः
kukūlapācanam	ITA-8.3.2	कुकूलपाचनम्
kukūṇaka	ITA-5.71.2	कुकूणकः
kukundaraḥ (marma)	ITA-3.16.44	कुकुन्दरः (मर्म)
kulmāṣaḥ	ITA-8.3.20	कुल्माषः
kumārāgāram	ITA-9.4.2	कुमारागारम्
kumāratantram	ITA-9.4.1	कुमारतन्त्रम्
kumbhakāmalā	ITA-5.15.4	कुम्भकामला
kumbhikā	ITA-5.58.6	कुम्भिका
kumbhīkā	ITA-5.66.71	कुम्भीका
kumbhīkaḥ	ITA-9.9.17	कुम्भीकः
kumbhīsvedaḥ	ITA-9.2.50	कुम्भीस्वेदः
kunakhaḥ	ITA-5.62.18	कुनखः
kuñcanaḥ	ITA-5.66.90	कुञ्चनः
kuṇḍalam	ITA.3.11.38	कुण्डलम्
kūpasvedaḥ	ITA-9.2.51	कूपस्वेदः
kūpīpākaḥ	ITA-7.2.1.14	कूपीपाकः
kūrcaḥ	ITA-3.13.62	कूर्चः

Sanskrit term in IAST*	Term ID	Sanskrit term
kūrcaḥ (marma)	ITA-3.16.42	कूर्चः (मर्म)
kūrcaśiraḥ (marma)	ITA-3.16.53	कूर्चशिरः (मर्म)
kūrcikā	ITA-8.2.22	कूर्चिका
kūrparaḥ	ITA-3.8.9	कूर्परः
kūrparasandhiḥ	ITA-3.13.50	कूर्परसन्धिः
Kūrparāsthi	ITA-3.13.33	कूर्परास्थि
kuśapatraśastram	ITA-9.6.51	कुशपत्रशस्त्रम्
kuṣṭhaḥ	ITA-5.59.1	कुष्ठः
kūṭaḥ	ITA-3.1.12	कूटः
kuṭakāsthi	ITA-3.13.23	कुटकास्थि
kuṭhārikāśastram	ITA-9.6.56	कुठारिकाशस्त्रम्
kuṭīprāveśikarasāyanam	ITA-9.8.2	कुटीप्रावेशिकरसायनम्
kuṭīsvedaḥ	ITA-9.2.48	कुटीस्वेदः
kūyakam	ITA-3.10.1.14	कूयकम्
kvāthaḥ	ITA-7.1.4	क्वाथः
lagaṇaḥ	ITA-5.66.88	लगणः
laghuḥ	ITA-1.9.4.2.3	लघुः
Laghutrayī	ITA-1.10.2	लघुत्रयी
lājā	ITA-8.3.15	लाजा
lājamaṇḍaḥ	ITA-8.3.17	लाजमण्डः

Sanskrit term in IAST*	Term ID	Sanskrit term
lājapeyā	ITA-8.3.16	लाजपेया
lājasaktuḥ	ITA-8.3.19	लाजसक्तुः
lajjā	ITA-1.9.3.3.27	लज्जा
lakṣaṇam	ITA-1.5.1	लक्षणम्
lakṣaṇam	ITA-3.6.8	लक्षणम्
lakṣaṇam	ITA-4.5.5	लक्षणम्
lākṣārasaḥ	ITA-7.1.1.8	लाक्षारसः
lālāmehaḥ	ITA-5.41.12	लालामेहः
lalāṭam	ITA-3.2.5	ललाटम्
lalāṭasirā	ITA-3.14.13	ललाटसिरा
laṅghana-apacāraḥ	ITA-5.76.17	लङ्घन-अपचारः
laṅghana-atiyogaḥ	ITA-5.76.18	लङ्घन-अतियोगः
laṅghanam	ITA-9.1.46	लङ्घनम्
lasīkā	ITA-3.12.9	लसीका
latā	ITA-1.9.3.7.8	लता
lauham	ITA-7.2.5.5	लौहम्
lavaṇa-rasaḥ	ITA-6.2.1.6	लवण-रसः
lavaṇam	ITA-7.2.9.1	लवणम्
lavaṇamehaḥ	ITA-5.41.14	लवणमेहः
lavaṇarasātiyogaḥ	ITA-5.74.17	लवणरसातियोगः

Sanskrit term in IAST*	Term ID	Sanskrit term
lavaṇaskandhaḥ	ITA-6.2.1.7	लवणस्कन्धः
lehaḥ	ITA-8.3.41	लेहः
lehaḥ (viṣopakramaḥ)	ITA-9.7.38	लेहः (विषोपक्रमः)
lehanam	ITA-9.4.44	लेहनम्
lekhana-āścyotanam	ITA-9.5.26	लेखन-आश्च्योतनम्
lekhanakarma	ITA-9.6.66	लेखनकर्म
lekhanakarma	ITA-9.6.135	लेखनकर्म
lekhanam	ITA-6.2.6.16	लेखनम्
lekhanāñjana-apacāraḥ	ITA-5.76.176	लेखनाञ्जन-अपचारः
lekhanāñjana-atiyogaḥ	ITA-5.76.178	लेखनाञ्जन-अतियोगः
lekhanāñjana-ayogaḥ	ITA-5.76.177	लेखनाञ्जन-अयोगः
lekhanāñjanam	ITA-9.5.28	लेखनाञ्जनम्
lekhanapuṭapākaḥ	ITA-9.5.18	लेखनपुटपाकः
lekhanasekaḥ	ITA-9.5.22	लेखनसेकः
lekhanātiyogaḥ	ITA-5.76.213	लेखनातियोगः
lekhanāyogaḥ	ITA-5.76.214	लेखनायोगः
lekhyarogaḥ	ITA-9.5.9	लेख्यरोगः
lelihaḥ	ITA-5.13.6	लेलिहः
lepaḥ	ITA-9.6.219	लेपः
lepaḥ (viṣopakramaḥ)	ITA-9.7.43	लेपः (विषोपक्रमः)

Sanskrit term in IAST*	Term ID	Sanskrit term
līḍham	ITA-8.1.9	लीढम्
likṣā	ITA-5.13.3	लिक्षा
līnadoṣāvasthā	ITA-4.8.12	लीनदोषावस्था
liṅga	ITA-4.5.5	लिङ्ग
liṅgaḥ	ITA-4.5.5	लिङ्गः
liṅgam	ITA-3.6.8	लिङ्गम्
liṅganāśaḥ	ITA-5.66.30	लिङ्गनाशः
liṅganāśamithyāvedhanam	ITA-5.76.212	लिङ्गनाशमिथ्यावेधनम्
liṅgaśarīram	ITA-1.9.3.2.8	लिङ्ग शरीरम्
lobhaḥ	ITA-1.9.3.3.20	लोभः
loḍharaḥ	ITA-5.15.5	लोढरः
lohaḥ	ITA-7.2.5.5	लोहः
lohitā	ITA-3.10.1.3	लोहिता
lohitakā	ITA-5.76.205	लोहितका
lohitākṣaḥ (marma)	ITA-3.16.39	लोहिताक्षः (मर्म)
lohitamehaḥ	ITA-5.41.21	लोहितमेहः
lohitārma	ITA-5.66.49	लोहितार्म
lohitārśaḥ	ITA-5.66.75	लोहितार्शः
Lohitikā	ITA-3.14.10	लोहितिका
loma	ITA-3.10.1.10	लोम

Sanskrit term in IAST*	Term ID	Sanskrit term
lomādaḥ	ITA-5.13.7	लोमादः
lomadvīpaḥ	ITA-5.13.7	लोमद्वीपः
lomakūpamalaḥ	ITA-2.4.11	लोमकूपमलः
lomāpaharaṇam	ITA-9.6.164	लोमापहरणम्
lomavidhvaṃsaḥ	ITA-5.13.7	लोमविध्वंसः
lūtāviṣaḥ	ITA-5.72.16	लूताविषः
madaḥ	ITA-1.9.3.3.22	मदः
madaḥ	ITA-5.26.1	मदः
madakārī	ITA-6.2.6.41	मदकारी
madanātapatram	ITA-3.6.4	मदनातपत्रम्
madātyayaḥ	ITA-5.26.6	मदात्ययः
madātyayita-virecanavyāpat	ITA-5.76.64	मदात्ययित-विरेचनव्यापत्
mādhavanidāna	ITA-1.10.2	माधवनिदान
madhukroḍaḥ	ITA-8.3.8	मधुक्रोडः
madhumeha kuṣṭhinorvyādheḥ āsthāpanasya vyāpadaḥ	ITA-5.76.115	मधुमेह कुष्ठिनोर्व्याधेः आस्थापनस्य व्यापदः
madhumehaḥ	ITA-5.41.29	मधुमेहः
madhura-rasaḥ	ITA-6.2.1.2	मधुर-रसः
madhurarasātiyogaḥ	ITA-5.74.15	मधुररसातियोगः
madhuraskandhaḥ	ITA-6.2.1.3	मधुरस्कन्धः
madhurāvasthāpākaḥ	ITA-2.6.23	मधुरावस्थापाकः

Sanskrit term in IAST*	Term ID	Sanskrit term
mādhutailikabastiḥ	ITA-9.2.78	माधुतैलिकबस्तिः
madhuvargaḥ	ITA-8.2.29	मधुवर्गः
madhyabhaktaḥ	ITA-6.2.7.4	मध्यभक्तः
madhyabhojanam	ITA-6.2.7.4	मध्यभोजनम्
madhyamā	ITA-3.8.28	मध्यमा
madhyama-koṣṭhaḥ	ITA-2.6.38	मध्यमकोष्ठः
madhyamadhūmapānam	ITA-9.5.70	मध्यमधूमपानम्
madhyamagatiḥ	ITA-4.8.22	मध्यमगतिः
madhyamaśuddhiḥ	ITA-9.2.107	मध्यमशुद्धिः
madyajamadaḥ	ITA-5.26.3	मद्यजमदः
madyajamūrcchā	ITA-5.25.8	मद्यजमूर्च्छा
madyapānātiyogaḥ	ITA-5.74.12	मद्यपानातियोगः
madyavargaḥ	ITA-8.2.9	मद्यवर्गः
mahāgudā	ITA-5.13.5	महागुदा
mahāguṇaḥ	ITA-1.9.4.2	महागुणः
mahānimnam	ITA.3.11.1	महानिम्नम्
mahāpadmaḥ	ITA-5.71.5	महापद्मः
mahārasaḥ	ITA-7.2.2.1	महारसः
mahāśauṣiraḥ	ITA-5.63.15	महाशौषिरः
mahāsrotas	ITA.3.11.1	महास्रोतस्

Sanskrit term in IAST*	Term ID	Sanskrit term
mahāśvāsaḥ	ITA-5.20.2	महाश्वासः
mahat	ITA.3.11.4	महत्
mahatīhikkā	ITA-5.19.6	महतीहिक्का
mahatsrotaḥ	ITA-3.7.1	महत्स्रोतः
mahāviṣam	ITA-9.7.6	महाविषम्
māhendrakāyaḥ	ITA-2.8.13	माहेन्द्रकायः
maithunāpacāram	ITA-5.75.23	मैथुनापचारम्
maithunāśaktiḥ	ITA-9.9.38	मैथुनाशक्तिः
majjā-dhātuḥ	ITA-2.2.16	मज्जाधातुः
majjādhātugatajvaraḥ	ITA-5.6.33	मज्जाधातुगतज्वरः
majjādhātvagniḥ	ITA-2.6.6	मज्जाधात्वग्निः
majjādhātvagniḥ	ITA-2.6.17	मज्जाधात्वग्निः
majjāgatamasūrikā	ITA-5.61.20	मज्जागतमसूरिका
majjāgatavātaḥ	ITA-5.2.1.20	मज्जागतवातः
majjākṣayaḥ	ITA-5.3.22	मज्जाक्षयः
majjāmehaḥ	ITA-5.41.27	मज्जामेहः
majjasāraḥ	ITA-2.8.1.7	मज्जासारः
majjāvahasrotas	ITA-2.5.16	मज्जावहस्रोतः
majjāvahasrotoduṣṭiḥ	ITA-5.5.10	मज्जावहस्रोतोदुष्टिः
majjāvaiṣamyam	ITA-5.3.21	मज्जावैषम्यम्

Sanskrit term in IAST*	Term ID	Sanskrit term
majjāvṛddhiḥ	ITA-5.3.23	मज्जावृद्धिः
makerukaḥ	ITA-5.13.6	मकेरुकः
makṣikā-daṣṭaḥ	ITA-5.72.29	मक्षिका-दष्टः
mākṣikam	ITA-7.2.2.4	माक्षिकम्
mākṣikam	ITA-8.2.33	माक्षिकम्
malādhāraḥ	ITA.3.11.13	मलाधारः
malaḥ	ITA-2.4.1	मलः
malavaiṣamyam	ITA-5.4.1	मलवैषम्यम्
māṃsa-dhātuḥ	ITA-2.2.8	मांसधातुः
māṃsa-sāraḥ	ITA-2.8.1.4	मांससारः
māṃsadharā	ITA-3.10.1.8	मांसधरा
māṃsadharākalā	ITA-3.12.2	मांसधराकला
māṃsadhātugatajvaraḥ	ITA-5.6.30	मांसधातुगतज्वरः
māṃsadhātvagniḥ	ITA-2.6.14	मांसधात्वग्निः
māṃsagata-śalyaḥ	ITA-5.73.3	मांसगत-शल्यः
māṃsagatamasūrikā	ITA-5.61.17	मांसगतमसूरिका
māṃsagatavātaḥ	ITA-5.2.1.17	मांसगतवातः
māṃsāgni	ITA-2.6.6	मांसाग्नि
māṃsaja-oṣṭhaprakopaḥ	ITA-5.63.8	मांसज-ओष्ठप्रकोपः
māṃsajālam	ITA-3.13.67	मांसजालम्

Sanskrit term in IAST*	Term ID	Sanskrit term
māṃsajārbudaḥ	ITA-5.50.3	मांसजार्बुदः
māṃsakṣayaḥ	ITA-5.3.13	मांसक्षयः
māṃsam	ITA-2.2.8	मांसम्
māṃsamarma	ITA-3.16.12	मांसमर्म
māṃsapākaḥ	ITA-5.58.11	मांसपाकः
māṃsarajjuḥ	ITA-3.13.61	मांसरज्जुः
māṃsarasaḥ	ITA-8.3.50	मांसरसः
māṃsārbudaḥ	ITA-5.58.12	मांसार्बुदः
māṃsasaṅghātaḥ	ITA-5.63.44	मांससङ्घातः
māṃsatānaḥ (arbudaḥ)	ITA-5.63.68	मांसतानः (अर्बुदः)
māṃsavahasrotas	ITA-2.5.13	मांसवहस्रोतः
māmsavahasrotoduṣṭiḥ	ITA-5.5.7	मांसवहस्रोतोदुष्टिः
māmsavahasrotoviddhaḥ	ITA-5.73.29	मांसवहस्रोतोविद्धः
māṃsavaiṣamyam	ITA-5.3.12	मांसवैषम्यम्
māṃsavargaḥ	ITA-8.2.4	मांसवर्गः
māṃsavṛddhiḥ	ITA-5.3.14	मांसवृद्धिः
manaḥ	ITA-1.9.3.3.1	मनः
manaḥśilā	ITA-7.2.3.7	मनःशिला
mānam	ITA-7.1.4.1	मानम्
mānasaklaibyam	ITA-9.9.36	मानसक्लैब्यम्

Sanskrit term in IAST*	Term ID	Sanskrit term
mānasaprakṛti	ITA-2.8.10	मानसप्रकृति
mānasika-bhāvaḥ	ITA-1.9.3.3.13	मानसिक-भावः
mānasikahetuḥ	ITA-4.4.8	मानसिकहेतुः
mandāgni durbalayora anuvāsanasya vyāpadaḥ	ITA-5.76.124	मन्दाग्नि दुर्बलयोर अनुवासनस्य व्यापदः
mandāgniḥ	ITA-2.6.11	मन्दाग्निः
mandāgniḥ	ITA-5.11.1	मन्दाग्निः
mandaḥ	ITA-1.9.4.2.4	मन्दः
maṇḍaḥ	ITA-8.3.11	मण्डः
maṇḍalabandhaḥ	ITA-9.6.186	मण्डलबन्धः
maṇḍalāgraśastram	ITA-9.6.43	मण्डलाग्रशस्त्रम्
maṇḍalakuṣṭhaḥ	ITA-5.59.4	मण्डलकुष्ठः
maṇḍalam	ITA-3.2.1.26	मण्डलम्
maṇḍalasandhiḥ	ITA-3.13.45	मण्डलसन्धिः
maṇḍūkadaṣṭaḥ	ITA-5.72.23	मण्डूकदष्टः
maṇḍūram	ITA-7.2.5.12	मण्डूरम्
maṅgalam	ITA-9.1.17	मङ्गलम्
maṇibandhaḥ	ITA-3.8.13	मणिबन्धः
maṇidhāraṇam	ITA-9.1.16	मणिधारणम्
maṇiḥ	ITA-3.6.10	मणिः
mānikā	ITA-7.1.4.12	मानिका

Sanskrit term in IAST*	Term ID	Sanskrit term
māṇikyam	ITA-7.2.6.2	माणिक्यम्
mañjiṣṭhāmehaḥ	ITA-5.41.22	मञ्जिष्ठामेहः
manoarthaḥ	ITA-1.9.3.3.7	मनोऽर्थः
manodhiṣṭānam	ITA-4.8.31	मनोधिष्ठानम्
manoguṇaḥ	ITA-1.9.3.3.2	मनोगुणः
manthanam	ITA-8.3.7	मन्थनम्
mantracikitsā	ITA-9.1.15	मन्त्रचिकित्सा
mantraḥ (viṣopakramaḥ)	ITA-9.7.22	मन्त्रः (विषोपक्रमः)
mānuṣīcikitsā	ITA-9.1.26	मानुषीचिकित्सा
manyā	ITA-3.3.4	मन्या
manyā (marma)	ITA-3.16.50	मन्या (मर्म)
manyābastiḥ	ITA-9.2.22	मन्याबस्तिः
manyāstambhaḥ	ITA-5.2.1.35	मन्यास्तम्भः
maraṇam	ITA-2.9.3	मरणम्
māraṇam	ITA-7.2.1.6	मारणम्
mardanam	ITA-7.1.2.2	मर्दनम्
mardanam	ITA-7.2.5	मर्दनम्
mardanam	ITA-9.2.28	मर्दनम्
mārgaviśodhanam	ITA-9.6.24	मार्गविशोधनम्
marma	ITA-3.16.4	मर्म

Sanskrit term in IAST*	Term ID	Sanskrit term
marmābhighātaḥ	ITA-5.73.1	मर्माभिघातः
marmābhighātajadāhaḥ	ITA-5.27.8	मर्माभिघातजदाहः
marmakṣataḥ	ITA-5.73.1	मर्मक्षतः
marmarikā	ITA-3.14.9	मर्मरिका
marmarikā	ITA-5.76.204	मर्मरिका
marmaviddhaḥ	ITA-5.73.1	मर्मविद्धः
marśaḥ	ITA-9.2.89	मर्शः
mārutaḥ	ITA-9.1.49	मारुतः
māsaḥ	ITA-7.1.4.38	मासः
māṣaḥ	ITA-7.1.4.5	माषः
māṣaḥ(bīja)	ITA-7.1.4.6	माषः(बीज)
maśaka-daṣṭaḥ	ITA-5.72.30	मशक-दष्टः
maṣakaḥ	ITA-5.62.32	मषकः
mastakabālaḥ	ITA-3.10.1.9	मस्तकबालः
mastakam	ITA-3.2.2	मस्तकम्
mastakamajjā	ITA.3.11.3	मस्तकमज्जा
mastakasnehaḥ	ITA.3.11.3	मस्तकस्नेहः
mastiṣkaḥ	ITA.3.11.3	मस्तिष्कः
mastuluṅgaḥ	ITA.3.11.3	मस्तुलुङ्गः
masūrikā	ITA-5.61.8	मसूरिका

Sanskrit term in IAST*	Term ID	Sanskrit term
masūrikā-pramehapiḍakā	ITA-5.41.1.10	मसूरिका-प्रमेहपिडका
masūrikāpūrvarūpam	ITA-5.61.9	मसूरिकापूर्वरूपम्
mathitaḥ	ITA-8.2.17	मथितः
mātrā	ITA-6.2.7.13	मात्रा
mātrābastiḥ	ITA-9.2.74	मात्राबस्तिः
mātṛjarogaḥ	ITA-4.2.13	मातृजरोगः
mātṛkā (marma)	ITA-3.16.25	मातृका (मर्म)
mātsaryam	ITA-1.9.3.3.23	मात्सर्यम्
matsyakāyaḥ	ITA-2.8.28	मत्स्यकायः
matta mūrcchitayora āsthāpanasya vyāpadaḥ	ITA-5.76.111	मत्त मूर्च्छितयोर आस्थापनस्य व्यापदः
mayūrāsthi	ITA-3.13.23	मयूरास्थि
medaḥkṣayaḥ	ITA-5.3.16	मेदःक्षयः
medajarohiṇī	ITA-5.63.57	मेदजरोहिणी
medasāśritaṃpaṭalam	ITA-3.2.1.37	मेदसाश्रितंपटलम्
meḍhracarma	ITA-3.6.13	मेढ्रचर्म
meḍhradvāram	ITA-3.6.11	मेढ्रद्वारम्
meḍhrāgram	ITA-3.6.12	मेढ्राग्रम्
meḍhraḥ	ITA-3.6.8	मेढ्रः
meḍhrarogajaklaibyam	ITA-9.9.37	मेढ्ररोगजक्लैब्यम्
medhyarasāyanam	ITA-9.8.10	मेध्यरसायनम्

Sanskrit term in IAST*	Term ID	Sanskrit term
medhyāyuṣyakāmīyara-sāyanam	ITA-9.8.11	मेध्यायुष्यकामीयरसायनम्
medo-agni	ITA-2.6.6	मेदो-अग्नि
medo-dhātuḥ	ITA-2.2.9	मेदोधातुः
medodharākalā	ITA-3.12.4	मेदोधराकला
medodhātugatajvaraḥ	ITA-5.6.31	मेदोधातुगतज्वरः
medodhātvagniḥ	ITA-2.6.15	मेदोधात्वग्निः
medogatamasūrikā	ITA-5.61.18	मेदोगतमसूरिका
medogatavātaḥ	ITA-5.2.1.18	मेदोगतवातः
medoja-galagaṇḍaḥ	ITA-5.47.4	मेदोज-गलगण्डः
medoja-oṣṭhaprakopaḥ	ITA-5.63.9	मेदोज-ओष्ठप्रकोपः
medoja-vṛddhiḥ	ITA-5.45.6	मेदोज-वृद्धिः
medojagranthiḥ	ITA-5.49.5	मेदोजग्रन्थिः
medojasvarabhedaḥ	ITA-5.21.6	मेदोजस्वरभेदः
medorogaḥ	ITA-5.42.1	मेदोरोगः
medosāraḥ	ITA-2.8.1.5	मेदोसारः
medovahasrotas	ITA-2.5.14	मेदोवहस्रोतः
medovahasrotoduṣṭiḥ	ITA-5.5.8	मेदोवहस्रोतोदुष्टिः
medovahasrotoviddhaḥ	ITA-5.73.30	मेदोवहस्रोतोविद्धः
medovaiṣamyam	ITA-5.3.15	मेदोवैषम्यम्
medovṛddhiḥ	ITA-5.3.17	मेदोवृद्धिः

Sanskrit term in IAST*	Term ID	Sanskrit term
minminaḥ	ITA-5.2.1.50	मिन्मिनः
mithyāsnehanam	ITA-5.76.5	मिथ्यास्नेहनम्
mithyāvirecanam	ITA-5.76.54	मिथ्याविरेचनम्
mithyāvraṇopacāraḥ	ITA-5.76.238	मिथ्याव्रणोपचारः
mithyāvyavāyam	ITA-5.75.24	मिथ्याव्यवायम्
mohaḥ	ITA-1.9.3.3.21	मोहः
mokṣaḥ	ITA-1.9.3.2.25	मोक्षः
mṛdbhakṣaṇajanya	ITA-5.14.6	मृद्भक्षणजन्य
mṛddāraśṛṃgaḥ	ITA-7.2.4.9	मृद्दारशृंगः
mṛditaḥ	ITA-5.58.19	मृदितः
mṛdudhūmapānam	ITA-9.5.74	मृदुधूमपानम्
mṛduḥ	ITA-1.9.4.2.14	मृदुः
mṛdukarma	ITA-9.6.155	मृदुकर्म
mṛdukoṣṭhaḥ	ITA-2.6.39	मृदुकोष्ठः
mṛgaśṛṃgam	ITA-7.2.8.2	मृगशृंगम्
mṛtagarbhaḥ	ITA-5.70.8	मृतगर्भः
mṛtasañjīvanam (viṣopakrama)	ITA-9.7.44	मृतसञ्जीवनम् (विषोपक्रम)
mūḍhagarbhaḥ	ITA-5.70.3	मूढगर्भः
mudrikāśastram	ITA-9.6.47	मुद्रिकाशस्त्रम्
muhurmuhuḥ	ITA-6.2.7.6	मुहुर्मुहुः

Sanskrit term in IAST*	Term ID	Sanskrit term
muhūrtaḥ	ITA-7.1.4.34	मुहूर्तः
mūkatvam	ITA-5.2.1.49	मूकत्वम्
mukha-viśodhana	ITA-9.4.18	मुख-विशोधन
mukhadūṣikā	ITA-5.62.29	मुखदूषिका
mukhagandhaharaḥ	ITA-6.2.6.83	मुखगन्धहरः
mukhakuharam	ITA-3.2.4.2	मुखकुहरम्
mukham	ITA-3.2.4.1	मुखम्
mukhamaṇḍikāgrahaḥ	ITA-5.71.15	मुखमण्डिकाग्रहः
mukharogacikitsā	ITA-9.5.66	मुखरोगचिकित्सा
mukharogaḥ	ITA-5.63.1	मुखरोगः
muktanāla-virecanavyāpat	ITA-5.76.58	मुक्तनाल-विरेचनव्यापत्
muktāphalam	ITA-7.2.6.3	मुक्ताफलम्
mūlaviṣaḥ	ITA-5.72.4	मूलविषः
mūrcchā	ITA-5.25.1	मूर्च्छा
mūrcchā-pūrvarūpam	ITA-5.25.2	मूर्च्छा-पूर्वरूपम्
mūrcchanam	ITA-7.1.2.3	मूर्च्छनम्
mūrcchanam	ITA-7.2.6	मूर्छनम्
mūrdhā	ITA-3.2.2	मूर्धा
mūrdhatailam	ITA-9.2.13	मूर्धतैलम्
mūrtadravya	ITA-1.9.3.6.2	मूर्तद्रव्य

Sanskrit term in IAST*	Term ID	Sanskrit term
mūṣā	ITA-7.2.1.1	मूषा
mūṣikāviṣaḥ	ITA-5.72.17	मूषिकाविषः
muṣkaḥ	ITA-3.6.15	मुष्कः
muṣkasroto abhighātaḥ	ITA-5.73.40	मुष्कस्रोतोऽभिघातः
mūtra-vegarodhaḥ	ITA-5.75.15	मूत्र-वेगरोधः
mūtrābhighātaja-udāvartaḥ	ITA-5.35.3	मूत्राभिघातज-उदावर्तः
mūtrāghāta vamanasya vyāpadaḥ	ITA-5.76.37	मूत्राघातवमनस्य व्यापदः
mūtrāghātaḥ	ITA-5.39.10	मूत्राघातः
mūtragrahaḥ	ITA-5.75.15	मूत्रग्रहः
mūtragranthiḥ	ITA-5.39.18	मूत्रग्रन्थिः
mūtraja-vṛddhiḥ	ITA-5.45.7	मूत्रज-वृद्धिः
mūtrajananam	ITA-6.2.6.53	मूत्रजननम्
mūtrajaṭharaḥ	ITA-5.39.14	मूत्रजठरः
mūtrakṛcchram	ITA-5.39.1	मूत्रकृच्छ्रम्
mūtrakṣayaḥ	ITA-5.4.3	मूत्रक्षयः
mūtrakṣayaḥ	ITA-5.39.16	मूत्रक्षयः
mūtram	ITA-2.4.4	मूत्रम्
mūtramārgaḥ	ITA.3.11.18	मूत्रमार्गः
mūtrapathaḥ	ITA.3.11.21	मूत्रपथः
mūtrapraseka-kṣaṇanam	ITA-5.73.37	मूत्रप्रसेक-क्षणनम्

Sanskrit term in IAST*	Term ID	Sanskrit term
mūtrāśayaḥ	ITA.3.11.13	मूत्राशयः
mūtrasekaḥ	ITA.3.11.21	मूत्रसेकः
mūtraśukraḥ	ITA-5.39.19	मूत्रशुक्रः
mūtrātītaḥ	ITA-5.39.17	मूत्रातीतः
mūtraukasādaḥ	ITA-5.39.21	मूत्रौकसादः
mūtravahā	ITA.3.11.19	मूत्रवहा
mūtravahānāḍī	ITA.3.11.20	मूत्रवहानाडी
mūtravahasrotas	ITA-2.5.19	मूत्रवहस्रोतः
mūtravahasrōtōduṣṭiḥ	ITA-5.5.13	मूत्रवहस्रोतोदुष्टिः
mūtravahasrotoviddhaḥ	ITA-5.73.34	मूत्रवहस्रोतोविद्धः
mūtravaiṣamyam	ITA-5.4.2	मूत्रवैषम्यम्
mūtravasti	ITA.3.11.13	मूत्रवस्ति
mūtravṛddhiḥ	ITA-5.4.4	मूत्रवृद्धिः
mūtrotsaṅgaḥ	ITA-5.39.15	मूत्रोत्सङ्गः
muttoliḥ	ITA-9.6.185	मुत्तोलिः
nābhibandhanam	ITA.3.11.50	नाभिबन्धनम्
nābhiḥ	ITA.3.11.49	नाभिः
nābhikalpanavidhi	ITA-9.4.19	नाभिकल्पनविधिः
nābhimaṇḍalam	ITA.3.11.51	नाभिमण्डलम्
nābhināḍī	ITA-3.17.5	नाभिनाडी

Sanskrit term in IAST*	Term ID	Sanskrit term
nābhināḷapatanam	ITA-9.4.22	नाभिनालपतनम्
nābhipradeśaḥ	ITA.3.11.52	नाभिप्रदेशः
nādeya-udakam	ITA-8.2.37	नादेय-उदकम्
nāḍikā	ITA-7.1.4.33	नाडिका
nāḍīsvedaḥ	ITA-9.2.42	नाडीस्वेदः
nāḍīvraṇaḥ	ITA-5.56.1	नाडीव्रणः
nāḍīyantram	ITA-9.6.11	नाडीयन्त्रम्
nāgam	ITA-7.2.5.7	नागम्
nāgapāṣāṇam	ITA-7.2.7.8	नागपाषाणम्
naigameṣagrahaḥ	ITA-5.71.16	नैगमेषग्रहः
naimittikarasāyanam	ITA-9.8.6	नैमित्तिकरसायनम्
naiṣṭhikīcikitsā	ITA-9.1.27	नैष्ठिकीचिकित्सा
nakha-māṃsam	ITA-3.10.1.20	नखमांसम्
nakha-sandhiḥ	ITA-3.10.1.21	नखसन्धिः
nakhaḥ	ITA-3.10.1.18	नखः
nakhaśastram	ITA-9.6.46	नखशस्त्रम्
nakulāndhyam	ITA-5.66.42	नकुलान्ध्यम्
nalakāsthi	ITA-3.13.9	नलकास्थि
nālam	ITA-3.6.8	नालम्
nāmakaraṇasaṁskāraḥ	ITA-9.4.26	नामकरणसंस्कारः

Sanskrit term in IAST*	Term ID	Sanskrit term
nānātmajavikāra	ITA-4.8.32	नानात्मजविकार
napumsakatvam	ITA-9.9.26	नपुंसकत्वम्
naraṣaṇḍaḥ	ITA-9.9.27	नरषण्डः
narasāraḥ	ITA-7.2.4.4	नरसारः
nārīṣaṇḍaḥ	ITA-9.9.28	नारीषण्डः
nāsā	ITA-3.2.2.1	नासा
nāsā-atidagdhaḥ	ITA-5.76.227	नासा-अतिदग्धः
nāsāgram	ITA-3.2.2.2	नासाग्रम्
nāsākṣi-sandhiḥ	ITA-3.2.2.10	नासाक्षिसन्धिः
nāsānāḍī	ITA-3.2.2.6	नासानाडी
nāsāpākaḥ	ITA-5.65.4	नासापाकः
nāsāpuṭa-bahirbhāgaḥ	ITA-3.2.2.9	नासापुटबहिर्भागः
nāsāpuṭam	ITA-3.2.2.3	नासापुटम्
nāsārandhram	ITA-3.2.2.11	नासारन्ध्रम्
nāsārbudaḥ	ITA-5.65.20	नासार्बुदः
nāsārogacikitsā	ITA-9.5.63	नासारोगचिकित्सा
nāsārogaḥ	ITA-5.65.1	नासारोगः
nāsārśaḥ	ITA-5.65.21	नासार्शः
nāsāsandhānavidhiḥ	ITA-9.5.64	नासासन्धानविधिः
nāsāśoṣaḥ	ITA-5.65.12	नासाशोषः

Sanskrit term in IAST*	Term ID	Sanskrit term
nāsāsrāvaḥ	ITA-5.65.11	नासास्रावः
nāsāsrotaḥ	ITA-3.2.2.8	नासास्रोतः
nāsāsthidaṇḍaḥ	ITA-3.2.2.4	नासास्थिदण्डः
nāsātaruṇāsthi	ITA-3.13.12	नासातरुणास्थि
nāsāvaṃśaḥ	ITA-3.2.2.4	नासावंशः
nāsāvivaram	ITA-3.2.2.11	नासाविवरम्
nāsikā	ITA-3.2.2.1	नासिका
nāsikāmalaḥ	ITA-2.4.9	नासिकामलः
nāsikāpuṭam	ITA-3.2.2.12	नासिकापुटम्
nastam	ITA-9.2.86	नस्तम्
nasyakarmacikitsāpacāraḥ	ITA-5.76.138	नस्यकर्मचिकित्सापचारः
nasyam	ITA-9.2.86	नस्यम्
nasyam (viṣopakramaḥ)	ITA-9.7.36	नस्यम् (विषोपक्रमः)
Nasyam (vraṇacikitsā)	ITA-9.6.173	नस्यम् (व्रणचिकित्सा)
nasyamithyāyogaḥ	ITA-5.76.141	नस्यमिथ्यायोगः
nasyātiyogaḥ	ITA-5.76.139	नस्यातियोगः
nasyavyāpat	ITA-5.76.141	नस्यव्यापत्
nasyāyogaḥ	ITA-5.76.140	नस्यायोगः
navaguḍa-atyupayogaḥ	ITA-5.74.9	नवगुड-अत्युपयोगः
navajāta	ITA-9.4.10	नवजातः

Sanskrit term in IAST*	Term ID	Sanskrit term
navajvara pāṇḍuroga kāmalā pramehiṇām anuvāsanasya vyāpadaḥ	ITA-5.76.121	नवज्वर पाण्डुरोग कामला प्रमेहिणां अनुवासनस्य व्यापदः
navajvare śoke nasya vyāpadaḥ	ITA-5.76.150	नवज्वरे शोके नस्य व्यापदः
navajvari-virecanavyāpat	ITA-5.76.63	नवज्वरि-विरेचनव्यापत्
nāvanam	ITA-9.2.87	नावनम्
navapratiśyāyārtasya nasya vyāpadaḥ	ITA-5.76.154	नवप्रतिश्यायार्तस्य नस्य व्यापदः
navasādaraḥ	ITA-7.2.4.4	नवसादरः
nayana-budbudaḥ	ITA-3.2.1.2	नयन-बुद्बुदः
nemisandhānakaḥ	ITA-9.5.43	नेमिसन्धानकः
netra-chādanam	ITA-3.2.1.4	नेत्र-छादनम्
netrakośaḥ	ITA-3.2.1.4	नेत्रकोशः
netram	ITA-3.2.1.1	नेत्रम्
netranāḍī	ITA-3.2.1.16	नेत्रनाडी
netraputam	ITA-3.2.1.4	नेत्रपुटम्
netrarogacikitsā	ITA-9.5.7	नेत्ररोगचिकित्सा
netrarogaḥ	ITA-5.66.1	नेत्ररोगः
netrasandhiḥ	ITA-3.2.1.5	नेत्रसन्धिः
netratarpaṇam	ITA-9.5.14	नेत्रतर्पणम्
netratvak	ITA-3.2.1.33	नेत्रत्वक्

Sanskrit term in IAST*	Term ID	Sanskrit term
netryam	ITA-6.2.6.29	नेत्र्यम्
nibandhinī	ITA-3.1.15	निबन्धिनी
nidānam	ITA-4.4.1	निदानम्
nidānapañcakaḥ	ITA-4.3.2	निदानपञ्चकः
nidānaparivarjanam	ITA-9.1.56	निदानपरिवर्जनम्
nidānārthakararoga	ITA-4.8.34	निदानार्थकररोग
nidarśanam	ITA-1.6.16	निदर्शनम्
nidrā	ITA-10.2.10	निद्रा
nidrā-vaiṣamyam	ITA-5.75.2	निद्रा-वैषम्यम्
nidrānāśaḥ	ITA-5.75.3	निद्रानाशः
nidrāvegarodhaḥ	ITA-5.75.16	निद्रावेगरोधः
nigamanam	ITA-1.7.17	निगमनम्
nighaṇṭuḥ	ITA-1.10.3	निघण्टुः
nigrahasthānam	ITA-1.7.18	निग्रहस्थानम्
niḥśvāsaḥ	ITA-2.1.1.10	निःश्वासः
nijavraṇaḥ	ITA-5.54.2	निजव्रणः
nīlā (marma)	ITA-3.16.49	नीला (मर्म)
nīlam	ITA-7.2.6.8	नीलम्
nīlamehaḥ	ITA-5.41.20	नीलमेहः
nīlikā	ITA-5.62.35	नीलिका

Sanskrit term in IAST*	Term ID	Sanskrit term
nimajjanam	ITA-7.2.1.9	निमज्जनम्
nimeṣaḥ	ITA-2.1.1.13	निमेषः
nimeṣaḥ	ITA-5.66.86	निमेषः
nimeṣaḥ	ITA-7.1.4.30	निमेषः
nimitta-kāraṇam	ITA-1.8.2.32	निमित्त-कारणम्
nimittajanya-dṛṣṭigatarogaḥ	ITA-5.66.45	निमित्तजन्य-दृष्टिगतरोगः
nimittam	ITA-4.4.1	निमित्तम्
ninditaśalākā	ITA-9.5.6	निन्दितशलाका
niragni-upanāhasvedaḥ	ITA-9.2.65	निरग्नि-उपनाहस्वेदः
niragnisvedaḥ	ITA-9.2.57	निरग्निस्वेदः
nirāmadoṣaḥ	ITA-4.8.24	निरामदोषः
nirāmajvaraḥ	ITA-5.6.39	निरामज्वरः
nirāmāvasthā	ITA-4.6.5	निरामावस्था
nirbījaśukram	ITA-9.9.29	निर्बीजशुक्रम्
nirdeśaḥ	ITA-1.6.19	निर्देशः
nirdhmāpanakarma	ITA-9.6.210	निर्ध्मापनकर्म
nirghātanakarma	ITA-9.6.15	निर्घातनकर्म
nirindriyaḥ	ITA-1.9.3.7.16	निरिन्द्रियः
nirmalīkaraṇam	ITA-7.2.1.5	निर्मलीकरणम्
nirṇayaḥ	ITA-1.6.18	निर्णयः

Sanskrit term in IAST*	Term ID	Sanskrit term
nirūhabastiḥ	ITA-9.2.75	निरूहबस्तिः
nirūhabastyapacāraḥ	ITA-5.76.98	निरूहबस्त्यपचारः
nirūhabastyayogaḥ	ITA-5.76.100	निरूहबस्त्ययोगः
nirūhamithyāyogaḥ	ITA-5.76.101	निरूहमिथ्यायोगः
nirūhātiyogaḥ	ITA-5.76.99	निरूहातियोगः
niruttha	ITA-7.2.1.8	निरुत्थ
nirvacanam	ITA-1.6.20	निर्वचनम्
nirvāpaṇakarma (vraṇacikitsā)	ITA-9.6.143	निर्वापणकर्म (व्रणचिकित्सा)
nirvāpaṇam	ITA-7.2.1.9	निर्वापणम्
nirvedhima	ITA-9.5.49	निर्वेधिमः
nirvikalpakam	ITA-1.8.1.3	निर्विकल्पकम्
nirvikāram	ITA-1.9.3.2.19	निर्विकारम्
niryāsa-viṣaḥ	ITA-5.72.10	निर्यास-विषः
niryūhaḥ	ITA-7.1.4	निर्यूहः
niścandra	ITA-7.2.1.8	निश्चन्द्र
niśi	ITA-6.2.7.11	निशि
niṣkrāmaṇasaṁskāraḥ	ITA-9.4.29	निष्क्रामणसंस्कारः
niṣkriyaḥ	ITA-1.9.3.2.14	निष्क्रियः
niṣphalaśukram	ITA-9.9.30	निष्फलशुक्रम्
niṣpīḍanam (viṣopakramaḥ)	ITA-9.7.25	निष्पीडनम् (विषोपक्रमः)

Sanskrit term in IAST*	Term ID	Sanskrit term
niṣṭhāpākaḥ	ITA-2.6.5	निष्ठापाकः
niṣṭhāpākaḥ	ITA-2.6.33	निष्ठापाकः
nitambaḥ	ITA-3.7.21	नितम्ब
nityaga	ITA-1.2.1	नित्यग
nityam	ITA-1.9.3.2.18	नित्यम्
nivṛttasantāpīyarasāyanam	ITA-9.8.15	निवृत्तसन्तापीयरसायनम्
niyamaḥ	ITA-9.1.21	नियमः
niyamanam	ITA-7.2.13	नियमनम्
niyogaḥ	ITA-1.6.17	नियोगः
nyacchaḥ	ITA-5.62.34	न्यच्छः
odanam	ITA-8.3.14	ओदनम्
oja-sāraḥ	ITA-2.8.1.10	ओजस्सारः
ojakṣayaḥ	ITA-5.3.34	ओजक्षयः
ojas	ITA-2.2.25	ओजस्
ojovaiṣamyam	ITA-5.3.33	ओजोवैषम्यम्
ojovisraṃsaḥ	ITA-5.3.35	ओजोविस्रंसः
ojovṛddhiḥ	ITA-5.3.37	ओजोवृद्धिः
ojovyāpat	ITA-5.3.36	ओजोव्यापत्
oṣadhī	ITA-1.9.3.7.10	ओषधी
oṣadhiḥ	ITA-6.1.3	ओषधिः

Sanskrit term in IAST*	Term ID	Sanskrit term
oṣṭhaḥ	ITA-3.2.4.6	ओष्ठः
oṣṭhakaṇṭhajihvāpramārjanam	ITA-9.4.13	ओष्ठकण्ठजिह्वाप्रमार्जनम्
oṣṭhaprāntaḥ	ITA-3.2.4.9	ओष्ठप्रान्तः
oṣṭharogaḥ	ITA-5.63.2	ओष्ठरोगः
oṣṭhasandhānavidhiḥ	ITA-9.5.67	ओष्ठसन्धानविधिः
pācaka-pittam	ITA-2.1.2.2	पाचकपित्तम्
pācanakarma	ITA-9.6.205	पाचनकर्म
pācanam	ITA-2.6.30	पाचनम्
pācanam	ITA-6.2.6.8	पाचनम्
pācanam	ITA-9.6.109	पाचनम्
pacyamānajvaraḥ	ITA-5.6.38	पच्यमानज्वरः
pacyamānāśayaḥ	ITA.3.11.33	पच्यमानाशयः
pacyamānāvasthā	ITA-4.6.3	पच्यमानावस्था
pādacatuṣṭayam	ITA-1.11.13	पादचतुष्टयम्
pādadāhaḥ	ITA-5.2.1.45	पाददाहः
pādadārī	ITA-5.62.22	पाददारी
pādāghātaḥ	ITA-9.2.33	पादाघातः
pādāgram	ITA-3.9.14	पादाग्रम्
pādaḥ	ITA-3.9.12	पादः
pādaharṣaḥ	ITA-5.2.1.46	पादहर्षः

Sanskrit term in IAST*	Term ID	Sanskrit term
Pādakurcāsthi	ITA-3.13.31	पादकूर्चास्थि
pādamadhyam	ITA-3.9.17	पादमध्यम्
pādāṃśikakramaḥ	ITA-10.2.5	पादांशिकक्रमः
pādāṅguliḥ	ITA-3.9.15	पादाङ्गुलिः
padārthaḥ	ITA-1.8.3.5	पदार्थः
pādatalam	ITA-3.9.16	पादतलम्
padminīkaṇṭakaḥ	ITA-5.62.30	पद्मिनीकण्टकः
pairojakaḥ	ITA-7.2.7.5	पैरोजकः
paiśācakāyaḥ	ITA-2.8.24	पैशाचकायः
paittika-āmavātaḥ	ITA-5.32.3	पैत्तिक-आमवातः
paittika-asṛgdaraḥ	ITA-5.68.3	पैत्तिक-असृग्दरः
paittika-liṅganāśaḥ	ITA-5.66.32	पैत्तिक-लिङ्गनाशः
paittikajvaraḥ	ITA-5.6.5	पैत्तिकज्वरः
paittikajvarapūrvarūpam	ITA-5.6.6	पैत्तिकज्वरपूर्वरूपम्
paittikakuṣṭhaḥ	ITA-5.59.3	पैत्तिककुष्ठः
paittikapariṇāmaśūlaḥ	ITA-5.34.11	पैत्तिकपरिणामशूलः
paittikaraktaduṣṭiḥ	ITA-5.3.9	पैत्तिकरक्तदुष्टिः
paittikayonikandaḥ	ITA-5.69.8	पैत्तिकयोनिकन्दः
pākaḥ	ITA-2.6.26	पाकः
pakṣāghātaḥ	ITA-5.2.1.31	पक्षाघातः

Sanskrit term in IAST*	Term ID	Sanskrit term
pakṣaḥ	ITA-1.8.2.22	पक्षः
pakṣaḥ	ITA-3.1.21	पक्षः
pakṣaḥ	ITA-7.1.4.37	पक्षः
pakṣavadhaḥ	ITA-5.2.1.31	पक्षवधः
pakṣmāgram	ITA-3.2.1.24	पक्ष्माग्रम्
pakṣmakopaḥ	ITA-5.66.91	पक्ष्मकोपः
pakṣmamaṇḍalam	ITA-3.2.1.27	पक्ष्ममण्डलम्
pakṣmaśātaḥ	ITA-5.66.92	पक्ष्मशातः
pakṣmāśayaḥ	ITA-3.2.1.25	पक्ष्माशयः
pakṣmavartma-sandhiḥ	ITA-3.2.1.10	पक्ष्मवर्त्मसन्धिः
pakṣmoparodhaḥ	ITA-5.66.91	पक्ष्मोपरोधः
paktiḥ	ITA-2.1.2.11	पक्तिः
paktisthānam	ITA.3.11.23	पक्तिस्थानम्
pakvādhānam	ITA.3.11.24	पक्वाधानम्
pakvāśayagatavātaḥ	ITA-5.2.1.13	पक्वाशयगतवातः
pakvāśayaḥ	ITA.3.11.24	पक्वाशयः
pakvāśayasamuttharogaḥ	ITA-4.2.20	पक्वाशयसमुत्थरोगः
pakvāśayastha-dūṣīviṣam	ITA-5.72.14	पक्वाशयस्थ-दूषीविषम्
pakvāśayastha-rudhiraḥ	ITA-5.73.17	पक्वाशयस्थ-रुधिरः
pakvasthānam	ITA.3.11.24	पक्वस्थानम्

Sanskrit term in IAST*	Term ID	Sanskrit term
pakvāvasthā	ITA-4.6.4	पक्वावस्था
palam	ITA-7.1.4.9	पलम्
palitaḥ	ITA-5.62.28	पलितः
pāmā	ITA-5.59.16	पामा
pānājīrṇam	ITA-5.26.8	पानाजीर्णम्
pānakam	ITA-8.3.38	पानकम्
panasikā	ITA-5.62.11	पनसिका
pānātyayaḥ	ITA-5.26.6	पानात्ययः
pānavibhramaḥ	ITA-5.26.9	पानविभ्रमः
pañcadaśakarṇabandhākṛti	ITA-9.5.42	पञ्चदशकर्णबन्धाकृति
pañcakarma	ITA-9.2.2	पञ्चकर्म
pañcamahābhūta	ITA-1.9.3.1.2	पञ्चमहाभूत
pañcamamāsa-garbhaḥ	ITA-2.9.1.10	पञ्चममासगर्भः
pañcāṅgībandhaḥ	ITA-9.6.194	पञ्चाङ्गीबन्धः
pañcāvayava-vākyam	ITA-1.8.2.27	पञ्चावयव-वाक्यम्
pāṇḍukarma (vraṇacikitsā)	ITA-9.6.160	पाण्डुकर्म (व्रणचिकित्सा)
pāṇḍurogaḥ	ITA-5.14.1	पाण्डुरोगः
paṅguḥ	ITA-5.2.1.42	पङ्गुः
pāṇiḥ	ITA-3.8.10	पाणिः
pāṇihṛdayam	ITA-3.8.15	पाणिहृदयम्

Sanskrit term in IAST*	Term ID	Sanskrit term
pāṇimūlam	ITA-3.8.13	पाणिमूलम्
pāṇiśalākādhiṣṭhānam	ITA-3.13.35	पाणिशलाकाधिष्ठानम्
pāṇitalam	ITA-3.8.12	पाणितलम्
pāṇitalam	ITA-3.8.15	पाणितलम्
pānīyakṣāraḥ	ITA-9.6.91	पानीयक्षारः
pāpmā	ITA-4.2.1	पाप्मा
pārada-aṣṭasaṃskāraḥ	ITA-7.2.3	पारद-अष्टसंस्कारः
pāradaḥ	ITA-7.2.2	पारदः
paradamūrcchanam	ITA-7.1.2.6	पारदमूर्छनम्
parādiguṇaḥ	ITA-1.9.4.4.1	परादिगुणः
paramadaḥ	ITA-5.26.7	परमदः
paramāṇu	ITA-1.9.3.3.3	परमाणु
paramāṇuḥ	ITA-1.9.3.6.2	परमाणुः
parāmarśaḥ	ITA-1.8.2.21	परामर्शः
parārthānumānam	ITA-1.8.2.19	परार्थानुमानम्
paratantra	ITA-4.8.35	परतन्त्र
paratvam	ITA-1.9.4.4.2	परत्वम्
paridaraḥ	ITA-5.63.16	परिदरः
pārigarbhikaḥ	ITA-5.71.3	पारिगर्भिकः
parighaḥ	ITA-5.70.7	परिघः

Sanskrit term in IAST*	Term ID	Sanskrit term
parihāraḥ	ITA-1.7.19	परिहारः
parihārakāla-vyāpadaḥ	ITA-5.76.191	परिहारकाल-व्यापदः
parihārakālaḥ	ITA-9.2.111	परिहारकालः
parihārakāle ahitabhojanam	ITA-5.76.197	परिहारकाले अहितभोजनम्
parihārakāle ajīrṇabhojanam	ITA-5.76.196	परिहारकाले अजीर्णभोजनम्
parihārakāle ati-āsanam	ITA-5.76.195	परिहारकाले अति-आसनम्
parihārakāle aticaṅkramaṇam	ITA-5.76.194	परिहारकाले अतिचङ्क्रमणम्
parihārakāle divāsvapnaḥ	ITA-5.76.198	परिहारकाले दिवास्वप्नः
parihārakāle mithyāvyavāyaḥ	ITA-5.76.199	परिहारकाले मिथ्याव्यवायः
parihārakāle rathakṣobhaḥ	ITA-5.76.193	परिहारकाले रथक्षोभः
parihārakāle uccabhāṣyam	ITA-5.76.192	परिहारकाले उच्चभाष्यम्
parikartikā-vamanavyāpat	ITA-5.76.42	परिकर्तिका-वमनव्यापत्
parikartikābastivyāpat	ITA-5.76.96	परिकर्तिकाबस्तिव्यापत्
parikartikāvirecanavyāpat	ITA-5.76.73	परिकर्तिकाविरेचनव्यापत्
parīkṣā	ITA-1.8.1	परीक्षा
parilehī	ITA-5.64.26	परिलेही
parimāṇaḥ	ITA-1.9.4.4.8	परिमाणः
parimlāyi-liṅganāśaḥ	ITA-5.66.36	परिम्लायि-लिङ्गनाशः
pariṇāmaḥ	ITA-4.4.12	परिणामः
pariṇāmaśūlaḥ	ITA-5.34.9	परिणामशूलः

Sanskrit term in IAST*	Term ID	Sanskrit term
paripoṭakaḥ	ITA-5.64.22	परिपोटकः
pariṣekaḥ (viṣopakramaḥ)	ITA-9.7.28	परिषेकः (विषोपक्रमः)
pariṣekakarma (vraṇacikitsā)	ITA-9.6.122	परिषेककर्म (व्रणचिकित्सा)
pariṣekasvedaḥ	ITA-9.2.43	परिषेकस्वेदः
parisrāva-vamanavyāpat	ITA-5.76.43	परिस्राव-वमनव्यापत्
parisrāvabastivyāpat	ITA-5.76.97	परिस्रावबस्तिव्यापत्
parisrāvavirecanavyāpat	ITA-5.76.74	परिस्रावविरेचनव्यापत्
parisrāvībhagandaraḥ	ITA-5.56.1.5	परिस्रावीभगन्दरः
parivartikā	ITA-5.62.36	परिवर्तिका
parpaṭī	ITA-7.2.1.23	पर्पटी
pārṣṇiḥ	ITA-3.9.13	पार्ष्णिः
pārṣṇyasthi	ITA-3.13.30	पार्ष्ण्यस्थि
parśukā	ITA-3.13.18	पर्शुका
parśukāgram	ITA-3.13.19	पर्शुकाग्रम्
pārśvajaghanam	ITA-3.7.24	पार्श्वजघनम्
pārśvam	ITA-3.5.4	पार्श्वम्
pārśvasandhiḥ (marma)	ITA-3.16.35	पार्श्वसन्धिः (मर्म)
pārthivam	ITA-6.1.11	पार्थिवम्
parva	ITA-2.2.13	पर्व
parvaṇikā	ITA-5.66.66	पर्वणिका

Sanskrit term in IAST*	Term ID	Sanskrit term
pāṣāṇagardabhaḥ	ITA-5.62.10	पाषाणगर्दभः
pāśavakāyaḥ	ITA-2.8.27	पाशवकायः
paścādbhaktaḥ	ITA-6.2.7.5	पश्चाद्भक्तः
paścāt-karma	ITA-9.2.109	पश्चात्-कर्म
paścimahānavyadantaḥ	ITA-3.2.4.16	पश्चिमहानव्यदन्तः
paṭalam	ITA-3.2.1.33	पटलम्
pāṭanakarma	ITA-9.6.115	पाटनकर्म
pātanam	ITA-7.2.8	पातनम्
pathyam	ITA-8.1.3	पथ्यम्
pathyam	ITA-9.1.5	पथ्यम्
pāṭitabhagnaḥ	ITA-5.55.7	पाटितभग्नः
patra-viṣaḥ	ITA-5.72.5	पत्र-विषः
patradānakarma	ITA-9.6.168	पत्रदानकर्म
paṭuḥ	ITA-6.2.1.6	पटुः
pauruṣam	ITA-3.6.8	पौरुषम्
pautavamānam	ITA-7.1.4.2	पौतवमानम्
pauttikam	ITA-8.2.31	पौत्तिकम्
pavanendriyaḥ	ITA-9.9.31	पवनेन्द्रियः
payaḥ	ITA-8.2.13	पयः
payodharau	ITA-3.4.5	पयोधरौ

Sanskrit term in IAST*	Term ID	Sanskrit term
pāyuḥ	ITA-3.7.1	पायुः
pāyumeḍhrāntaram	ITA-3.7.13	पायुमेढ्रान्तरम्
pāyuvaliḥ	ITA-3.7.4	पायुवलिः
pāyyamānam	ITA-7.1.4.21	पाय्यमानम्
peśī	ITA-2.2.8	पेशी
peśyantaragata-śalyaḥ	ITA-5.73.4	पेश्यन्तरगत-शल्यः
peyā	ITA-8.3.12	पेया
phalakośaḥ	ITA-3.6.15	फलकोशः
phalam	ITA-3.6.15	फलम्
phalaprāśanasaṁskāraḥ	ITA-9.4.31	फलप्राशनसंस्कारः
phalavargaḥ	ITA-8.2.6	फलवर्गः
phalaviṣaḥ	ITA-5.72.6	फलविषः
phalayoniḥ	ITA.3.11.46	फलयोनिः
phaṇam (marma)	ITA-3.16.51	फणम् (मर्म)
phāṇṭam	ITA-7.1.8	फाण्टम्
phenamehaḥ	ITA-5.41.16	फेनमेहः
phenilaretodoṣaḥ	ITA-9.9.34	फेनिलरेतोदोषः
phuphphusaḥ	ITA.3.11.6	फुफ्फुसः
picchā	ITA-9.2.80	पिच्छा
picchila-bastiḥ	ITA-9.2.80	पिच्छिल-बस्तिः

Sanskrit term in IAST*	Term ID	Sanskrit term
picchilaḥ	ITA-1.9.4.2.21	पिच्छिलः
pīḍanakarma	ITA-9.6.23	पीडनकर्म
pīḍanakarma	ITA-9.6.208	पीडनकर्म
pīḍanakarma (vraṇacikitsā)	ITA-9.6.141	पीडनकर्म (व्रणचिकित्सा)
pīnasaḥ	ITA-5.65.13	पीनसः
piṇḍasvedaḥ	ITA-9.2.53	पिण्डस्वेदः
piṇḍī	ITA-9.5.38	पिण्डी
piṇḍikā	ITA-3.1.14	पिण्डिका
piṇyākaḥ	ITA-8.3.48	पिण्याकः
pipāsā	ITA-2.1.2.13	पिपासा
pipīlikā-daṣṭaḥ	ITA-5.72.24	पिपीलिका-दष्टः
piśācādikṛtarogaḥ	ITA-4.2.31	पिशाचादिकृतरोगः
piśitāśritaṃpaṭalam	ITA-3.2.1.36	पिशिताश्रितंपटलम्
piṣṭakaḥ	ITA-5.66.54	पिष्टकः
piṣṭamehaḥ	ITA-5.41.15	पिष्टमेहः
pītam	ITA-8.1.8	पीतम्
pītasnehamadyatoyapātu-kāmānām nasya vyāpadaḥ	ITA-5.76.143	पीतस्नेहमद्यतोयपातुकामानां नस्य व्यापदः
pitṛ-unmādaḥ	ITA-5.28.11	पितृ-उन्मादः
pitṛjarogaḥ	ITA-4.2.14	पितृजरोगः
pitta-karma	ITA-2.1.2.7	पित्तकर्म

Sanskrit term in IAST*	Term ID	Sanskrit term
pitta-śamanam	ITA-6.2.6.5	पित्तशमनम्
pitta-srāvaḥ	ITA-5.66.64	पित्त-स्रावः
pittābhiṣyandaḥ	ITA-5.66.4	पित्ताभिष्यन्दः
pittadharā-kalā	ITA-3.12.7	पित्तधराकला
pittadoṣāvasthā	ITA-5.2.2.2	पित्तदोषावस्था
pittaduṣṭaraktaḥ	ITA-5.76.208	पित्तदुष्टरक्तः
pittaja grahaṇīroga	ITA-5.9.3	पित्तज ग्रहणीरोग
pittaja-adhimanthaḥ	ITA-5.66.9	पित्तज-अधिमन्थः
pittaja-apasmāraḥ	ITA-5.29.3	पित्तज-अपस्मारः
pittaja-arocakaḥ	ITA-5.22.3	पित्तज-अरोचकः
pittaja-aśmarī	ITA-5.40.4	पित्तज-अश्मरी
pittaja-atisāraḥ	ITA-5.7.4	पित्तज-अतिसारः
pittaja-oṣṭhaprakopaḥ	ITA-5.63.4	पित्तज-ओष्ठप्रकोपः
pittaja-pratiśyāyaḥ	ITA-5.65.15	पित्तज-प्रतिश्यायः
pittaja-śirorogaḥ	ITA-5.67.3	पित्तज-शिरोरोगः
pittaja-udararogaḥ	ITA-5.43.3	पित्तज-उदररोगः
pittaja-upadaṃśaḥ	ITA-5.57.3	पित्तज-उपदंशः
pittaja-vṛddhiḥ	ITA-5.45.3	पित्तज-वृद्धिः
pittaja-yonirogaḥ	ITA-5.69.3	पित्तज-योनिरोगः
pittajabhagandaraḥ	ITA-5.56.1.4	पित्तजभगन्दरः

Sanskrit term in IAST*	Term ID	Sanskrit term
pittajacaturthakajvaraḥ	ITA-5.6.24	पित्तजचतुर्थकज्वरः
pittajachardiḥ	ITA-5.23.3	पित्तजछर्दिः
pittajadāhaḥ	ITA-5.27.3	पित्तजदाहः
pittajadantanāḍī	ITA-5.63.24	पित्तजदन्तनाडी
pittajagranthiḥ	ITA-5.49.3	पित्तजग्रन्थिः
pittajagulmaḥ	ITA-5.37.3	पित्तजगुल्मः
pittajahṛdrogaḥ	ITA-5.38.3	पित्तजहृद्रोगः
pittajājīrṇam	ITA-5.11.6	पित्तजाजीर्णम्
pittajakarṇarogaḥ	ITA-5.64.18	पित्तजकर्णरोगः
pittajakāsaḥ	ITA-5.18.3	पित्तजकासः
pittajakṣīradoṣaḥ	ITA-5.70.12	पित्तजक्षीरदोषः
pittajamasūrikā	ITA-5.61.11	पित्तजमसूरिका
pittajamūrcchā	ITA-5.25.4	पित्तजमूर्च्छा
pittajamūtrakṛcchram	ITA-5.39.3	पित्तजमूत्रकृच्छ्रम्
pittajanāḍīvraṇaḥ	ITA-5.56.3	पित्तजनाडीव्रणः
pittajanāsārśaḥ	ITA-5.65.23	पित्तजनासार्शः
pittajapāṇḍurogaḥ	ITA-5.14.3	पित्तजपाण्डुरोगः
pittajapramehaḥ	ITA-5.41.17	पित्तजप्रमेहः
pittajaraktapittam	ITA-5.16.3	पित्तजरक्तपित्तम्
pittajarohiṇī	ITA-5.63.53	पित्तजरोहिणी

Sanskrit term in IAST*	Term ID	Sanskrit term
pittajārśaḥ	ITA-5.10.3	पित्तजार्शः
pittajaślīpadaḥ	ITA-5.51.3	पित्तजश्लीपदः
pittajaśophaḥ	ITA-5.44.3	पित्तजशोफः
pittajaśūlaḥ	ITA-5.34.3	पित्तजशूलः
pittajasvarabhedaḥ	ITA-5.21.3	पित्तजस्वरभेदः
pittajatṛṣṇā	ITA-5.24.4	पित्तजतृष्णा
pittajavidradhiḥ	ITA-5.52.3	पित्तजविद्रधिः
pittajavisarpaḥ	ITA-5.60.3	पित्तजविसर्पः
pittajavisphoṭakaḥ	ITA-5.61.3	पित्तजविस्फोटकः
pittajavraṇaḥ	ITA-5.54.4	पित्तजव्रणः
pittajavraṇaśophaḥ	ITA-5.53.3	पित्तजव्रणशोफः
pittajonmādaḥ	ITA-5.28.3	पित्तजोन्मादः
pittakaphajavisarpaḥ	ITA-5.60.8	पित्तकफजविसर्पः
pittakaphaprakṛtiḥ	ITA-2.8.7	पित्तकफप्रकृतिः
pittakōpanam	ITA-6.2.6.6	पित्तकोपनम्
pittakṣayaḥ	ITA-5.2.2.6	पित्तक्षयः
pittalam	ITA-7.2.5.9	पित्तलम्
pittam	ITA-2.1.2.1	पित्तम्
pittaprakopaḥ	ITA-5.2.2.4	पित्तप्रकोपः
pittaprakṛtiḥ	ITA-2.8.4	पित्तप्रकृतिः

Sanskrit term in IAST*	Term ID	Sanskrit term
pittaprasaraḥ	ITA-5.2.2.5	पित्तप्रसरः
pittasañcayaḥ	ITA-5.2.2.3	पित्तसञ्चयः
pittāśayaḥ	ITA.3.11.42	पित्ताशयः
Pittavahā	ITA-3.14.3	पित्तवहा
Pittavāhinī	ITA-3.14.3	पित्तवाहिनी
pittavidagdhadṛṣṭiḥ	ITA-5.66.38	पित्तविदग्धदृष्टिः
pittavikāraḥ	ITA-5.2.2.1	पित्तविकारः
pittavṛddhi-lakṣaṇam	ITA-5.2.2.4	पित्तवृद्धि-लक्षणम्
pīyūṣaḥ	ITA-8.2.25	पीयूषः
plīhā	ITA.3.11.11	प्लीहा
plīhodaraḥ	ITA-5.43.6	प्लीहोदरः
pothakī	ITA-5.66.72	पोथकी
poṭṭalakaḥ	ITA-3.7.8	पोट्टलकः
prabāhuḥ	ITA-3.8.7	प्रबाहुः
prabhā	ITA-2.1.2.8	प्रभा
prabhāvaḥ	ITA-6.2.5.1	प्रभावः
prabhāvardhanam	ITA-9.8.16	प्रभावर्धनम्
pracchānam	ITA-9.6.99	प्रच्छानम्
pracchardanam	ITA-9.2.69	प्रच्छर्दनम्
pradehaḥ	ITA-9.6.221	प्रदेहः

Sanskrit term in IAST*	Term ID	Sanskrit term
pradeśaḥ	ITA-1.6.23	प्रदेशः
pradeśini	ITA-3.8.26	प्रदेशिनि
pradhamanakarma	ITA-9.6.37	प्रधमनकर्म
pradhamanam	ITA-9.2.92	प्रधमनम्
pradhāna-karma	ITA-9.2.68	प्रधान-कर्म
prādhānikahetuḥ	ITA-4.4.26	प्राधानिकहेतुः
Prādhānyasamprāptiḥ	ITA-4.5.19	प्राधान्यसम्प्राप्तिः
pradhvaṃsābhāvaḥ	ITA-1.9.7.3	प्रध्वंसाभावः
prāgabhāvaḥ	ITA-1.9.7.2	प्रागभावः
prāgbhaktaḥ	ITA-6.2.7.3	प्राग्भक्तः
prajananakālaḥ	ITA-2.9.1.14	प्रजननकालः
prajananam	ITA-3.6.8	प्रजननम्
prajananamalaḥ	ITA-2.4.12	प्रजननमलः
prajāsthāpanam	ITA-6.2.6.26	प्रजास्थापनम्
prajāyanī	ITA-2.9.1.14	प्रजायनी
prajñāparādhaḥ	ITA-4.4.11	प्रज्ञापराधः
prajñāparādhaḥ	ITA-4.8.36	प्रज्ञापराधः
prākāmyam	ITA-1.9.3.2.20	प्राकाम्यम्
prakaraṇasamaḥ	ITA-1.8.2.20	प्रकरणसमः
praklinnavartma	ITA-5.66.82	प्रक्लिन्नवर्त्म

Sanskrit term in IAST*	Term ID	Sanskrit term
prakopaḥ	ITA-4.6.8	प्रकोपः
prakoṣṭhaḥ	ITA-3.8.16	प्रकोष्ठः
prākṛtadoṣaḥ	ITA-4.4.14	प्राकृतदोषः
prakṛtiḥ	ITA-2.8.1	प्रकृतिः
prakṛtiḥ	ITA-4.8.17	प्रकृतिः
prakṛtisamasamavetasanni-pātajarogaḥ	ITA-4.8.15	प्रकृतिसमसमवेतसन्निपातजरोगः
prakṛtisthāpanam	ITA-9.1.11	प्रकृतिस्थापनम्
prakṛtivighātaḥ	ITA-9.1.55	प्रकृतिविघातः
prakṣālanakarma	ITA-9.6.36	प्रक्षालनकर्म
prakṣālanakarma	ITA-9.6.213	प्रक्षालनकर्म
prakṣepaḥ	ITA-7.1.2.8	प्रक्षेपः
pralepaḥ	ITA-9.6.220	प्रलेपः
pramā	ITA-1.8.2	प्रमा
pramāṇaḥ	ITA-1.8.3	प्रमाणः
pramāṇam	ITA-3.1.5	प्रमाणम्
pramārjanakarma	ITA-9.6.38	प्रमार्जनकर्म
pramārjanakarma	ITA-9.6.209	प्रमार्जनकर्म
pramāthī	ITA-6.2.6.42	प्रमाथी
pramehaḥ	ITA-5.41.1	प्रमेहः
pramehapiḍakā	ITA-5.41.1.1	प्रमेहपिडका

Sanskrit term in IAST*	Term ID	Sanskrit term
prameyaḥ	ITA-1.8.3.4	प्रमेयः
prāṇaḥ	ITA-2.1.1.2	प्राणः
prāṇapratyāgamanam	ITA-9.4.12	प्राणप्रत्यागमनम्
pranaṣṭaśalyam	ITA-9.6.198	प्रनष्टशल्यम्
prāṇavahasrotaḥ	ITA-2.5.6	प्राणवहस्रोतः
prāṇavahasrotoduṣṭiḥ	ITA-5.5.2	प्राणवहस्रोतोदुष्टिः
prāṇavahasrotoviddhaḥ	ITA-5.73.24	प्राणवहस्रोतोविद्धः
prāṇavātakopaḥ	ITA-5.2.1.3	प्राणवातकोपः
prāṇāyatanam	ITA-3.16.1	प्राणायतनम्
praṇipātagamanam	ITA-9.1.25	प्रणिपातगमनम्
prapadam	ITA-3.9.13	प्रपदम्
prapāṇiḥ	ITA-3.8.8	प्रपाणिः
prasādaḥ	ITA-2.6.31	प्रसादः
prasādanakavalaḥ	ITA-9.5.88	प्रसादनकवलः
prasādanāñjanam	ITA-9.5.30	प्रसादनाञ्जनम्
prasādāñjana-apacāraḥ	ITA-5.76.179	प्रसादाञ्जन-अपचारः
prasādāñjana-atiyogaḥ	ITA-5.76.181	प्रसादाञ्जन-अतियोगः
prasādāñjana-ayogaḥ	ITA-5.76.180	प्रसादाञ्जन-अयोगः
prasaktacchardi vamanasya vyāpadaḥ	ITA-5.76.33	प्रसक्तच्छर्दि वमनस्य व्यापदः

Sanskrit term in IAST*	Term ID	Sanskrit term
prasaktacchardirniṣṭhīvikā śvāsa kāsahikkārtānām āsthāpanasya vyāpadaḥ	ITA-5.76.112	प्रसक्तच्छर्दिर्निष्ठीविका श्वास कासहिक्कार्तानां आस्थापनस्य व्यापदः
praśamanam	ITA-9.1.10	प्रशमनम्
prasaṅgaḥ	ITA-1.6.25	प्रसङ्गः
prasannā	ITA-7.1.1.4	प्रसन्ना
prasaraḥ	ITA-4.6.9	प्रसरः
praśasta-āhārakālaḥ	ITA-10.2.6	प्रशस्त-आहारकालः
praśastayoniḥ	ITA-3.6.2	प्रशस्तयोनिः
praśna	ITA-4.7.2	प्रश्न
prāsravaṇam	ITA-8.2.44	प्रास्रवणम्
prasṛtiḥ	ITA-7.1.4.10	प्रसृतिः
prastarasvedaḥ	ITA-9.2.41	प्रस्तरस्वेदः
prastāryarma	ITA-5.66.47	प्रस्तार्यर्म
prasthaḥ	ITA-7.1.4.13	प्रस्थः
prasūtitantra	ITA-1.4.11	प्रसूतितन्त्र
pratānavatīsnāyuḥ	ITA-3.13.57	प्रतानवतीस्नायुः
pratarasandhiḥ	ITA-3.13.42	प्रतरसन्धिः
prathama-madaḥ	ITA-5.26.2	प्रथम-मदः
prathama-paṭalagatadoṣaḥ	ITA-5.66.26	प्रथम-पटलगतदोषः
prathamamāsa-garbhaḥ	ITA-2.9.1.6	प्रथममासगर्भः

Sanskrit term in IAST*	Term ID	Sanskrit term
pratibālāḥ	ITA-3.2.1.23	प्रतिबालाः
pratijñā	ITA-1.7.20	प्रतिज्ञा
pratijñāhāniḥ	ITA-1.7.21	प्रतिज्ञाहानिः
pratikhuraḥ	ITA-5.70.5	प्रतिखुरः
pratimarśaḥ	ITA-9.2.90	प्रतिमर्शः
pratimarśaḥ	ITA-9.6.214	प्रतिमर्शः
pratīnāhaḥ	ITA-5.65.10	प्रतीनाहः
pratinidhidravyam	ITA-6.1.12	प्रतिनिधिद्रव्यम्
pratinidhidravyam	ITA-7.1.2.7	प्रतिनिधिद्रव्यम्
prātiniyamikīsiddhiḥ	ITA-1.8.2.13	प्रातिनियमिकीसिद्धिः
pratipattiḥ	ITA-1.11.12	प्रतिपत्तिः
pratisāraṇakarma (vraṇacikitsā)	ITA-9.6.162	प्रतिसारणकर्म (व्रणचिकित्सा)
pratisāraṇam	ITA-9.5.91	प्रतिसारणम्
pratisāraṇam (viṣopakramaḥ)	ITA-9.7.40	प्रतिसारणम् (विषोपक्रमः)
pratisāraṇīyakṣāraḥ	ITA-9.6.90	प्रतिसारणीयक्षारः
pratiṣṭhāpanā	ITA-1.7.22	प्रतिष्ठापना
pratiśyāya plīhādayoḥ anuvāsanasya vyāpadaḥ	ITA-5.76.125	प्रतिश्याय प्लीहादयोः अनुवासनस्य व्यापदः
pratiśyāyaḥ	ITA-5.65.13	प्रतिश्यायः
pratitūnī	ITA-5.2.1.52	प्रतितूनी
prativāsara-ajīrṇam	ITA-5.11.10	प्रतिवासर-अजीर्णम्

Sanskrit term in IAST*	Term ID	Sanskrit term
prativiṣam (viṣopakramaḥ)	ITA-9.7.41	प्रतिविषम् (विषोपक्रमः)
pratolībandhaḥ	ITA-9.6.185	प्रतोलीबन्धः
pratyādhmānam	ITA-5.2.1.54	प्रत्याध्मानम्
pratyākhyeyaroga	ITA-4.8.28	प्रत्याख्येयरोग
pratyākhyeyarogaḥ	ITA-4.2.43	प्रत्याख्येयरोगः
pratyakṣam	ITA-1.8.1.1	प्रत्यक्षम्
pratyānāhaḥ	ITA-5.2.1.54	प्रत्यानाहः
pratyañjanam	ITA-9.5.36	प्रत्यञ्जनम्
pratyanuyogaḥ	ITA-1.7.23	प्रत्यनुयोगः
pratyayam	ITA-4.4.1	प्रत्ययम्
pratyutsāraḥ	ITA-1.6.22	प्रत्युत्सारः
pravāhaṇakarma	ITA-9.6.215	प्रवाहणकर्म
pravāhikā	ITA-5.8.1	प्रवाहिका
pravāhikābastivyāpat	ITA-5.76.93	प्रवाहिकाबस्तिव्यापत्
pravāhiṇī	ITA-3.7.5	प्रवाहिणी
pravicāraṇāsnehaḥ	ITA-9.2.8	प्रविचारणास्नेहः
pravṛttiḥ	ITA-1.11.1	प्रवृत्ति
pravṛttiḥ	ITA-1.11.10	प्रवृत्तिः
prāyaścittam	ITA-9.1.9	प्रायश्चित्तम्
prāyaścittam	ITA-9.1.22	प्रायश्चित्तम्

Sanskrit term in IAST*	Term ID	Sanskrit term
prayatnaḥ	ITA-1.9.4.3.7	प्रयत्नः
prāyogikadhūmapānam	ITA-9.5.71	प्रायोगिकधूमपानम्
prayojanam	ITA-1.6.24	प्रयोजनम्
pretakāyaḥ	ITA-2.8.25	प्रेतकायः
pretya	ITA-1.9.3.2.29	प्रेत्य
prothau	ITA-3.7.21	प्रोथौ
pṛṣṭhabastiḥ	ITA-9.2.24	पृष्ठबस्तिः
pṛṣṭham	ITA-3.7.16	पृष्ठम्
pṛṣṭhamarma	ITA-3.16.10	पृष्ठमर्म
pṛṣṭhavaṃśaḥ	ITA-3.7.17	पृष्ठवंशः
pṛṣṭheṣikā	ITA-3.7.17	पृष्ठेषिका
pṛthaktvam	ITA-1.9.4.4.7	पृथक्त्वम्
pṛthukaḥ	ITA-8.3.37	पृथुकः
pṛthulā-snāyuḥ	ITA-3.13.59	पृथुलस्नायुः
pṛthvī	ITA-1.9.3.1.7	पृथ्वी
puṃbījam	ITA-2.2.21	पुंबीजम्
puṃstvanāśanaḥ	ITA-6.2.6.24	पुंस्त्वनाशनः
puṁstvopaghātajaklaibyam	ITA-9.9.32	पुंस्त्वोपघातजक्लैब्यम्
puṃstvopaghātin	ITA-6.2.6.24	पुंस्त्वोपघातिन्
puṇḍarīkaḥ	ITA-5.59.6	पुण्डरीकः

Sanskrit term in IAST*	Term ID	Sanskrit term
pūpaḥ	ITA-8.3.34	पूपः
pūpalikā	ITA-8.3.35	पूपलिका
pūraṇakarma	ITA-9.6.16	पूरणकर्म
pūraṇam	ITA-2.2.17	पूरणम्
purīṣābhighātaja-udāvartaḥ	ITA-5.35.4	पुरीषाभिघातज-उदावर्तः
purīṣādhāraḥ	ITA.3.11.27	पुरीषाधारः
purīṣadharākalā	ITA-3.12.6	पुरीषधराकला
purīṣajakṛmiḥ	ITA-5.13.6	पुरीषजकृमिः
purīṣajananam	ITA-6.2.6.52	पुरीषजननम्
purīṣakṣayaḥ	ITA-5.4.6	पुरीषक्षयः
purīṣam	ITA-2.4.3	पुरीषम्
purīṣarodhajamūtrakṛcchram	ITA-5.39.7	पुरीषरोधजमूत्रकृच्छ्रम्
purīṣasaṅgrahaṇīya	ITA-6.2.6.51	पुरीषसङ्ग्रहणीय
purīṣavaha-srōtōduṣṭi	ITA-5.5.14	पुरीषवहस्रोतोदुष्टिः
purīṣavahasrotas	ITA-2.5.20	पुरीषवहस्रोतः
purīṣavahasrotoviddhaḥ	ITA-5.73.35	पुरीषवहस्रोतोविद्धः
purīṣavaiṣamyam	ITA-5.4.5	पुरीषवैषम्यम्
purīṣavegarodhaḥ	ITA-5.75.17	पुरीषवेगरोधः
purīṣavirajanīya	ITA-6.2.6.50	पुरीषविरजनीय
purīṣavṛddhiḥ	ITA-5.4.7	पुरीषवृद्धिः

Sanskrit term in IAST*	Term ID	Sanskrit term
puruṣaḥ	ITA-1.9.3.2.9	पुरुषः
puruṣendriyam	ITA-3.6.8	पुरुषेन्द्रियम्
pūrvakarma	ITA-9.2.4	पूर्वकर्म
pūrvapakṣaḥ	ITA-1.6.21	पूर्वपक्षः
pūrvapaścima-vibhāgaḥ	ITA-2.6.36	पूर्वपश्चिमविभागः
pūrvarūpa	ITA-4.8.37	पूर्वरूप
pūrvarūpabhedaḥ	ITA-4.5.2	पूर्वरूपभेदः
pūrvarūpam	ITA-4.5.1	पूर्वरूपम्
puṣkarikā	ITA-5.58.10	पुष्करिका
puṣpa-viṣaḥ	ITA-5.72.7	पुष्प-विषः
puṣpam	ITA-2.3.3	पुष्पम्
puṣparāgam	ITA-7.2.6.6	पुष्परागम्
puṣpitaḥ	ITA-1.9.3.2.28	पुष्पितः
puṭaḥ	ITA-7.2.1.16	पुटः
pūtanāgrahaḥ	ITA-5.71.12	पूतनाग्रहः
puṭapāka-apacāraḥ	ITA-5.76.188	पुटपाक-अपचारः
puṭapāka-atiyogaḥ	ITA-5.76.190	पुटपाक-अतियोगः
puṭapāka-hīnayogaḥ	ITA-5.76.189	पुटपाक-हीनयोगः
puṭapākaḥ	ITA-9.5.15	पुटपाकः
puṭapākasvarasaḥ	ITA-7.1.7	पुटपाकस्वरसः

Sanskrit term in IAST*	Term ID	Sanskrit term
pūtikarṇaḥ	ITA-5.64.13	पूतिकर्णः
pūtīnāsā	ITA-5.65.3	पूतीनासा
pūtiśukradoṣaḥ	ITA-9.9.33	पूतिशुक्रदोषः
putriṇī-pramehapiḍakā	ITA-5.41.1.9	पुत्रिणी-प्रमेहपिडका
pūya-śoṇitam	ITA-5.65.5	पूय-शोणितम्
pūyālasaḥ	ITA-5.66.58	पूयालसः
pūyaraktam	ITA-5.65.5	पूयरक्तम्
pūyasrāvaḥ	ITA-5.66.61	पूयस्रावः
rāgaḥ	ITA-8.3.39	रागः
raja	ITA-2.3.3	रज
rajaḥ	ITA-1.9.4.4	रजः
rajaḥ	ITA-7.1.5	रजः
rājasarogaḥ	ITA-4.2.5	राजसरोगः
rājasikakāyaḥ	ITA-2.8.19	राजसिककायः
rajasrāvaḥ	ITA-2.3.3	रजस्रावः
rajatam	ITA-7.2.5.3	रजतम्
rājāvartaḥ	ITA-7.2.7.4	राजावर्तः
rājayakṣmā	ITA-5.17.1	राजयक्ष्मा
rajjuḥ	ITA-3.13.61	रज्जुः
rakṣākarma	ITA-9.4.21	रक्षाकर्म

Sanskrit term in IAST*	Term ID	Sanskrit term
rākṣasakāyaḥ	ITA-2.8.23	राक्षसकायः
rakṣāvidhānam (vraṇacikitsā)	ITA-9.6.179	रक्षाविधानम् (व्रणचिकित्सा)
rakta-dhātuḥ	ITA-2.2.5	रक्तधातुः
rakta-sāraḥ	ITA-2.8.1.3	रक्तसारः
rakta-srāvaḥ	ITA-5.66.63	रक्त-स्रावः
raktābhiṣyandaḥ	ITA-5.66.6	रक्ताभिष्यन्दः
Raktadharākalā	ITA-3.12.3	रक्तधराकला
raktadhātugatajvaraḥ	ITA-5.6.29	रक्तधातुगतज्वरः
raktadhātvagniḥ	ITA-2.6.13	रक्तधात्वग्निः
raktagatamasūrikā	ITA-5.61.16	रक्तगतमसूरिका
raktagatavātaḥ	ITA-5.2.1.16	रक्तगतवातः
raktāgni	ITA-2.6.6	रक्ताग्नि
raktaja-adhimanthaḥ	ITA-5.66.11	रक्तज-अधिमन्थः
raktaja-liṅganāśaḥ	ITA-5.66.34	रक्तज-लिङ्गनाशः
raktaja-oṣṭhaprakopaḥ	ITA-5.63.7	रक्तज-ओष्ठप्रकोपः
raktaja-pratiśyāyaḥ	ITA-5.65.19	रक्तज-प्रतिश्यायः
raktaja-śirorogaḥ	ITA-5.67.6	रक्तज-शिरोरोगः
raktaja-upadaṃśaḥ	ITA-5.57.6	रक्तज-उपदंशः
raktaja-vṛddhiḥ	ITA-5.45.5	रक्तज-वृद्धिः
raktajadāhaḥ	ITA-5.27.2	रक्तजदाहः

Sanskrit term in IAST*	Term ID	Sanskrit term
raktajagranthiḥ	ITA-5.49.7	रक्तजग्रन्थिः
raktajagulmaḥ	ITA-5.37.5	रक्तजगुल्मः
raktajakṛmiḥ	ITA-5.13.7	रक्तजकृमिः
raktajamasūrikā	ITA-5.61.14	रक्तजमसूरिका
raktajamūrcchā	ITA-5.25.7	रक्तजमूर्च्छा
raktajārbudaḥ	ITA-5.50.2	रक्तजार्बुदः
raktajarohiṇī	ITA-5.63.56	रक्तजरोहिणी
raktajārśaḥ	ITA-5.10.5	रक्तजार्शः
raktajavidradhiḥ	ITA-5.52.6	रक्तजविद्रधिः
raktajavisphoṭakaḥ	ITA-5.61.7	रक्तजविस्फोटकः
raktajavraṇaḥ	ITA-5.54.6	रक्तजव्रणः
raktajavraṇaśophaḥ	ITA-5.53.6	रक्तजव्रणशोफः
raktakṣayaḥ	ITA-5.3.6	रक्तक्षयः
raktam	ITA-2.2.5	रक्तम्
raktamehaḥ	ITA-5.41.21	रक्तमेहः
raktamokṣaṇa-apacāraḥ	ITA-5.76.133	रक्तमोक्षण-अपचारः
raktamokṣaṇa-atiyogaḥ	ITA-5.76.135	रक्तमोक्षण-अतियोगः
raktamokṣaṇa-ayogaḥ	ITA-5.76.134	रक्तमोक्षण-अयोगः
raktamokṣaṇam	ITA-9.6.97	रक्तमोक्षणम्
raktamokṣaṇam (viṣopakramaḥ)	ITA-9.7.30	रक्तमोक्षणम् (विषोपक्रमः)

Sanskrit term in IAST*	Term ID	Sanskrit term
raktamokṣaṇamithyāyogaḥ	ITA-5.76.136	रक्तमोक्षणमिथ्यायोगः
raktapathaḥ	ITA-3.6.1	रक्तपथः
raktapittam	ITA-5.16.1	रक्तपित्तम्
raktapradaraḥ	ITA-5.68.1	रक्तप्रदरः
raktapūrṇakoṣṭhaḥ	ITA-5.73.15	रक्तपूर्णकोष्ठः
raktapuṣṭiḥ	ITA-2.2.7	रक्तपुष्टिः
raktāśayaḥ	ITA.3.11.44	रक्ताशयः
raktaśodhanaḥ	ITA-6.2.6.66	रक्तशोधनः
raktātipravṛttiḥ	ITA-5.76.16	रक्तातिप्रवृत्तिः
raktātisāraḥ	ITA-5.7.7	रक्तातिसारः
Raktavahā	ITA-3.14.5	रक्तवहा
raktavahasrotas	ITA-2.5.11	रक्तवहस्रोतः
raktavahasrotoduṣṭiḥ	ITA-5.5.6	रक्तवहस्रोतोदुष्टिः
raktavahasrotoviddhaḥ	ITA-5.73.28	रक्तवहस्रोतोविद्धः
raktavaiṣamyam	ITA-5.3.5	रक्तवैषम्यम्
raktavṛddhiḥ	ITA-5.3.7	रक्तवृद्धिः
rañjaka-pittam	ITA-2.1.2.3	रञ्जकपित्तम्
rasa sāraḥ	ITA-2.8.1.2	रससारः
rasa-dhātuḥ	ITA-2.2.4	रसधातुः
rasadhātugatajvaraḥ	ITA-5.6.28	रसधातुगतज्वरः

Sanskrit term in IAST*	Term ID	Sanskrit term
rasadhātugatamasūrikā	ITA-5.61.15	रसधातुगतमसूरिका
rasadhātvagniḥ	ITA-2.6.12	रसधात्वग्निः
rasāgni	ITA-2.6.6	रसाग्नि
rasaḥ	ITA-1.9.4.1.3	रसः
rasaḥ	ITA-2.2.4	रसः
rasaḥ	ITA-6.2.1.1	रसः
rasaḥ	ITA-8.3.50	रसः
rasakaḥ	ITA-7.2.2.9	रसकः
rasakriyā	ITA-7.1.10	रसक्रिया
rasakriyā (vraṇacikitsā)	ITA-9.6.150	रसक्रिया (व्रणचिकित्सा)
rasakriyā kṣudrāñjanam	ITA-9.5.35	रसक्रिया क्षुद्राञ्जनम्
rasakṛtarogaḥ	ITA-4.2.16	रसकृतरोगः
rasakṣayaḥ	ITA-5.3.3	रसक्षयः
rasakṣayajatṛṣṇā	ITA-5.24.7	रसक्षयजतृष्णा
rasālā	ITA-8.2.26	रसाला
rasanā	ITA-3.2.4.18	रसना
rasanabandhanam	ITA-3.2.4.21	रसनबन्धनम्
rasanendriyam	ITA-3.10.7	रसनेन्द्रियम्
rasāñjanam	ITA-9.5.32	रसाञ्जनम्
rasapañcakam	ITA-6.2.1	रसपञ्चकम्

Sanskrit term in IAST*	Term ID	Sanskrit term
rasaśāstram	ITA-7.2.1	रसशास्त्रम्
rasaśeṣajanya-ajīrṇam	ITA-5.11.8	रसशेषजन्य-अजीर्णम्
rasasthānam	ITA.3.11.4	रसस्थानम्
rasātiyogaḥ	ITA-5.74.14	रसातियोगः
rasavahādhamanī	ITA-3.15.5	रसवहाधमनी
rasavahasrotas	ITA-2.5.10	रसवहस्रोतः
rasavahasrotoduṣṭiḥ	ITA-5.5.5	रसवहस्रोतोदष्टिः
rasavahasrotoviddhaḥ	ITA-5.73.27	रसवहस्रोतोविद्धः
rasavaiṣamyam	ITA-5.3.2	रसवैषम्यम्
rasavṛddhiḥ	ITA-5.3.4	रसवृद्धिः
rasāyana-cikitsā	ITA-9.8.1	रसायन-चिकित्सा
rasāyanacikitsā	ITA-1.4.9	रसायनचिकित्सा
rasāyanam	ITA-9.1.35	रसायनम्
ratnam	ITA-7.2.6.1	रत्नम्
rātricaryā	ITA-10.3.2	रात्रिचर्या
rātryāndhyam	ITA-5.66.39	रात्र्यान्ध्यम्
rattī	ITA-7.1.4.3	रत्ती
recana-karma	ITA-6.2.6.14	रेचनकर्म
recananasyam	ITA-9.2.94	रेचननस्यम्
rekhāpurṇatā	ITA-7.2.1.8	रेखापूर्णता

Sanskrit term in IAST*	Term ID	Sanskrit term
retas	ITA-2.2.19	रेतस्
retodoṣaḥ	ITA-9.9.40	रेतोदोषः
revatīgrahaḥ	ITA-5.71.11	रेवतीग्रहः
ṛjugranthiḥ	ITA-9.6.76	ऋजुग्रन्थिः
ṛjūkaraṇakarma	ITA-9.6.34	ऋजूकरणकर्म
rocanaḥ	ITA-6.2.6.33	रोचनः
rociṣṇuḥ	ITA-6.2.6.33	रोचिष्णुः
rodanam	ITA-9.4.46	रोदनम्
rodhanam	ITA-7.2.12	रोधनम्
roga	ITA-4.2.1	रोग
rogādhiṣṭhānam	ITA-4.8.11	रोगाधिष्ठानम्
rogānīkaḥ	ITA-4.8.10	रोगानीकः
rogaparīkṣā	ITA-4.3.1	रोगपरीक्षा
rogāvasthā	ITA-4.6.1	रोगावस्था
rogaviniścayaḥ	ITA-4.1.1	रोगविनिश्चयः
rogi	ITA-1.11.17	रोगि
rogīparīkṣā	ITA-4.7.1	रोगीपरीक्षा
rohiṇī	ITA-3.10.1.7	रोहिणी
rohiṇī	ITA-5.63.51	रोहिणी
roma	ITA-3.10.1.10	रोम

Sanskrit term in IAST*	Term ID	Sanskrit term
romādaḥ	ITA-5.13.7	रोमादः
romakalavaṇam	ITA-7.2.9.7	रोमकलवणम्
romakūpaḥ	ITA-3.10.1.14	रोमकूपः
romāntaḥ	ITA-3.10.1.12	रोमान्तः
romarājī	ITA-3.10.1.11	रोमराजी
romasañjananakarma	ITA-9.6.163	रोमसञ्जननकर्म
romasañjananam	ITA-6.2.6.81	रोमसञ्जननम्
romāvartaḥ	ITA-3.10.1.13	रोमावर्तः
ropaṇa-āścyotanam	ITA-9.5.25	रोपण-आश्च्योतनम्
ropaṇagaṇḍūṣaḥ	ITA-9.5.85	रोपणगण्डूषः
ropaṇakarma	ITA-9.6.117	रोपणकर्म
ropaṇakavalaḥ	ITA-9.5.90	रोपणकवलः
ropaṇāñjana-apacāraḥ	ITA-5.76.182	रोपणाञ्जन-अपचारः
ropaṇāñjana-atiyogaḥ	ITA-5.76.184	रोपणाञ्जन-अतियोगः
ropaṇāñjana-ayogaḥ	ITA-5.76.183	रोपणाञ्जन-अयोगः
ropaṇāñjanam	ITA-9.5.29	रोपणाञ्जनम्
ropaṇapuṭapākaḥ	ITA-9.5.17	रोपणपुटपाकः
ropaṇasekaḥ	ITA-9.5.21	रोपणसेकः
ṛṣikāyaḥ	ITA-2.8.18	ऋषिकायः
ṛṣyajihvakaḥ	ITA-5.59.5	ऋष्यजिह्वकः

Sanskrit term in IAST*	Term ID	Sanskrit term
ṛtucaryā	ITA-10.3.3	ऋतुचर्या
ṛtuḥ	ITA-7.1.4.39	ऋतुः
ṛtukālacaryā-vaiṣamyam	ITA-5.75.5	ऋतुकालचर्या-वैषम्यम्
ṛtumatiḥ	ITA-2.9.1.1	ऋतुमतिः
ṛtusandhiḥ	ITA-10.3.4	ऋतुसन्धिः
ṛtuśodhanam	ITA-10.3.6	ऋतुशोधनम्
ṛtuviparyayaḥ	ITA-10.3.5	ऋतुविपर्ययः
rucakāsthi	ITA-3.13.6	रुचकास्थि
rucikṛt	ITA-6.2.6.33	रुचिकृत्
rucyam	ITA-6.2.6.33	रुच्यम्
rudhira-nivāraṇam (caturvidha)	ITA-9.6.106	रुधिर-निवारणम् (चतुर्विध)
rudhirasthānam	ITA.3.11.44	रुधिरस्थानम्
rūhyā	ITA-5.62.25	रुह्या
ruhyamāṇavraṇaḥ	ITA-5.54.9	रुह्यमाणव्रणः
rujākaramarma	ITA-3.16.22	रुजाकरमर्म
rūkṣaḥ	ITA-1.9.4.2.9	रूक्षः
rūkṣaṇa-apacāraḥ	ITA-5.76.9	रूक्षण-अपचारः
rūkṣaṇa-atiyogaḥ	ITA-5.76.10	रूक्षण-अतियोगः
rukṣaṇam	ITA-6.2.6.45	रुक्षणम्
rūkṣaretodoṣaḥ	ITA-9.9.39	रूक्षरेतोदोषः

Sanskrit term in IAST*	Term ID	Sanskrit term
rūpaḥ	ITA-1.9.4.1.4	रूपः
rūpam	ITA-4.5.5	रूपम्
Rūpavahādhamanī	ITA-3.15.4	रूपवहाधमनी
śabdābhivahā	ITA-3.2.3.3	शब्दाभिवहा
śabdaḥ	ITA-1.9.4.1.6	शब्दः
śabdānuvahā	ITA-3.2.3.3	शब्दानुवहा
śabdapathaḥ	ITA-3.2.3.3	शब्दपथः
śabdavahādhamanī	ITA-3.15.2	शब्दवहाधमनी
śabdavahasrotas	ITA-3.2.3.3	शब्दवहस्रोतस्
sabhaktaḥ	ITA-6.2.7.8	सभक्तः
ṣaḍaṅgam	ITA-3.1.8	षडङ्गम्
ṣāḍavaḥ	ITA-8.3.40	षाडवः
ṣaḍdhātupuruṣa	ITA-1.9.3.2.11	षड्धातुपुरुष
sādhakapittam	ITA-2.1.2.6	साधकपित्तम्
sādhana	ITA-1.8.2.6	साधन
sādhanam	ITA-9.1.6	साधनम्
sādhāraṇarasaḥ	ITA-7.2.4.1	साधारणरसः
sadhetu	ITA-1.8.2.5	सद्हेतु
sādhya	ITA-1.8.2.7	साध्य
sādhyarogaḥ	ITA-4.2.38	साध्यरोगः

Sanskrit term in IAST*	Term ID	Sanskrit term
sādhyāsādhyatā	ITA-4.2.37	साध्यासाध्यता
ṣaḍripuḥ	ITA-1.9.3.3.17	षड्रिपुः
ṣaḍvidhaparīkṣā	ITA-4.7.3	षड्विधपरीक्षा
ṣaḍvidhopakramāḥ	ITA-9.1.42	षड्विधोपक्रमाः
sadvṛttam	ITA-10.3.7	सद्वृत्तम्
sadyaḥkṣataghnam	ITA-6.2.6.57	सद्यःक्षतघ्नम्
sadyaḥprāṇaharamarma	ITA-3.16.18	सद्यःप्राणहरमर्म
sadyasnehaḥ	ITA-9.2.6	सद्यस्नेहः
sadyogarbhaḥ	ITA-2.9.1.4	सद्योगर्भः
sadyojāta	ITA-9.4.9	सद्योजातः
sadyojātaśiśuparicaryā	ITA-9.4.11	सद्योजातशिशुपरिचर्या
sadyovraṇaḥ	ITA-5.54.12	सद्योव्रणः
sāgni-upanāhasvedaḥ	ITA-9.2.54	साग्नि-उपनाहस्वेदः
sagrāsam	ITA-6.2.7.9	सग्रासम्
sahaja-balam	ITA-2.2.28	सहजबलम्
sahajārśaḥ	ITA-5.10.7	सहजार्शः
saindhavalavaṇam	ITA-7.2.9.2	सैन्धवलवणम्
śākavargaḥ	ITA-8.2.5	शाकवर्गः
śākhā	ITA-1.5.1	शाखा
śākhā	ITA-1.5.3	शाखा

Sanskrit term in IAST*	Term ID	Sanskrit term
śākhā	ITA-3.1.23	शाखा
śākhāgatiḥ	ITA-4.8.21	शाखागतिः
Śākhāmarma	ITA-3.16.5	शाखामर्म
śākhāśritakāmalā	ITA-5.15.3	शाखाश्रितकामला
śakṛnmārgaḥ	ITA-3.7.1	शकृन्मार्गः
śakṛt	ITA-2.4.3	शकृत्
sākṣī	ITA-1.9.3.2.6	साक्षी
sakthi	ITA-3.9.1	सक्थि
Sakthimarma	ITA-3.16.6	सक्थिमर्म
śaktiḥ	ITA-6.2.3.1	शक्तिः
saktuḥ	ITA-8.3.28	सक्तुः
śakunīgrahaḥ	ITA-5.71.10	शकुनीग्रहः
śākunikāyaḥ	ITA-2.8.22	शाकुनिकायः
śalākā	ITA-9.5.3	शलाका
śalākāyantram	ITA-9.6.12	शलाकायन्त्रम्
śalākī	ITA-9.5.2	शलाकी
śālākin	ITA-9.5.2	शालाकिन्
śālakyatantra	ITA-1.4.6	शालाक्यतन्त्र
śālākyatantram	ITA-9.5.1	शालाक्यतन्त्रम्
śālidhānya-atiyogaḥ	ITA-5.74.10	शालिधान्य-अतियोगः

Sanskrit term in IAST*	Term ID	Sanskrit term
śālisaktuḥ	ITA-8.3.29	शालिसक्तुः
śalyacikitsā	ITA-1.4.7	शल्यचिकित्सा
śalyagatiḥ	ITA-9.6.199	शल्यगतिः
śalyajanyabhagandaraḥ	ITA-5.56.1.7	शल्यजन्यभगन्दरः
śalyam	ITA-9.6.195	शल्यम्
śalyanimittajanāḍīvraṇaḥ	ITA-5.56.6	शल्यनिमित्तजनाडीव्रणः
śalyārdita-virecanavyāpat	ITA-5.76.66	शल्यार्दित-विरेचनव्यापत्
śalyatantram	ITA-9.6.1	शल्यतन्त्रम्
sāmadoṣaḥ	ITA-4.8.23	सामदोषः
samāgniḥ	ITA-2.6.8	समाग्निः
samāhitayantraḥ	ITA-9.6.39	समाहितयन्त्रः
sāmamalaḥ	ITA-5.4.8	साममलः
śamanadhūmapānam	ITA-9.5.69	शमनधूमपानम्
śamanagaṇḍūṣaḥ	ITA-9.5.83	शमनगण्डूषः
samānaḥ	ITA-2.1.1.5	समानः
śamanakavalaḥ	ITA-9.5.88	शमनकवलः
śamanam	ITA-6.2.6.5	शमनम्
śamananasyam	ITA-9.2.96	शमननस्यम्
samānapratyayārabdhadravyaḥ	ITA-6.1.7	समानप्रत्ययारब्धद्रव्यः
samānavātakopaḥ	ITA-5.2.1.6	समानवातकोपः

Sanskrit term in IAST*	Term ID	Sanskrit term
sāmānyajavikāraḥ	ITA-4.8.33	सामान्यजविकारः
sāmānyam	ITA-1.9.1.1	सामान्यम्
sāmānyapūrvarūpam	ITA-4.5.4	सामान्यपूर्वरूपम्
samaśanam	ITA-10.2.8	समशनम्
samavāyaḥ	ITA-1.9.6.1	समवायः
samavāyikāraṇam	ITA-1.8.2.30	समवायिकारणम्
sambhavaḥ	ITA-1.6.34	सम्भवः
sambhojyam	ITA-6.2.7.8	सम्भोज्यम्
śambūkāvartabhagandaraḥ	ITA-5.56.1.6	शम्बूकावर्तभगन्दरः
samghātabalapravṛttarogaḥ	ITA-4.2.22	संघातबलप्रवृत्तरोगः
śamīdhānyavargaḥ	ITA-8.2.3	शमीधान्यवर्गः
samjñāprabodhanam	ITA-9.1.64	संज्ञाप्रबोधनम्
saṃjñāsthāpanam	ITA-6.2.6.71	संज्ञास्थापनम्
samjñāsthāpanam (viṣopakrama)	ITA-9.7.42	संज्ञास्थापनम् (विषोपक्रम)
śaṃkhaḥ	ITA-7.2.8.3	शंखः
śaṃkhāvartasandhiḥ	ITA-3.13.46	शंखावर्तसन्धिः
saṃkhyā	ITA-1.9.4.4.4	संख्या
sammohaḥ	ITA-1.9.3.3.31	सम्मोहः
saṃmūḍhapiḍakā	ITA-5.58.17	संमूढपिडका

Sanskrit term in IAST*	Term ID	Sanskrit term
saṃnyāsaḥ	ITA-5.25.11	संन्यासः
samprāptibhedaḥ	ITA-4.5.17	सम्प्राप्तिभेदः
samprāptiḥ	ITA-4.5.16	सम्प्राप्तिः
saṃśamana-karma	ITA-6.2.6.9	संशमन-कर्म
saṁśamanam	ITA-9.1.38	संशमनम्
saṃsarga	ITA-4.8.38	संसर्ग
samsargajarogaḥ	ITA-4.2.32	संसर्गजरोगः
samsarjanakramaḥ	ITA-9.2.110	संसर्जनक्रमः
saṃśayaḥ	ITA-1.6.32	संशयः
saṁskāraḥ	ITA-9.4.24	संस्कारः
saṃskāraḥ	ITA-1.9.4.4.10	संस्कारः
saṃskṛtalājamaṇḍaḥ	ITA-8.3.18	संस्कृतलाजमण्डः
saṁśodhanakarma	ITA-9.2.1	संशोधनकर्म
saṁśodhanārhaḥ	ITA-9.2.3	संशोधनार्हः
samsthānam	ITA-4.5.5	संस्थानम्
samuccaya	ITA-4.2.1	समुच्चय
samuccayaḥ	ITA-1.6.33	समुच्चयः
sāmudgadantaḥ	ITA-9.4.39	सामुद्गदन्तः
sāmudgam	ITA-6.2.7.7	सामुद्गम्
sāmudgasandhiḥ	ITA-3.13.41	सामुद्गसन्धिः

Sanskrit term in IAST*	Term ID	Sanskrit term
sāmudrajalam	ITA-8.2.46	सामुद्रजलम्
sāmudralavaṇam	ITA-7.2.9.5	सामुद्रलवणम्
samutthānam.	ITA-4.4.1	समुत्थानम्
samvāhanam	ITA-9.2.27	संवाहनम्
saṃvaraṇī	ITA-3.7.6	संवरणी
saṃvatsaraḥ	ITA-7.1.4.41	संवत्सरः
saṃvṛtadantaḥ	ITA-9.4.40	संवृतदन्तः
samyagrūḍhavraṇaḥ	ITA-5.54.10	सम्यग्रूढव्रणः
samyak-dagdhaḥ	ITA-9.6.96	सम्यक्-दग्धः
saṃyogaḥ	ITA-1.9.4.4.5	संयोगः
saṁyogajaviṣam	ITA-9.7.13	संयोगजविषम्
śanairmehaḥ	ITA-5.41.10	शनैर्मेहः
sañcārasthānam	ITA-4.8.20	सञ्चारस्थानम्
sañcayaḥ	ITA-4.6.7	सञ्चयः
sandaṃśayantram	ITA-9.6.9	सन्दंशयन्त्रम्
sandhānakaraḥ	ITA-6.2.6.73	सन्धानकरः
sandhānakarma	ITA-9.6.140	सन्धानकर्म
sandhānam	ITA-7.1.1.3	सन्धानम्
sandhānam	ITA-9.6.107	सन्धानम्
sandhānīya	ITA-6.2.6.72	सन्धानीय

Sanskrit term in IAST*	Term ID	Sanskrit term
sandhāyasaṃbhāṣā	ITA-1.7.31	सन्धायसंभाषा
sandhigata-śalyaḥ	ITA-5.73.7	सन्धिगत-शल्यः
sandhigatavātaḥ	ITA-5.2.1.24	सन्धिगतवातः
sandhiḥ	ITA-3.13.36	सन्धिः
sandhilēpanam	ITA-7.2.1.15	सन्धिलेपनम्
sandhimarma	ITA-3.16.16	सन्धिमर्म
ṣāṇḍhyakaraḥ	ITA-6.2.6.24	षाण्ढ्यकरः
sāndraḥ	ITA-1.9.4.2.12	सान्द्रः
sāndramehaḥ	ITA-5.41.5	सान्द्रमेहः
sāndraprasādamehaḥ	ITA-5.41.6	सान्द्रप्रसादमेहः
saṅgaḥ	ITA-4.8.6	सङ्गः
saṅghātaḥ	ITA-3.13.64	सङ्घातः
saṅkalpaḥ	ITA-1.9.3.3.12	सङ्कल्पः
saṅkarasvedaḥ	ITA-9.2.40	सङ्करस्वेदः
śaṅkāviṣam	ITA-9.7.16	शङ्काविषम्
śaṅkhaḥ	ITA-3.2.4	शङ्खः
śaṅkhakaḥ	ITA-5.67.11	शङ्खकः
śaṅkhapradeśaḥ	ITA-3.2.6	शङ्खप्रदेशः
saṅkhyāsamprāptiḥ	ITA-4.5.18	सङ्ख्यासम्प्राप्तिः

Sanskrit term in IAST*	Term ID	Sanskrit term
saṅkṣiptaḥ	ITA-9.5.53	सङ्क्षिप्तः
sānnam	ITA-6.2.7.8	सान्नम्
sannikarṣaḥ	ITA-1.8.1.2	सन्निकर्षः
sannikṛṣṭahetuḥ	ITA-4.4.23	सन्निकृष्टहेतुः
sannipātaḥ	ITA-4.8.9	सन्निपातः
sannipātaja grahaṇīroga	ITA-5.9.5	सन्निपातजग्रहणीरोग
sannipātaja-apasmāraḥ	ITA-5.29.5	सन्निपातज-अपस्मारः
sannipātaja-arocakaḥ	ITA-5.22.5	सन्निपातज-अरोचकः
sannipātaja-oṣṭhaprakopaḥ	ITA-5.63.6	सन्निपातज-ओष्ठप्रकोपः
sannipātaja-pratiśyāyaḥ	ITA-5.65.17	सन्निपातज-प्रतिश्यायः
sannipātaja-śirorogaḥ	ITA-5.67.5	सन्निपातज-शिरोरोगः
sannipātaja-srāvaḥ	ITA-5.66.61	सन्निपातज-स्रावः
sannipātaja-udararogaḥ	ITA-5.43.5	सन्निपातज-उदररोगः
sannipātaja-upadaṃśaḥ	ITA-5.57.5	सन्निपातज-उपदंशः
sannipātaja-yonirogaḥ	ITA-5.69.5	सन्निपातज-योनिरोगः
sannipātajabhagandaraḥ	ITA-5.56.1.6	सन्निपातजभगन्दरः
sannipātajachardiḥ	ITA-5.23.5	सन्निपातजछर्दिः
sannipātajagulmaḥ	ITA-5.37.6	सन्निपातजगुल्मः
sannipātajahṛdrogaḥ	ITA-5.38.5	सन्निपातजहृद्रोगः
sannipātajajvaraḥ	ITA-5.6.12	सन्निपातजज्वरः

Sanskrit term in IAST*	Term ID	Sanskrit term
sannipātajakarṇarogaḥ	ITA-5.64.20	सन्निपातजकर्णरोगः
sannipātajakṣīradoṣaḥ	ITA-5.70.13	सन्निपातजक्षीरदोषः
sannipātajamūrcchā	ITA-5.25.6	सन्निपातजमूर्च्छा
sannipātajanāḍīvraṇaḥ	ITA-5.56.5	सन्निपातजनाडीव्रणः
sannipātajanāsārśaḥ	ITA-5.65.25	सन्निपातजनासार्शः
sannipātajapāṇḍurogaḥ	ITA-5.14.5	सन्निपातजपाण्डुरोगः
sannipātajarohiṇī	ITA-5.63.55	सन्निपातजरोहिणी
sannipātajārśaḥ	ITA-5.10.6	सन्निपातजार्शः
sannipātajaśophaḥ	ITA-5.44.6	सन्निपातजशोफः
sannipātajavidradhiḥ	ITA-5.52.5	सन्निपातजविद्रधिः
sannipātajavisarpaḥ	ITA-5.60.5	सन्निपातजविसर्पः
sannipātajavisphoṭakaḥ	ITA-5.61.6	सन्निपातजविस्फोटकः
sannipātajavraṇaśophaḥ	ITA-5.53.5	सन्निपातजव्रणशोफः
sannipātajayonikandaḥ	ITA-5.69.10	सन्निपातजयोनिकन्दः
sannipātajonmādaḥ	ITA-5.28.5	सन्निपातजोन्मादः
sannipātamūtrakṛcchram	ITA-5.39.5	सन्निपातमूत्रकृच्छ्रम्
sannipātika-asṛgdaraḥ	ITA-5.68.5	सन्निपातिक-असृग्दरः
sānnipātika-dantanāḍī	ITA-5.63.26	सान्निपातिक-दन्तनाडी
sānnipātika-liṅganāśaḥ	ITA-5.66.35	सान्निपातिक-लिङ्गनाशः
sānnipātikakarṇaśūlam	ITA-5.64.20	सान्निपातिककर्णशूलम्

Sanskrit term in IAST*	Term ID	Sanskrit term
sānnipātikaraktaduṣṭiḥ	ITA-5.3.11	सान्निपातिकरक्तदुष्टिः
sannipātikaraktapittam	ITA-5.16.5	सन्निपातिकरक्तपित्तम्
sānnipātikaśūlaḥ	ITA-5.34.5	सान्निपातिकशूलः
sanniruddhagudaḥ	ITA-5.62.38	सन्निरुद्धगुदः
sanniyogaḥ	ITA-1.6.17	सन्नियोगः
santarpaṇam	ITA-9.1.40	सन्तर्पणम्
santataviṣamajvaraḥ	ITA-5.6.16	सन्ततविषमज्वरः
sānubādhanam	ITA-9.1.32	सानुबाधनम्
sapakṣaḥ	ITA-1.8.2.23	सपक्षः
sapiṇḍikaḥ	ITA-8.3.9	सपिण्डिकः
saptamamāsa-garbhaḥ	ITA-2.9.1.12	सप्तममासगर्भः
sāra-viṣaḥ	ITA-5.72.9	सार-विषः
saraḥ	ITA-1.9.4.2.19	सरः
sāraḥ	ITA-2.8.1.1	सारः
śarārimukhaśastram	ITA-9.6.53	शरारिमुखशस्त्रम्
sārasam	ITA-8.2.47	सारसम्
śarāvaḥ	ITA-7.1.4.12	शरावः
śarāvaḥ	ITA-7.2.1.2	शरावः
śarāvikā-pramehapiḍakā	ITA-5.41.1.2	शराविका-प्रमेहपिडका
śārīra-guṇāḥ	ITA-1.9.4.2.1	शारीर-गुणाः

Sanskrit term in IAST*	Term ID	Sanskrit term
śarīra-sampat	ITA-3.1.4	शरीरसम्पत्
śarīra-vṛddhikara-bhāvaḥ	ITA-3.1.3	शरीरवृद्धिकरभावः
śarīrādhiṣṭānaṃ	ITA-4.8.39	शरीराधिष्टानम्
śarīraḥ	ITA-3.1.2	शरीरः
śārīraḥ	ITA-3.1.1	शारीरः
śarīramadhyam	ITA.3.11.1	शरीरमध्यम्
śarīrārdham	ITA-3.1.18	शरीरार्धम्
śārīraśalyam	ITA-9.6.196	शारीरशल्यम्
śarīrāvayavaḥ	ITA-3.1.9	शरीरावयवः
śārīrikadoṣa	ITA-2.1.2	शारीरिकदोष
śārīrikahetuḥ	ITA-4.4.7	शारीरिकहेतुः
sarjikākṣāraḥ	ITA-7.2.10.3	सर्जिकाक्षारः
sarjikṣāraḥ	ITA-7.2.10.3	सर्जिक्षारः
śarkarā-aśmarī	ITA-5.39.8	शर्करा-अश्मरी
śarkarājamūtrakṛcchram	ITA-5.39.8	शर्कराजमूत्रकृच्छ्रम्
śarkarārbudaḥ	ITA-5.62.21	शर्करार्बुदः
Śārṅgadharasaṃhita	ITA-1.10.2	शाङ्गधरसंहिता
sarpakāyaḥ	ITA-2.8.21	सर्पकायः
sarpiḥ (vraṇacikitsā)	ITA-9.6.148	सर्पिः (व्रणचिकित्सा)
sarṣapikā	ITA-5.58.16	सर्षपिका

Sanskrit term in IAST*	Term ID	Sanskrit term
sarṣapikā-pramehapiḍakā	ITA-5.41.1.7	सर्षपिका-प्रमेहपिडका
sarva-sāraḥ	ITA-2.8.1.10	सर्वसारः
sarvāṅgābhihataḥ	ITA-5.73.36	सर्वाङ्गाभिहतः
sarvāṅgaḥ	ITA-3.1.7	सर्वाङ्गः
sarvāṅgarogaḥ	ITA-5.2.1.32	सर्वाङ्गरोगः
sarvāṅgavātaḥ	ITA-5.2.1.32	सर्वाङ्गवातः
sarvasaramukharogaḥ	ITA-5.63.70	सर्वसरमुखरोगः
sarvopaghātaśamanīya-rasāyanam	ITA-9.8.18	सर्वोपघातशमनीयरसायनम्
saśalyavraṇaḥ	ITA-5.54.13	सशल्यव्रणः
śaṣkulī	ITA-3.2.3.13	शष्कुली
śaṣkuliḥ	ITA-8.3.33	शष्कुलिः
saśophapākaḥ	ITA-5.66.12	सशोफपाकः
ṣaṣṭamamāsa-garbhaḥ	ITA-2.9.1.11	षष्ठमासगर्भः
śastradaṇḍahate nasya vyāpadaḥ	ITA-5.76.148	शस्त्रदण्डहते नस्य व्यापदः
śastradhārā	ITA-9.6.87	शस्त्रधारा
śastradoṣaḥ	ITA-9.6.82	शस्त्रदोषः
śāstraguṇāḥ	ITA-1.5.9	शास्त्रगुणाः
śastrakarma-apacāraḥ	ITA-5.76.200	शस्त्रकर्म-अपचारः
śastrakarmayogya-vaidyalakṣaṇa	ITA-9.6.2	शस्त्रकर्मयोग्यवैद्यलक्षणः

Sanskrit term in IAST*	Term ID	Sanskrit term
śastrakṛtarogaḥ	ITA-4.2.23	शस्त्रकृतरोगः
śastram	ITA-9.6.41	शस्त्रम्
śāstram	ITA-1.5.1	शास्त्रम्
śastrapāyanā	ITA-9.6.83	शस्त्रपायना
śastrasādhya	ITA-4.8.40	शस्त्रसाध्य
śastrasampat	ITA-9.6.81	शस्त्रसम्पत्
śastravibhramaḥ	ITA-5.76.201	शस्त्रविभ्रमः
śastravisrāvaṇam	ITA-9.6.98	शस्त्रविस्रावणम्
saśūlakaḥ	ITA-5.13.6	सशूलकः
sasyakaḥ	ITA-7.2.2.7	सस्यकः
ṣaṭ-yantraprakāraḥ	ITA-9.6.7	षट्-यन्त्रप्रकारः
śataghnī	ITA-5.63.63	शतघ्नी
śatapadī-daṣṭaḥ	ITA-5.72.31	शतपदी-दष्टः
śataponakabhagandaraḥ	ITA-5.56.1.3	शतपोनकभगन्दरः
śataponakaḥ	ITA-5.58.14	शतपोनकः
śatārukuṣṭhaḥ	ITA-5.59.18	शतारुकुष्ठः
satataviṣamajvaraḥ	ITA-5.6.15	सततविषमज्वरः
ṣaṭkriyākālaḥ	ITA-4.6.6	षट्क्रियाकालः
sātmyam	ITA-10.2.7	सात्म्यम्
ṣaṭpadārthāḥ	ITA-1.9.1	षट्-पदार्थाः

Sanskrit term in IAST*	Term ID	Sanskrit term
sattva-sāraḥ	ITA-2.8.1.9	सत्त्वसारः
sattvakāyaḥ	ITA-2.8.11	सत्त्वकायः
sattvam	ITA-1.9.4.3	सत्त्वम्
satvāvajayacikitsā	ITA-9.3.1	सत्वावजयचिकित्सा
satyabuddhiḥ	ITA-1.9.3.2.26	सत्यबुद्धिः
saugandhikaḥ	ITA-5.13.5	सौगन्धिकः
saumyadhātukṣayajaklaibyam	ITA-9.9.48	सौम्यधातुक्षयजक्लैब्यम्
saumyarasaḥ	ITA-6.2.1.16	सौम्यरसः
saumyarogaḥ	ITA-4.2.9	सौम्यरोगः
saurasaḥ	ITA-5.13.7	सौरसः
śauryam	ITA-2.1.2.12	शौर्यम्
śauṣiraḥ	ITA-5.63.14	शौषिरः
sausūlakaḥ	ITA-5.13.6	सौसूलकः
sausurādaḥ	ITA-5.13.6	सौसुरादः
sauvarcalalavaṇam	ITA-7.2.9.6	सौवर्चललवणम्
savarṇakaraṇam (vraṇacikitsā)	ITA-9.6.161	सवर्णकरणम् (व्रणचिकित्सा)
sāvaśeṣauṣadhavyāpat	ITA-5.76.83	सावशेषौषधव्यापत्
savikalpakam	ITA-1.8.1.4	सविकल्पकम्
saviṣa-jalaukādaṣṭaḥ	ITA-5.72.26	सविष-जलौकादष्टः
saviṣa-matsyadaṣṭaḥ	ITA-5.72.27	सविष-मत्स्यदष्टः

Sanskrit term in IAST*	Term ID	Sanskrit term
savraṇaśukraḥ	ITA-5.66.21	सव्रणशुक्रः
sekaḥ	ITA-9.5.19	सेकः
sendriyaḥ	ITA-1.9.3.7.2	सेन्द्रियः
śephaḥ	ITA-3.6.8	शेफः
śephasevanī	ITA-3.6.14	शेफसेवनी
sevanī	ITA-3.13.63	सेवनी
sevanī-chedaḥ	ITA-5.73.12	सेवनी-छेदः
shukravahasrotoduṣṭiḥ	ITA-5.5.11	शुक्रवहस्रोतोदुष्टिः
siddhabastiḥ	ITA-9.2.81	सिद्धबस्तिः
siddhāntaḥ	ITA-1.7.1	सिद्धान्तः
sidhmaḥ	ITA-5.59.7	सिध्मः
śīghraśukramuñcanam	ITA-9.9.19	शीघ्रशुक्रमुञ्चनम्
sikatāmehaḥ	ITA-5.41.11	सिकतामेहः
śilājatu	ITA-7.2.2.6	शिलाजतु
sīmantaḥ	ITA-3.13.65	सीमन्तः
sīmantaḥ (marma)	ITA-3.16.30	सीमन्तः (मर्म)
śimbīdhānyavargaḥ	ITA-8.2.3	शिम्बीधान्यवर्गः
śiṇḍākī	ITA-8.3.43	शिण्डाकी
Sirā	ITA-3.14.1	सिरा
sirāgata-śalyaḥ	ITA-5.73.5	सिरागत-शल्यः

Sanskrit term in IAST*	Term ID	Sanskrit term
sirāgatavātaḥ	ITA-5.2.1.23	सिरागतवातः
sirāgrahaḥ	ITA-5.2.1.37	सिराग्रहः
sirāgranthiḥ	ITA-4.8.8	सिराग्रन्थिः
śiraḥ	ITA-3.2.2	शिरः
śiraḥkapālam	ITA-3.13.10	शिरःकपालम्
śiraḥpicuḥ	ITA-9.2.15	शिरःपिचुः
śiraḥsekaḥ	ITA-9.2.14	शिरःसेकः
śiraḥśūlaḥ vamanasya vyāpadaḥ	ITA-5.76.39	शिरःशूलःवमनस्य व्यापदः
śiraḥśūlam	ITA-5.67.1	शिरःशूलम्
sirājagranthiḥ	ITA-5.49.6	सिराजग्रन्थिः
sirājālaḥ	ITA-5.66.55	सिराजालः
sirājālam	ITA-3.13.68	सिराजालम्
sirājapiḍakā	ITA-5.66.56	सिराजपिडका
Sirāmarma	ITA-3.16.13	सिरामर्म
sirāpraharṣaḥ	ITA-5.66.20	सिराप्रहर्षः
śirastailam	ITA-9.2.13	शिरस्तैलम्
śirastāpaḥ	ITA-5.67.1	शिरस्तापः
sirāvedhaḥ	ITA-9.6.100	सिरावेधः
sirāviddhaḥ	ITA-5.73.20	सिराविद्धः
śiro-artibastivyāpat	ITA-5.76.94	शिरो-अर्तिबस्तिव्यापत्

Sanskrit term in IAST*	Term ID	Sanskrit term
śirobastiḥ	ITA-9.2.16	शिरोबस्तिः
śirobhighātaḥ	ITA-5.73.38	शिरोभिघातः
śirobhitāpaḥ	ITA-5.67.1	शिरोभितापः
śirobhyaṅgaḥ	ITA-9.2.17	शिरोऽभ्यङ्गः
śirogatasnehaḥ	ITA.3.11.3	शिरोगतस्नेहः
Śiromarma	ITA-3.16.11	शिरोमर्म
śiropicu	ITA-9.4.17	शिरोपिचुः
śirorogacikitsā	ITA-9.5.65	शिरोरोगचिकित्सा
śirorogaḥ	ITA-5.67.1	शिरोरोगः
sirotpātaḥ	ITA-5.66.19	सिरोत्पातः
śirotpātaḥ	ITA-5.66.19	शिरोत्पातः
śirovirecanam	ITA-9.2.88	शिरोविरेचनम्
śirovirecanam (vraṇacikitsā)	ITA-9.6.172	शिरोविरेचनम् (व्रणचिकित्सा)
śirovirecanamithyāyogaḥ	ITA-5.76.141	शिरोविरेचनमिथ्यायोगः
śirovirecananasya-atiyogaḥ	ITA-5.76.159	शिरोविरेचननस्य-अतियोगः
śirovirecananasya-ayogaḥ	ITA-5.76.158	शिरोविरेचननस्य-अयोगः
śirovirecananasya-hīnayogaḥ	ITA-5.76.158	शिरोविरेचननस्य-हीनयोगः
śiśu	ITA-9.4.5	शिशुः
śītābhihataḥ	ITA-5.73.41	शीताभिहतः
śītādaḥ	ITA-5.63.11	शीतादः

Sanskrit term in IAST*	Term ID	Sanskrit term
śītaḥ	ITA-1.9.4.2.6	शीतः
śītaḥ	ITA-7.1.9	शीतः
śītakaṣāya	ITA-7.1.9	शीतकषायः
śītamehaḥ	ITA-5.41.9	शीतमेहः
śītāpanayanam	ITA-6.2.6.64	शीतापनयनम्
śītapittam	ITA-5.59.22	शीतपित्तम्
śītapraśamanam	ITA-6.2.6.64	शीतप्रशमनम्
śītapūtanāgrahaḥ	ITA-5.71.14	शीतपूतनाग्रहः
śītodaka (mukhapariṣekaḥ)	ITA-9.4.15	शीतोदक (मुखपरिषेकः)
sīvanabhedaḥ	ITA-9.6.72	सीवनभेदः
sīvanakarma	ITA-9.6.139	सीवनकर्म
sīvanam	ITA-9.6.71	सीवनम्
Sīvanī	ITA-3.13.63	सीवनी
skandagraha	ITA-5.71.8	स्कन्दग्रहः
skandanam	ITA-9.6.108	स्कन्दनम्
skandāpasmāraḥ	ITA-5.71.9	स्कन्दापस्मारः
skandhaḥ	ITA-3.3.6	स्कन्धः
ślaiṣmika-asṛgdaraḥ	ITA-5.68.4	श्लैष्मिक-असृग्दरः
ślaiṣmika-liṅganāśaḥ	ITA-5.66.33	श्लैष्मिक-लिङ्गनाशः
ślaiṣmikaraktaduṣṭiḥ	ITA-5.3.10	श्लैष्मिकरक्तदुष्टिः

Sanskrit term in IAST*	Term ID	Sanskrit term
ślakṣṇaḥ	ITA-1.9.4.2.10	श्लक्ष्णः
śleṣaka-kaphaḥ	ITA-2.1.3.6	श्लेषककफः
śleṣmā	ITA-2.1.3.1	श्लेष्मा
śleṣmā-srāvaḥ	ITA-5.66.62	श्लेष्मा-स्रावः
śleṣmabhuvaḥ	ITA-3.3.16	श्लेष्मभुवः
śleṣmadharākalā	ITA-3.12.5	श्लेष्मधराकला
śleṣmajabhagandaraḥ	ITA-5.56.1.5	श्लेष्मजभगन्दरः
śleṣmajavraṇaḥ	ITA-5.54.5	श्लेष्मजव्रणः
śleṣmapittam	ITA-5.33.5	श्लेष्मपित्तम्
śleṣmāśayaḥ	ITA.3.11.43	श्लेष्माशयः
ślīpadaḥ	ITA-5.51.1	श्लीपदः
smaramandiram	ITA-3.6.3	स्मरमन्दिरम्
smarātapatram	ITA-3.6.4	स्मरातपत्रम्
śmaśru	ITA-2.4.13	श्मश्रु
smṛtiḥ	ITA-1.9.3.3.16	स्मृतिः
smṛtivardhakaḥ	ITA-9.8.19	स्मृतिवर्धकः
snaihikadhūmapānam	ITA-9.5.73	स्नैहिकधूमपानम्
snaihikakavalaḥ	ITA-9.5.87	स्नैहिककवलः
snāna-vaiṣamyam	ITA-5.75.6	स्नान-वैषम्यम्

Sanskrit term in IAST*	Term ID	Sanskrit term
snātaśirasaḥ nasya vyāpadaḥ	ITA-5.76.144	स्नातशिरसः नस्य व्यापदः
snāyugata-śalyaḥ	ITA-5.73.6	स्नायुगत-शल्यः
snāyugatavātaḥ	ITA-5.2.1.22	स्नायुगतवातः
snāyuḥ	ITA-3.13.55	स्नायुः
snāyujālam	ITA-3.13.69	स्नायुजालम्
Snāyumarma	ITA-3.16.14	स्नायुमर्म
snāyupratānaḥ	ITA-3.13.56	स्नायुप्रतानः
snāyuviddhaḥ	ITA-5.73.21	स्नायुविद्धः
snāyvarma	ITA-5.66.51	स्नाय्वर्म
sneha aśanāvṛtam sneha basti vyāpad	ITA-5.76.129	स्नेहं अशनावृतं स्नेह बस्ति व्यापद्
sneha basti vyāpad	ITA-5.76.116	स्नेहबस्ति व्यापद्
sneha pittāvṛtam sneha basti vyāpad	ITA-5.76.127	स्नेहं पित्तावृतं स्नेह बस्ति व्यापद्
sneha śleśmāvṛtam sneha basti vyāpad	ITA-5.76.128	स्नेहं श्लेष्मावृतं स्नेह बस्ति व्यापद्
sneha vātāvṛtam sneha basti vyāpad	ITA-5.76.126	स्नेहं वातावृतं स्नेह बस्ति व्यापद्
sneha viḍāvṛtam sneha basti vyāpad	ITA-5.76.130	स्नेहं विडावृतं स्नेह बस्ति व्यापद्
snehabastiḥ	ITA-9.2.73	स्नेहबस्तिः
snehakarma	ITA-9.2.10	स्नेहकर्म
snehana	ITA-9.2.10	स्नेहन

Sanskrit term in IAST*	Term ID	Sanskrit term
snehana-apacāraḥ	ITA-5.76.2	स्नेहन-अपचारः
snehana-āścyotanam	ITA-9.5.24	स्नेहन-आश्च्योतनम्
snehana-atiyogaḥ	ITA-5.76.4	स्नेहन-अतियोगः
snehana-ayogaḥ	ITA-5.76.3	स्नेहन-अयोगः
snehana-vyāpadaḥ	ITA-5.76.5	स्नेहन-व्यापदः
snehanakarma	ITA-9.1.44	स्नेहनकर्म
snehanam	ITA-9.1.44	स्नेहनम्
snehanamithyāyogaḥ	ITA-5.76.5	स्नेहनमिथ्यायोगः
snehananasya-atiyogaḥ	ITA-5.76.157	स्नेहननस्य-अतियोगः
snehananasya-ayogaḥ	ITA-5.76.156	स्नेहननस्य-अयोगः
snehananasyahīnayogaḥ	ITA-5.76.156	स्नेहननस्यहीनयोगः
snehanapuṭapākaḥ	ITA-9.5.16	स्नेहनपुटपाकः
snehanasekaḥ	ITA-9.5.20	स्नेहनसेकः
snehapāna	ITA-9.2.5	स्नेहपान
snehapānakarma (vraṇacikitsā)	ITA-9.6.129	स्नेहपानकर्म (व्रणचिकित्सा)
snehavastiatiyoga	ITA-5.76.117	स्नेहवस्तिअतियोग
snehavastiayoga	ITA-5.76.118	स्नेहवस्तिअयोग
snehavibhramam	ITA-5.76.5	स्नेहविभ्रमम्
snigdhagaṇḍūṣaḥ	ITA-9.5.82	स्निग्धगण्डूषः
snigdhaḥ	ITA-1.9.4.2.8	स्निग्धः

Sanskrit term in IAST*	Term ID	Sanskrit term
śodhana cikitsa	ITA-9.2.1	शोधन चिकित्सा
śodhanadhūmapānam	ITA-9.5.76	शोधनधूमपानम्
śodhanagaṇḍūṣaḥ	ITA-9.5.84	शोधनगण्डूषः
śodhanakarma	ITA-9.2.1	शोधनकर्म
śodhanakarma (vraṇacikitsā)	ITA-9.6.116	शोधनकर्म (व्रणचिकित्सा)
śodhanakavalaḥ	ITA-9.5.89	शोधनकवलः
śodhanam	ITA-7.2.1.3	शोधनम्
śokaḥ	ITA-1.9.3.3.30	शोकः
śokajanyarājayakṣmā	ITA-5.17.6	शोकजन्यराजयक्ष्मा
śokajonmādaḥ	ITA-5.28.6	शोकजोन्मादः
śoṇitajakṛmiḥ	ITA-5.13.7	शोणितजकृमिः
śoṇitam	ITA-2.2.5	शोणितम्
śoṇitam	ITA-2.3.3	शोणितम्
śoṇitārbudaḥ	ITA-5.58.15	शोणितार्बुदः
śoṇitārśaḥ	ITA-5.66.87	शोणितार्शः
śoṇitasthānam	ITA.3.11.44	शोणितस्थानम्
śoṇitāsthāpanakarma	ITA-9.6.142	शोणितास्थापनकर्म
śophaḥ	ITA-5.44.1	शोफः
śothaghnaḥ	ITA-6.2.6.67	शोथघ्नः
śothaḥ	ITA-5.44.1	शोथः

Sanskrit term in IAST*	Term ID	Sanskrit term
śothaharaḥ	ITA-6.2.6.67	शोथहरः
sparśaḥ	ITA-1.9.4.1.5	स्पर्शः
sparśahāniḥ	ITA-5.58.18	स्पर्शहानिः
sparśana	ITA-4.7.2	स्पर्शन
sparśanendriyam	ITA-3.10.9	स्पर्शनेन्द्रियम्
sparśavahādhamanī	ITA-3.15.3	स्पर्शवहाधमनी
sphaṭikā	ITA-7.2.3.5	स्फटिका
sphaṭikaḥ	ITA-7.2.7.7	स्फटिकः
sphik	ITA-3.7.21	स्फिक्
sphuṭita-bhagnaḥ	ITA-5.55.8	स्फुटित-भग्नः
śrāmārtamattamūrcchitānām nasya vyāpadaḥ	ITA-5.76.147	श्रामार्तमत्तमूर्च्छितानां नस्य व्यापदः
śramaśvāsavegarodhaḥ	ITA-5.75.18	श्रमश्वासवेगरोधः
sraṃsana-karma	ITA-6.2.6.12	स्रंसन-कर्म
śrāntapipāsitakṣudhiteṣu vamanasya vyāpadaḥ	ITA-5.76.27	श्रान्तपिपासितक्षुधितेषु वमनस्य व्यापदः
srāvaḥ	ITA-5.66.60	स्रावः
śravaṇam	ITA-3.2.3.1	श्रवणम्
śravaṇasrotas	ITA-3.2.3.2	श्रवणस्रोतस्
sṛkkaṇī	ITA-3.2.4.9	सृक्कणी
śroṇiḥ	ITA-3.7.22	श्रोणिः

Sanskrit term in IAST*	Term ID	Sanskrit term
śroṇīkāṇḍam	ITA-3.13.23	श्रोणिकाण्डम्
śroṇikāṇḍāsthi	ITA-3.13.23	श्रोणिकाण्डास्थि
śroṇīkarṇaḥ	ITA-3.13.24	श्रोणीकर्णः
śroṇīpradeśaḥ	ITA-3.7.23	श्रोणीप्रदेशः
srotaḥ	ITA-2.5.1	स्रोतः
srotoduṣṭihetuḥ	ITA-4.8.3	स्रोतोदुष्टिहेतुः
srotoduṣṭiprakāraḥ	ITA-4.8.4	स्रोतोदुष्टिप्रकारः
srotoñjana	ITA-9.5.37	स्रोतोऽञ्जन
srotorodhaḥ	ITA-4.8.1	स्रोतोरोधः
srotovaiguṇyam	ITA-4.8.2	स्रोतोवैगुण्यम्
srotovaiṣamyam	ITA-5.5.1	स्रोतोवैषम्यम्
srotoviddhaḥ	ITA-5.73.23	स्रोतोविद्धः
śrotrādīndriyagatavātaḥ	ITA-5.2.1.14	श्रोत्रादीन्द्रियगतवातः
śrotram	ITA-3.2.3.1	श्रोत्रम्
śrotrendriyam	ITA-3.10.5	श्रोत्रेन्द्रियम्
śṛṅgāṭakam (marma)	ITA-3.16.24	शृङ्गाटकम् (मर्म)
śṛṅgāvacaraṇam	ITA-9.6.102	शृङ्गावचरणम्
śṛtaḥ	ITA-7.1.4	शृतः
srutivṛddhikaram	ITA-9.9.5	स्रुतिवृद्धिकरम्
stambhaḥ-vamanavyāpat	ITA-5.76.48	स्तम्भः-वमनव्यापत्

Sanskrit term in IAST*	Term ID	Sanskrit term
stambhana-apacāraḥ	ITA-5.76.11	स्तम्भन-अपचारः
stambhana-atiyogaḥ	ITA-5.76.12	स्तम्भन-अतियोगः
stambhanakarma	ITA-9.1.45	स्तम्भनकर्म
stambhanam	ITA-6.2.6.19	स्तम्भनम्
stambhanam	ITA-9.1.45	स्तम्भनम्
stambhavirecanavyāpat	ITA-5.76.79	स्तम्भविरेचनव्यापत्
stanaḥ	ITA-3.4.5	स्तनः
stanamūlam (marma)	ITA-3.16.26	स्तनमूलम् (मर्म)
stanapiṇḍaḥ	ITA-3.4.5	स्तनपिण्डः
stanarohitam (marma)	ITA-3.16.27	स्तनरोहितम् (मर्म)
stanyajananam	ITA-6.2.6.27	स्तन्यजननम्
stanyakṛt	ITA-6.2.6.27	स्तन्यकृत्
stanyakṣayaḥ	ITA-5.3.31	स्तन्यक्षयः
stanyam	ITA-2.3.2	स्तन्यम्
stanyāpanayanam	ITA-9.4.47	स्तन्यापनयनम्
stanyaśodhanam	ITA-6.2.6.28	स्तन्यशोधनम्
stanyavaiṣamyam	ITA-5.3.30	स्तन्यवैषम्यम्
stanyavṛddhiḥ	ITA-5.3.32	स्तन्यवृद्धिः
sthagikābandhaḥ	ITA-9.6.187	स्थगिकाबन्धः
sthairyakaraḥ	ITA-6.2.6.74	स्थैर्यकरः

Sanskrit term in IAST*	Term ID	Sanskrit term
sthālakam	ITA-3.13.20	स्थालकम्
sthālakārbudam	ITA-3.13.21	स्थालकार्बुदम्
sthālīpākaḥ	ITA-7.2.1.12	स्थालीपाकः
sthānāntaragatadoṣaḥ	ITA-4.8.13	स्थानान्तरगतदोषः
sthānasamśrayaḥ	ITA-4.6.10	स्थानसंश्रयः
sthānikadoṣaḥ	ITA-4.8.14	स्थानिकदोषः
sthāpanā	ITA-1.7.28	स्थापना
sthapanī (marma)	ITA-3.16.38	स्थपनी (मर्म)
sthāvaraḥ	ITA-1.9.3.7.3	स्थावरः
sthāvaraviṣa-adhiṣṭhānam	ITA-9.7.10	स्थावरविष-अधिष्ठानम्
sthāvaraviṣaḥ	ITA-5.72.2	स्थावरविषः
sthiraḥ	ITA-1.9.4.2.18	स्थिरः
sthirasandhiḥ	ITA-3.13.37	स्थिरसन्धिः
sthūlaḥ	ITA-1.9.4.2.17	स्थूलः
sthūlāntram	ITA.3.11.37	स्थूलान्त्रम्
sthūlāsthi	ITA-3.13.4	स्थूलास्थि
strībījam	ITA-2.2.22	स्त्रीबीजम्
strīroga	ITA-1.4.11	स्त्रीरोग
subhaga-virecanavyāpat	ITA-5.76.55	सुभग-विरेचनव्यापत्

Sanskrit term in IAST*	Term ID	Sanskrit term
sūcīśastram	ITA-9.6.50	सूचीशस्त्रम्
śuddhavraṇaḥ	ITA-5.54.8	शुद्धव्रणः
śuddhiḥ	ITA-9.2.105	शुद्धिः
śuddhodakam	ITA-7.1.1.7	शुद्धोदकम्
sudhāvargaḥ	ITA-7.2.8.1	सुधावर्गः
śūkadhānyavargaḥ	ITA-8.2.2	शूकधान्यवर्गः
śūkarogaḥ	ITA-5.58.1	शूकरोगः
sukham	ITA-1.9.4.3.3	सुखम्
sukhasādhyarogaḥ	ITA-4.2.39	सुखसाध्यरोगः
sukhāyuḥ	ITA-1.2.4	सुखायुः
śukla-kṛṣṇa-sandhiḥ	ITA-3.2.1.12	शुक्लकृष्णसन्धिः
śuklamaṇḍalam	ITA-3.2.1.29	शुक्लमण्डलम्
śuklamehaḥ	ITA-5.41.7	शुक्लमेहः
śuklārma	ITA-5.66.48	शुक्लार्म
śuklavargaḥ	ITA-7.2.8.1	शुक्लवर्गः
śukra-sāraḥ	ITA-2.8.1.8	शुक्रसारः
śukrābhighātaja-udāvartaḥ	ITA-5.35.5	शुक्राभिघातज-उदावर्तः
śukradharākalā	ITA-3.12.8	शुक्रधराकला
śukradhātugatajvaraḥ	ITA-5.6.34	शुक्रधातुगतज्वरः
śukradhātuḥ	ITA-2.2.18	शुक्रधातुः

Sanskrit term in IAST*	Term ID	Sanskrit term
śukradhātvagniḥ	ITA-2.6.6	शुक्रधात्वग्निः
śukradhātvagniḥ	ITA-2.6.18	शुक्रधात्वग्निः
śukragatamasūrikā	ITA-5.61.21	शुक्रगतमसूरिका
śukragatavātaḥ	ITA-5.2.1.21	शुक्रगतवातः
śukragatavātaḥ	ITA-9.9.49	शुक्रगतवातः
śukraghnam	ITA-6.2.6.23	शुक्रघ्नम्
śukraharaḥ	ITA-6.2.6.23	शुक्रहरः
śukrajananam	ITA-6.2.6.20	शुक्रजननम्
śukrajananam	ITA-9.9.6	शुक्रजननम्
śukrajananam	ITA-9.9.50	शुक्रजननम्
śukrajanyamūtrakṛcchram	ITA-5.39.9	शुक्रजन्यमूत्रकृच्छ्रम्
śukrakṣayaḥ	ITA-5.3.25	शुक्रक्षयः
śukrakṣayajanya-klaibyam	ITA-9.9.32	शुक्रक्षयजन्य-क्लैब्यम्
śukrakṣayajanyaklaibyam	ITA-9.9.48	शुक्रक्षयजन्यक्लैब्यम्
śukralaḥ	ITA-6.2.6.21	शुक्रलः
śukralaḥ	ITA-9.9.52	शुक्रलः
śukramehaḥ	ITA-5.41.8	शुक्रमेहः
śukraprasādanam	ITA-9.9.51	शुक्रप्रसादनम्
śukrāpyāyanam	ITA-9.9.55	शुक्राप्यायनम्
śukrasamvāhakaḥ	ITA-9.9.54	शुक्रसंवाहकः

Sanskrit term in IAST*	Term ID	Sanskrit term
śukrāśmarī	ITA-5.40.6	शुक्राश्मरी
śukraśodhanam	ITA-6.2.6.22	शुक्रशोधनम्
śukraśodhanam	ITA-9.9.7	शुक्रशोधनम्
śukraśodhanam	ITA-9.9.53	शुक्रशोधनम्
śukrasrutikaram	ITA-9.9.3	शुक्रस्रुतिकरम्
śukrastambhanimittajaklaibyam	ITA-9.9.47	शुक्रस्तम्भनिमित्तजक्लैब्यम्
śukravahasrotas	ITA-2.5.17	शुक्रवहस्रोतः
śukravahasrotoviddhaḥ	ITA-5.73.32	शुक्रवहस्रोतोविद्धः
śukravaiṣamyam	ITA-5.3.24	शुक्रवैषम्यम्
śukravegarodhaḥ	ITA-5.75.19	शुक्रवेगरोधः
śukravikṛtiḥ	ITA-9.9.46	शुक्रविकृतिः
śukravivardhanam	ITA-9.9.4	शुक्रविवर्धनम्
śukravṛddhiḥ	ITA-5.3.26	शुक्रवृद्धिः
śukropacayaḥ	ITA-9.9.57	शुक्रोपचयः
śukrotpādakaḥ	ITA-9.9.56	शुक्रोत्पादकः
sūkṣmaḥ	ITA-1.9.4.2.16	सूक्ष्मः
sūkṣmaśarīram	ITA-1.9.3.2.8	सूक्ष्मशरीरम्
śuktam	ITA-8.3.42	शुक्तम्
śuktiḥ	ITA-5.66.52	शुक्तिः
śuktiḥ	ITA-7.1.4.8	शुक्तिः

Sanskrit term in IAST*	Term ID	Sanskrit term
śuktiḥ	ITA-7.2.8.4	शुक्तिः
sukumāra vamanasya vyāpadaḥ	ITA-5.76.30	सुकुमार वमनस्य व्यापदः
sukumāra-virecanavyāpat	ITA-5.76.56	सुकुमार-विरेचनव्यापत्
śūlaḥ	ITA-5.34.1	शूलः
śūlapraśamanam	ITA-6.2.6.65	शूलप्रशमनम्
sūpyam	ITA-8.2.8	सूप्यम्
surā	ITA-7.1.1.4	सुरा
surāmehaḥ	ITA-5.41.13	सुरामेहः
śūrpaḥ	ITA-7.1.4.16	शूर्पः
sūryacandradarśanasaṁskāraḥ	ITA-9.4.28	सूर्यचन्द्रदर्शनसंस्कारः
sūryakāntaḥ	ITA-7.2.7.2	सूर्यकान्तः
sūryakṣāraḥ	ITA-7.2.10.2	सूर्यक्षारः
sūryāvartaḥ	ITA-5.67.10	सूर्यावर्तः
suṣirā-snāyuḥ	ITA-3.13.60	सुषिरस्नायुः
suṣiram	ITA-3.1.11	सुशिरम्
śuṣkākṣipākaḥ	ITA-5.66.16	शुष्काक्षिपाकः
śuṣkārśaḥ	ITA-5.66.75	शुष्कार्शः
Suśrutasaṃhita	ITA-1.10.1	सुश्रुतसंहिता
sūtikā	ITA-2.9.1.17	सूतिका
sūtikārogaḥ	ITA-5.70.9	सूतिकारोगः

Sanskrit term in IAST*	Term ID	Sanskrit term
sūtram	ITA-1.5.1	सूत्रम्
sūtram	ITA-1.5.2	सूत्रम्
suvarṇaprāśanam	ITA-9.4.45	सुवर्णप्राशनम्
svabhāvabalapravṛttarogaḥ	ITA-4.2.34	स्वभावबलप्रवृत्तरोगः
svabhāvaḥ	ITA-9.6.204	स्वभावः
svabhāvavyādhipratiṣedhī-yarasāyanam	ITA-9.8.8	स्वभावव्याधिप्रतिषेधीय-रसायनम्
svāduḥ	ITA-6.2.1.2	स्वादुः
svāṅgaśītam	ITA-7.2.1.20	स्वाङ्गशीतम्
svapnajananam	ITA-6.2.6.75	स्वप्नजननम्
svapnakālaḥ	ITA-6.2.7.11	स्वप्नकालः
svapnam	ITA-10.2.11	स्वप्नम्
svarabhedaḥ	ITA-5.21.1	स्वरभेदः
svaraghnam	ITA-5.63.67	स्वरघ्नम्
svarasaḥ	ITA-7.1.6	स्वरसः
svarjikṣāraḥ	ITA-7.2.10.3	स्वर्जिक्षारः
svarṇam	ITA-7.2.5.2	स्वर्णम्
svarṇamākṣikam	ITA-7.2.2.4	स्वर्णमाक्षिकम्
svārthānumānam	ITA-1.8.2.18	स्वार्थानुमानम्
svarūpam	ITA-1.9.3.3.2	स्वरूपम्
svaryam	ITA-6.2.6.32	स्वर्यम्

Sanskrit term in IAST*	Term ID	Sanskrit term
śvāsaḥ	ITA-5.20.1	श्वासः
śvāsaharaḥ	ITA-6.2.6.70	श्वासहरः
śvasanā	ITA-3.2.4.37	श्वसना
svasañjñā	ITA-1.6.35	स्वसञ्ज्ञा
śvāsavahānāḍī	ITA-3.2.4.37	श्वासवहानाडी
svasthaḥ	ITA-10.1.1	स्वस्थः
svasthasyorjaskaram	ITA-9.1.34	स्वस्थस्योर्जस्करम्
svasthavṛttaḥ	ITA-10.1.3	स्वस्थवृत्तः
svasthavṛttahitam	ITA-6.2.6.4	स्वस्थवृत्तहितम्
svāsthyam	ITA-10.1.2	स्वास्थ्यम्
svastikabandhaḥ	ITA-9.6.183	स्वस्तिकबन्धः
svastikayantram	ITA-9.6.8	स्वस्तिकयन्त्रम्
svastyayanam	ITA-9.1.24	स्वस्त्ययनम्
svatantra	ITA-1.9.3.2.23	स्वतन्त्र
svatantra	ITA-4.8.41	स्वतन्त्र
śvayathughnaḥ	ITA-6.2.6.67	श्वयथुघ्नः
śvayathuḥ	ITA-5.44.1	श्वयथुः
śvayathuharaḥ	ITA-6.2.6.67	श्वयथुहरः
svedaḥ	ITA-2.4.5	स्वेदः

Sanskrit term in IAST*	Term ID	Sanskrit term
svedajaḥ	ITA-1.9.3.7.14	स्वेदजः
svedajananam	ITA-6.2.6.76	स्वेदजननम्
svedakṣayaḥ	ITA-5.4.10	स्वेदक्षयः
svedana	ITA-9.2.36	स्वेदन
svedana-apacāraḥ	ITA-5.76.6	स्वेदन-अपचारः
svedana-atiyogaḥ	ITA-5.76.8	स्वेदन-अतियोगः
svedana-ayogaḥ	ITA-5.76.7	स्वेदन-अयोगः
svedanakarma (vraṇacikitsā)	ITA-9.6.124	स्वेदनकर्म (व्रणचिकित्सा)
svedanam	ITA-7.2.4	स्वेदनम्
svedāpanayanaḥ	ITA-6.2.6.77	स्वेदापनयनः
svedavahasrotoduṣṭiḥ	ITA-5.5.15	स्वेदवहस्रोतोदुष्टिः
svedavaiṣamyam	ITA-5.4.9	स्वेदवैषम्यम्
svedavṛddhiḥ	ITA-5.4.11	स्वेदवृद्धिः
śvetā	ITA-3.10.1.4	श्वेता
śvetamaṇḍalam	ITA-3.2.1.29	श्वेतमण्डलम्
śvitraḥ	ITA-5.59.21	श्वित्रः
śyāva-vartma	ITA-5.66.81	श्याव-वर्त्म
śyāvadantakaḥ	ITA-5.63.32	श्यावदन्तकः
tācchilyam	ITA-1.6.39	ताच्छिल्यम्
tāḍāgam	ITA-8.2.50	ताडागम्

Sanskrit term in IAST*	Term ID	Sanskrit term
tadvidyasambhāṣā	ITA-1.7.16	तद्विद्यसम्भाषा
tadvidyasaṃbhāṣā,	ITA-1.7.30	तद्विद्यसंभाषा
taila-vartikā	ITA-3.5.3	तैलवर्तिका
tailadhārā	ITA-9.2.19	तैलधारा
tailam (vraṇacikitsā)	ITA-9.6.149	तैलम् (व्रणचिकित्सा)
tailamūrcchanam	ITA-7.1.2.5	तैलमूर्छनम्
tailapāyanā	ITA-9.6.86	तैलपायना
tailasevana-atiyogaḥ	ITA-5.74.11	तैलसेवन-अतियोगः
takradhārā	ITA-9.2.20	तक्रधारा
takrakūrcikā	ITA-8.2.23	तक्रकूर्चिका
takram	ITA-8.2.19	तक्रम्
talahṛdayam (marma)	ITA-3.16.31	तलहृदयम् (मर्म)
talam	ITA-3.8.14	तलम्
talaṁ	ITA-9.2.34	तलम्
tālayantram	ITA-9.6.10	तालयन्त्रम्
tālu	ITA-3.2.4.23	तालु
tālu-arbudaḥ	ITA-5.63.43	तालु-अर्बुदः
tāludeśaḥ	ITA-3.2.4.24	तालुदेशः
tālugatarogaḥ	ITA-5.63.37	तालुगतरोगः
tālukaṇṭakaḥ	ITA-5.71.4	तालुकण्टकः

Sanskrit term in IAST*	Term ID	Sanskrit term
tālumāṃsam	ITA-3.2.4.25	तालुमांसम्
tālumūlam	ITA-3.2.4.31	तालुमूलम्
tālupākaḥ	ITA-5.63.47	तालुपाकः
tālupiḍakā	ITA-5.63.48	तालुपिडका
tālupradeśaḥ	ITA-3.2.4.24	तालुप्रदेशः
tālupupputaḥ	ITA-5.63.45	तालुपुप्पुटः
tālusaṃhatiḥ	ITA-5.63.44	तालुसंहतिः
tāluśoṣaḥ	ITA-5.63.46	तालुशोषः
tāluśothaḥ	ITA-5.63.47	तालुशोथः
tāluvidradhiḥ	ITA-5.63.49	तालुविद्रधिः
tālvasthi	ITA-3.13.14	ताल्वस्थि
tamaḥ	ITA-1.9.4.5	तमः
tamakaśvāsaḥ	ITA-5.20.5	तमकश्वासः
tāmasakāyaḥ	ITA-2.8.26	तामसकायः
tāmasarogaḥ	ITA-4.2.6	तामसरोगः
tāmrā	ITA-3.10.1.5	ताम्रा
tāmram	ITA-7.2.5.4	ताम्रम्
tandrā	ITA-5.25.10	तन्द्रा
ṭaṅkaṇam	ITA-7.2.10.5	टङ्कणम्
tanmātrā	ITA-1.9.3.1.8	तन्मात्रा

Sanskrit term in IAST*	Term ID	Sanskrit term
tantram	ITA-1.5.1	तन्त्रम्
tantram	ITA-1.5.6	तन्त्रम्
tantrayuktiḥ	ITA-1.6.1	तन्त्रयुक्तिः
tanuḥ	ITA-3.1.2	तनुः
tanurasaḥ	ITA-8.3.24	तनुरसः
tanuretodoṣaḥ	ITA-9.9.22	तनुरेतोदोषः
tāpasvedaḥ	ITA-9.2.55	तापस्वेदः
tārakā	ITA-3.2.1.32	तारका
tarjani	ITA-3.8.27	तर्जनि
tarkaḥ	ITA-1.8.2.17	तर्कः
tārkṣyam	ITA-7.2.6.5	तार्क्ष्यम्
tarpaka-kaphaḥ	ITA-2.1.3.5	तर्पककफः
tarpaṇa-apacāraḥ	ITA-5.76.185	तर्पण-अपचारः
tarpaṇahīnayogaḥ	ITA-5.76.186	तर्पणहीनयोगः
tarpaṇātiyogaḥ	ITA-5.76.187	तर्पणातियोगः
taruṇāsthi	ITA-3.13.7	तरुणास्थि
tauṣāram	ITA-8.2.38	तौषारम्
Tejaḥ	ITA-1.9.3.1.5	तेजः
tejojalam	ITA-3.2.1.15	तेजोजलम्
tejojalāśrita-bāhya-paṭalam	ITA-3.2.1.35	तेजोजलाश्रितबाह्यपटलम्

Sanskrit term in IAST*	Term ID	Sanskrit term
tīkṣṇadhūmapānam	ITA-9.5.77	तीक्ष्णधूमपानम्
tīkṣṇāgniḥ	ITA-2.6.9	तीक्ष्णाग्निः
tīkṣṇāgniḥ	ITA-5.11.2	तीक्ष्णाग्निः
tīkṣṇaḥ	ITA-1.9.4.2.5	तीक्ष्णः
tikta-rasaḥ	ITA-6.2.1.10	तिक्त-रसः
tiktarasātiyogaḥ	ITA-5.74.19	तिक्तरसातियोगः
tiktaskandhaḥ	ITA-6.2.1.11	तिक्तस्कन्धः
tilakālakaḥ	ITA-5.58.8	तिलकालकः
tilakālakaḥ	ITA-5.62.33	तिलकालकः
tilakam	ITA.3.11.8	तिलकम्
tilam	ITA.3.11.8	तिलम्
timira vamanasya vyāpadaḥ	ITA-5.76.38	तिमिरवमनस्य व्यापदः
tiryak-chedaḥ	ITA-9.6.78	तिर्यक्-छेदः
tiryak-pātanam	ITA-7.2.11	तिर्यक्-पातनम्
tiryakakṣipta-sandhimuktam	ITA-5.55.5	तिर्यकक्षिप्त-सन्धिमुक्तम्
tiryakpātanayantram	ITA-7.1.3.5	तिर्यक्पातनयन्त्रम्
tolā	ITA-7.1.4.7	तोला
trayopastambhaḥ	ITA-10.2.1	त्रयोपस्तम्भः
tridoṣaḥ	ITA-2.1.2	त्रिदोषः
tridoṣajamasūrikā	ITA-5.61.13	त्रिदोषजमसूरिका

Sanskrit term in IAST*	Term ID	Sanskrit term
ṭridoṣajaprakṛtiḥ	ITA-2.8.9	त्रिदोषजप्रकृतिः
tridoṣajatṛṣṇā	ITA-5.24.8	त्रिदोषजतृष्णा
triguṇāḥ	ITA-1.9.4.2	त्रिगुणा
trikam	ITA-3.7.25	त्रिकम्
trikūrcakaśastram	ITA-9.6.55	त्रिकूर्चकशस्त्रम्
trimarma	ITA-3.16.3	त्रिमर्म
triskandhaḥ	ITA-1.3.1	त्रिस्कन्ध
trisūtrāyurvedaḥ	ITA-1.3.1	त्रिसूत्रायुर्वेदः
trividha-kukṣiḥ	ITA-2.6.29	त्रिविधकुक्षिः
trividha-śārīrika-rogaḥ	ITA-4.2.7	त्रिविध-शारीरिक-रोगः
trividhahetuḥ	ITA-4.4.9	त्रिविधहेतुः
trividhaparīkṣā	ITA-4.7.2	त्रिविधपरीक्षा
tṛṇakāntaḥ	ITA-7.2.7.10	तृणकान्तः
tṛṣṇā	ITA-2.1.2.13	तृष्णा
tṛṣṇā	ITA-5.24.1	तृष्णा
tṛṣṇā	ITA-9.1.48	तृष्णा
tṛṣṇānirodhajadāhaḥ	ITA-5.27.4	तृष्णानिरोधजदाहः
tṛṣṇāpūrvarūpam	ITA-5.24.2	तृष्णापूर्वरूपम्
tṛṣṇārtasya nasya vyāpadaḥ	ITA-5.76.146	तृष्णार्तस्य नस्य व्यापदः
tṛṣṇāvegarodhaḥ	ITA-5.75.20	तृष्णावेगरोधः

Sanskrit term in IAST*	Term ID	Sanskrit term
tṛtīya-madaḥ	ITA-5.26.4	तृतीय-मदः
tṛtīyakaviṣamajvaraḥ	ITA-5.6.18	तृतीयकविषमज्वरः
tṛtīyamāsa-garbhaḥ	ITA-2.9.1.8	तृतीयमासगर्भः
tṛtīyapaṭalagata-doṣaḥ	ITA-5.66.28	तृतीयपटलगत-दोषः
tulā	ITA-7.1.4.19	तुला
tuṇḍikerī	ITA-5.63.40	तुण्डिकेरी
tūnī	ITA-5.2.1.51	तूनी
Tunnasevanī	ITA-3.13.43	तुन्नसेवनी
tunnasevanī	ITA-9.6.75	तुन्नसेवनी
tuṣāmbuḥ	ITA-7.1.1.2	तुषाम्बुः
tuttha-dagdhaḥ	ITA-5.76.232	तुत्थ-दग्धः
tutthaḥ	ITA-7.2.2.7	तुत्थः
tuvaraḥ	ITA-6.2.1.12	तुवरः
tvaggata-śalyaḥ	ITA-5.73.2	त्वग्गत-शल्यः
tvaggatakuṣṭhaḥ	ITA-5.59.20	त्वग्गतकुष्ठः
tvagindriyam	ITA-3.10.9	त्वगिन्द्रियम्
tvak	ITA-3.10.1.1	त्वक्
tvak-sāraḥ	ITA-2.8.1.2	त्वक्सारः
tvak-viṣaḥ	ITA-5.72.8	त्वक्-विषः
tvakgatamasūrikā	ITA-5.61.15	त्वक्गतमसूरिका

Sanskrit term in IAST*	Term ID	Sanskrit term
tvakgatavātaḥ	ITA-5.2.1.15	त्वक्गतवातः
tvakpākaḥ	ITA-5.58.9	त्वक्पाकः
ubhayahetuḥ	ITA-4.4.21	उभयहेतुः
ubhayārthakāricikitsā	ITA-9.1.59	उभयार्थकारिचिकित्सा
ucchvāsaḥ	ITA-2.1.1.9	उच्छ्वासः
ucchvāsamārgaḥ	ITA-2.5.7	उच्छ्वासमार्गः
udāharaṇam	ITA-1.8.2.28	उदाहरणम्
udakadharā	ITA-3.10.1.2	उदकधरा
udakakumbhasthāpana	ITA-9.4.23	उदककुम्भस्थापन
udakamehaḥ	ITA-5.41.3	उदकमेहः
udakapāyanā	ITA-9.6.85	उदकपायना
udakavahasrotas	ITA-2.5.8	उदकवहस्रोतः
udakavahasrotoduṣṭiḥ	ITA-5.5.3	उदकवहस्रोतोदुष्टिः
udakavahasrotoviddhaḥ	ITA-5.73.26	उदकवहस्रोतोविद्धः
udānaḥ	ITA-2.1.1.3	उदानः
udānavātakopaḥ	ITA-5.2.1.4	उदानवातकोपः
udarādaḥ	ITA-5.13.5	उदरादः
udaram	ITA-3.5.1	उदरम्
Udaramarma	ITA-3.16.8	उदरमर्म
udarapārśvam	ITA-3.5.5	उदरपार्श्वम्

Sanskrit term in IAST*	Term ID	Sanskrit term
udararogaḥ	ITA-5.43.1	उदररोगः
udardaḥ	ITA-5.59.23	उदर्दः
udaroraḥsandhānam	ITA-3.4.7	उदरोरःसन्धानम्
udaśvit	ITA-8.2.18	उदश्वित्
udāvartā vamanasya vyāpadaḥ	ITA-5.76.36	उदावर्ता वमनस्य व्यापदः
udāvartaḥ	ITA-5.35.1	उदावर्तः
udbhijaḥ	ITA-1.9.3.7.15	उद्भिजः
uddeśaḥ	ITA-1.6.11	उद्देशः
uddhāraḥ	ITA-1.6.12	उद्धारः
uddharaṇakarma	ITA-9.6.202	उद्धरणकर्म
udgāragrahaḥ	ITA-5.75.21	उद्गारग्रहः
udgāranigrahaja-udāvartaḥ	ITA-5.35.10	उद्गारनिग्रहज-उदावर्तः
udgharṣaṇam	ITA-9.2.31	उद्घर्षणम्
udumbarakuṣṭhaḥ	ITA-5.59.3	उदुम्बरकुष्ठः
udvartanam	ITA-9.2.29	उद्वर्तनम्
ūhaḥ	ITA-1.9.3.3.10	ऊहः
ūhyam	ITA-1.6.14	ऊह्यम्
ukhā	ITA-3.3.15	उखा
ulūkhalasandhiḥ	ITA-3.13.40	उलूखलसन्धिः

Sanskrit term in IAST*	Term ID	Sanskrit term
ulvam	ITA-3.17.7	उल्वम्
uṇḍukaḥ	ITA-3.7.8	उण्डुकः
unmādaḥ	ITA-5.28.1	उन्मादः
unmardanam	ITA-9.2.32	उन्मर्दनम्
unmārgagāmībhagandaraḥ	ITA-5.56.1.7	उन्मार्गगामीभगन्दरः
unmathakaḥ	ITA-5.64.24	उन्मथकः
unmathanakarma	ITA-9.6.31	उन्मथनकर्म
unmeṣaḥ	ITA-2.1.1.14	उन्मेषः
Unmeṣiṇīsirā	ITA-3.2.1.21	उन्मेषिणीसिरा
unnamanakarma	ITA-9.6.28	उन्नमनकर्म
upacayaḥ	ITA-6.2.6.48	उपचयः
upadaṃśaḥ	ITA-5.57.1	उपदंशः
upadeśaḥ	ITA-1.6.13	उपदेशः
upadhānam (viṣopakramaḥ)	ITA-9.7.33	उपधानम् (विषोपक्रमः)
upadhātuḥ	ITA-2.3.1	उपधातुः
upadrava	ITA-5.76.1	उपद्रवः
upadravaḥ	ITA-4.5.24	उपद्रवः
upadravaroga	ITA-4.8.42	उपद्रवरोग
upadravavirecanavyāpat	ITA-5.76.80	उपद्रवविरेचनव्यापत्
upahāraḥ	ITA-9.1.19	उपहारः

Sanskrit term in IAST*	Term ID	Sanskrit term
upajihvikā	ITA-3.2.4.26	उपजिह्विका
upajihvikā	ITA-5.63.35	उपजिह्विका
upakramaḥ	ITA-9.1.8	उपक्रमः
upakuśaḥ	ITA-5.63.17	उपकुशः
upālambhaḥ	ITA-1.7.12	उपालम्भः
upamānaḥ	ITA-1.8.3.3	उपमानः
upanāhaḥ	ITA-5.66.59	उपनाहः
upanāhakarma	ITA-9.6.126	उपनाहकर्म
upanāhakarma (vraṇacikitsā)	ITA-9.6.114	उपनाहकर्म (व्रणचिकित्सा)
upanakha	ITA-5.62.17	उपनख
upanakham	ITA-3.10.1.19	उपनखम्
upanāsikā-sirā	ITA-3.14.11	उपनासिकासिरा
upanayaḥ	ITA-1.7.11	उपनयः
upāṅgaḥ	ITA-3.1.10	उपाङ्गः
uparasaḥ	ITA-7.2.3.1	उपरसः
uparatnam	ITA-7.2.7.1	उपरत्नम्
upaśayabhedaḥ	ITA-4.5.7	उपशयभेदः
upaśayaḥ	ITA-4.5.6	उपशयः
upasthaḥ	ITA-3.6.8	उपस्थः
upasthātā	ITA-1.11.16	उपस्थाता

Sanskrit term in IAST*	Term ID	Sanskrit term
upasthitagarbhaḥ	ITA-2.9.1.3	उपस्थितगर्भा
upasthitaprasavaḥ	ITA-2.9.1.15	उपस्थितप्रसवः
upavāsaḥ	ITA-9.1.23	उपवासः
upaveśanasaṁskāraḥ	ITA-9.4.30	उपवेशनसंस्कारः
upaviṣam	ITA-9.7.7	उपविषम्
upāyaḥ	ITA-1.11.1	उपायः
upāyaḥ	ITA-1.11.11	उपायः
upayantram	ITA-9.6.13	उपयन्त्रम्
uraḥ	ITA-3.4.1	उरः
uraḥkoṣṭhaḥ	ITA-3.4.3	उरःकोष्ठः
uraḥkṣatajanyarājayakṣmā	ITA-5.17.11	उरःक्षतजन्यराजयक्ष्मा
uraḥphalakaḥ	ITA-3.13.17	उरःफलकः
ūrdhvabhāgahara-karma	ITA-6.2.6.10	ऊर्ध्वभागहर-कर्म
ūrdhvadantapaṅktiḥ	ITA-3.2.4.17	ऊर्ध्वदन्तपङ्क्तिः
ūrdhvaga-amlapittam	ITA-5.33.2	ऊर्ध्वग-अम्लपित्तम्
ūrdhvagaraktapitta vamanasya vyāpadaḥ	ITA-5.76.32	ऊर्ध्वगरक्तपित्त वमनस्य व्यापदः
ūrdhvajatru	ITA-3.1.22	ऊर्ध्वजत्रु
ūrdhvakāyaḥ	ITA-3.1.20	ऊर्ध्वकायः
urdhvāṅgacikitsā	ITA-9.5.1	उर्ध्वाङ्गचिकित्सा
ūrdhvāṅgacikitsā	ITA-1.4.6	ऊर्ध्वाङ्गचिकित्सा

Sanskrit term in IAST*	Term ID	Sanskrit term
ūrdhvāṅgam	ITA-3.2.1	ऊर्ध्वाङ्गम्
ūrdhvapātanam	ITA-7.2.9	ऊर्ध्वपातनम्
ūrdhvaśvāsaḥ	ITA-5.20.3	ऊर्ध्वश्वासः
ūrdhvatābastivyāpat	ITA-5.76.92	ऊर्ध्वताबस्तिव्यापत्
ūrdhvatrikam	ITA-3.3.14	ऊर्ध्वत्रिकम्
ūrdhvavātaḥ	ITA-5.2.1.58	ऊर्ध्ववातः
ūrdhvavātāsthāpitānuvāsita vamanasya vyāpadaḥ	ITA-5.76.34	ऊर्ध्ववातास्थापितानुवासित वमनस्य व्यापदः
ūrjaskaraḥ	ITA-9.8.13	ऊर्जस्करः
urogrīvam	ITA-3.4.4	उरोग्रीवम्
Uromarma	ITA-3.16.9	उरोमर्म
ūru	ITA-3.9.2	ऊरु
ūrumūlam	ITA-3.9.3	ऊरुमूलम्
ūrumūlam	ITA-3.9.5	ऊरुमूलम्
ūrunalakam	ITA-3.13.28	ऊरुनालकम्
ūrupiṇḍikā	ITA-3.9.4	ऊरुपिण्डिका
ūrusandhiḥ	ITA-3.13.51	ऊरुसन्धिः
ūrustambhaḥ	ITA-5.31.1	ऊरुस्तम्भः
ūrvasthi	ITA-3.13.28	ऊर्वस्थि
ūrvī (marma)	ITA-3.16.41	ऊर्वी (मर्म)
ūrvīsirā	ITA-3.14.14	ऊर्वीसिरा

Sanskrit term in IAST*	Term ID	Sanskrit term
ūṣaṇaḥ	ITA-6.2.1.8	ऊषणः
uṣṇaḥ	ITA-1.9.4.2.7	उष्णः
uṣṇajala-śiraḥsnānaḥ	ITA-5.75.7	उष्णजल-शिरःस्नानः
uṣṇamārutaḥ	ITA-5.39.20	उष्णमारुतः
uṣṇasadanam	ITA-9.2.59	उष्णसदनम्
uṣṇavātaḥ	ITA-5.39.20	उष्णवातः
uṣṇavīrya-dravyātiyogaḥ	ITA-5.74.8	उष्णवीर्य-द्रव्यातियोगः
uṣṇodakamukhapariṣekaḥ	ITA-9.4.15	उष्णोदकमुखपरिषेकः
uṣṭragrīvabhagandaraḥ	ITA-5.56.1.4	उष्ट्रग्रीवभगन्दरः
utkārikākarma (vraṇacikitsā)	ITA-9.6.144	उत्कारिकाकर्म (व्रणचिकित्सा)
utkartanam (viṣopakramaḥ)	ITA-9.7.24	उत्कर्तनम् (विषोपक्रमः)
utkliṣṭadoṣamandāgneḥ āsthāpanasya vyāpadaḥ	ITA-5.76.103	उत्क्लिष्टदोषमन्दाग्नेः आस्थापनस्य व्यापदः
utkṣepaḥ (marma)	ITA-3.16.37	उत्क्षेपः (मर्म)
utpādakahetuḥ	ITA-4.4.3	उत्पादकहेतुः
utpalabhedakaḥ	ITA-9.5.44	उत्पलभेदकः
utpalaśastram	ITA-9.6.48	उत्पलशस्त्रम्
utpātaḥ	ITA-5.64.23	उत्पातः
utpiṣṭa-sandhimuktam	ITA-5.55.2	उत्पिष्ट-सन्धिमुक्तम्
utsādanakarma	ITA-9.6.153	उत्सादनकर्म
utsādanam	ITA-9.2.30	उत्सादनम्

Sanskrit term in IAST*	Term ID	Sanskrit term
utsāhaḥ	ITA-2.1.1.8	उत्साहः
utsaṅginī	ITA-5.66.70	उत्सङ्गिनी
uttamā	ITA-5.58.5	उत्तमा
uttamāṅgacikitsā	ITA-9.5.1	उत्तमाङ्गचिकित्सा
uttamāṅgam	ITA-3.2.2	उत्तमाङ्गम्
uttamaśuddhiḥ	ITA-9.2.106	उत्तमशुद्धिः
uttāna-vātaraktam	ITA-5.30.2	उत्तान-वातरक्तम्
uttarabasti	ITA-9.2.104	उत्तरबस्ति
uttarabastiḥ	ITA-9.2.85	उत्तरबस्तिः
uttarabastikarma (vraṇacikitsā)	ITA-9.6.166	उत्तरबस्तिकर्म (व्रणचिकित्सा)
uttaradantaḥ	ITA-3.2.4.17	उत्तरदन्तः
uttarādhara-vibhāgaḥ	ITA-2.6.35	उत्तराधरविभागः
uttaragudam	ITA.3.11.28	उत्तरगुदम्
uttaram	ITA-1.7.10	उत्तरम्
uttarauṣṭhaḥ	ITA-3.2.4.8	उत्तरौष्ठः
utthāpanam	ITA-7.2.7	उत्थापनम्
vādaḥ	ITA-1.7.2	वादः
vādamārgaḥ	ITA-1.7.3	वादमार्गः
vadanam	ITA-3.2.4.1	वदनम्
vadanāntaram	ITA-3.2.4.2	वदनान्तरम्

Sanskrit term in IAST*	Term ID	Sanskrit term
vāgindriyam	ITA-3.10.3	वागिन्द्रियम्
vāhi	ITA-7.1.4.17	वाहि
vahnijāraḥ	ITA-7.2.4.6	वह्निजारः
vaidalavargaḥ	ITA-8.2.3	वैदलवर्गः
vaidūryam	ITA-7.2.6.10	वैदूर्यम्
vaiḍūryam	ITA-7.2.6.10	वैडूर्यम्
vaidyaḥ	ITA-1.11.14	वैद्यः
vaikalyakaramarma	ITA-3.16.21	वैकल्यकरमर्म
vaikrāntam	ITA-7.2.2.3	वैक्रान्तम्
vaikṛtadoṣaḥ	ITA-4.4.15	वैकृतदोषः
vaikṛtāpahakarma (vraṇacikitsā)	ITA-9.6.118	वैकृतापहकर्म (व्रणचिकित्सा)
vairecanikadhūmapānam	ITA-9.5.75	वैरेचनिकधूमपानम्
vaiśeṣikaguṇāḥ	ITA-1.9.4.1.1	वैशेषिकगुणाः
vaitaraṇabastiḥ	ITA-9.2.79	वैतरणबस्तिः
vājīkaraṇacikitsā	ITA-9.9.1	वाजीकरणचिकित्सा
vājīkaraṇacikitsā̃	ITA-1.4.10	वाजीकरणचिकित्सा
vājīkaraṇam	ITA-9.1.36	वाजीकरणम्
vajra	ITA-7.2.6.7	वज्र
vāk-siddhiḥ	ITA-9.8.17	वाक्-सिद्धिः
vakrī	ITA-9.9.41	वक्री

Sanskrit term in IAST*	Term ID	Sanskrit term
vakṣaḥ	ITA-3.4.1	वक्षः
vakṣasthalam	ITA-3.4.2	वक्षस्थलम्
vaktram	ITA-3.2.4.1	वक्त्रम्
vākyadoṣaḥ	ITA-1.7.24	वाक्यदोषः
vākyapraśaṃsā	ITA-1.7.25	वाक्यप्रशंसा
vākyaśeṣaḥ	ITA-1.6.27	वाक्यशेषः
valayaḥ	ITA-5.63.59	वलयः
valayāsthi	ITA-3.13.8	वलयास्थि
valiḥ	ITA-3.7.4	वलिः
valkam	ITA-3.10.1.1	वल्कम्
vallīkarṇaḥ	ITA-9.5.55	वल्लीकर्णः
vallūrakaḥ	ITA-9.5.45	वल्लूरकः
valmīkaḥ	ITA-5.62.7	वल्मीकः
vālukāyantram	ITA-7.1.3.8	वालुकायन्त्रम्
vāmakadhūmapānam	ITA-9.5.79	वामकधूमपानम्
vamana-apacāraḥ	ITA-5.76.21	वमन-अपचारः
vamana-atiyogaḥ	ITA-5.76.23	वमन-अतियोगः
vamana-ayogaḥ	ITA-5.76.22	वमन-अयोगः
vamana-karma	ITA-6.2.6.10	वमन-कर्म
vamana-vyāpadaḥ	ITA-5.76.40	वमन-व्यापदः

Sanskrit term in IAST*	Term ID	Sanskrit term
vamanakarma	ITA-9.2.69	वमनकर्म
vamanakarma	ITA-9.6.211	वमनकर्म
vamanakarma (vraṇacikitsā)	ITA-9.6.130	वमनकर्म (व्रणचिकित्सा)
vamanam (viṣopakramaḥ)	ITA-9.7.31	वमनम् (विषोपक्रमः)
vamanamithyāyogaḥ	ITA-5.76.24	वमनमिथ्यायोगः
vamitaviriktayostu āsthāpanasya vyāpadaḥ	ITA-5.76.108	वमितविरिक्तयोस्तु आस्थापनस्य व्यापदः
vanaspatiḥ	ITA-1.9.3.7.4	वनस्पतिः
vānaspatya	ITA-1.9.3.7.5	वानस्पत्य
vānaspatyakāyaḥ	ITA-2.8.29	वानस्पत्यकायः
vaṅgam	ITA-7.2.5.6	वङ्गम्
vaṅkṣaṇaḥ	ITA-3.6.5	वङ्क्षणः
vaṅkṣaṇasandhiḥ	ITA-3.13.51	वङ्क्षणसन्धिः
vanopalā	ITA-7.2.1.21	वनोपला
vanotpalā	ITA-7.2.1.21	वनोत्पला
vanyopalā	ITA-7.2.1.21	वन्योपला
vapā	ITA.3.11.39	वपा
vapāvahanam	ITA.3.11.39	वपावहनम्
vapuḥ	ITA-3.1.2	वपुः
vāpyam	ITA-8.2.45	वाप्यम्
varāhadaṃṣṭrakaḥ	ITA-5.62.42	वराहदंष्ट्रकः

Sanskrit term in IAST*	Term ID	Sanskrit term
varāhapuṭaḥ	ITA-7.2.1.19	वराहपुटः
vāraṇam	ITA-9.1.13	वारणम्
vārdhakyajanyarājayakṣmā	ITA-5.17.7	वार्धक्यजन्यराजयक्ष्मा
vārdhakyam	ITA-2.9.2	वार्धक्यम्
vardhanaḥ	ITA-5.63.19	वर्धनः
vāritara	ITA-7.2.1.8	वारितर
varṇyaḥ	ITA-9.8.20	वर्ण्यः
varṇyalepaḥ	ITA-9.6.225	वर्ण्यलेपः
vartalauham	ITA-7.2.5.11	वर्तलौहम्
vartalohaḥ	ITA-7.2.5.11	वर्तलोहम्
vartanakarma	ITA-9.6.19	वर्तनकर्म
vartiḥ	ITA-9.5.34	वर्तिः
vartiḥ (vraṇacikitsā)	ITA-9.6.146	वर्तिः (व्रणचिकित्सा)
vartma	ITA-3.2.1.4	वर्त्म
vartma-rogaḥ	ITA-5.66.69	वर्त्म-रोगः
vartma-śukla-sandhiḥ	ITA-3.2.1.11	वर्त्मशुक्लसन्धिः
vartmagata-raktārśaḥ	ITA-5.66.87	वर्त्मगत-रक्तार्शः
vartmakardamaḥ	ITA-5.66.79	वर्त्मकर्दमः
vartmamaṇḍalam	ITA-3.2.1.28	वर्त्ममण्डलम्
vartmapaṭalam	ITA-3.2.1.34	वर्त्मपटलम्

Sanskrit term in IAST*	Term ID	Sanskrit term
vartmārbudaḥ	ITA-5.66.85	वर्त्मार्बुदः
vartmasandhiḥ	ITA-3.2.1.14	वर्त्मसन्धिः
vartmaśarkarā	ITA-5.66.73	वर्त्मशर्करा
vartmāvabandhakaḥ	ITA-5.66.78	वर्त्मावबन्धकः
vāruṇakāyaḥ	ITA-2.8.14	वारुणकायः
vasā	ITA-2.3.5	वसा
vasāmehaḥ	ITA-5.41.26	वसामेहः
vāsanam	ITA-8.3.6	वासनम्
vaśī	ITA-1.9.3.2.10	वशी
vastiḥ	ITA.3.11.13	वस्तिः
vastikukṣiḥ	ITA.3.11.14	वस्तिकुक्षिः
vastimukham	ITA.3.11.15	वस्तिमुखम्
vastimūrdhā	ITA.3.11.16	वस्तिमूर्धा
vastiśiraḥ	ITA.3.11.16	वस्तिशिरः
vāta-karma	ITA-2.1.1.7	वात-कर्म
vata-śamanam	ITA-6.2.6.5	वातशमनम्
vātabalāsakajvaraḥ	ITA-5.6.27	वातबलासकज्वरः
vātabastiḥ	ITA-5.39.13	वातबस्तिः
vātābhiṣyandaḥ	ITA-5.66.3	वाताभिष्यन्दः
vātaduṣṭaraktaḥ	ITA-5.76.207	वातदुष्टरक्तः

Sanskrit term in IAST*	Term ID	Sanskrit term
vātaḥ	ITA-2.1.1.1	वातः
vātāhata-vartma	ITA-5.66.84	वाताहत-वर्त्म
vātaja grahaṇīroga	ITA-5.9.2	वातज ग्रहणीरोग
vātaja-adhimanthaḥ	ITA-5.66.8	वातज-अधिमन्थः
vātaja-apasmāraḥ	ITA-5.29.2	वातज-अपस्मारः
vātaja-arocakaḥ	ITA-5.22.2	वातज-अरोचकः
vātaja-aśmarī	ITA-5.40.3	वातज-अश्मरी
vataja-atisāraḥ	ITA-5.7.3	वातज-अतिसारः
vātaja-galagaṇḍaḥ	ITA-5.47.2	वातजगलगण्डः
vātaja-oṣṭhaprakopaḥ	ITA-5.63.3	वातज-ओष्ठप्रकोपः
vātaja-pratiśyāyaḥ	ITA-5.65.14	वातज-प्रतिश्यायः
vātaja-śirorogaḥ	ITA-5.67.2	वातज-शिरोरोगः
vātaja-udararogaḥ	ITA-5.43.2	वातज-उदररोगः
vātaja-upadaṃśaḥ	ITA-5.57.2	वातज-उपदंशः
vātaja-vṛddhiḥ	ITA-5.45.2	वातज-वृद्धिः
vātaja-yonirogaḥ	ITA-5.69.2	वातज-योनिरोगः
vātajabhagandaraḥ	ITA-5.56.1.3	वातजभगन्दरः
vātajacaturthakajvaraḥ	ITA-5.6.23	वातजचतुर्थकज्वरः
vātajachardiḥ	ITA-5.23.2	वातजछर्दिः
vātajadantanāḍī	ITA-5.63.23	वातजदन्तनाडी

Sanskrit term in IAST*	Term ID	Sanskrit term
vātajagranthiḥ	ITA-5.49.2	वातजग्रन्थिः
vātajagulmaḥ	ITA-5.37.2	वातजगुल्मः
vātajahṛdrogaḥ	ITA-5.38.2	वातजहृद्रोगः
vātajājīrṇam	ITA-5.11.5	वातजाजीर्णम्
vātajakarṇarogaḥ	ITA-5.64.17	वातजकर्णरोगः
vātajakarṇaśūlam	ITA-5.64.17	वातजकर्णशूलम्
vātajakāsaḥ	ITA-5.18.2	वातजकासः
vātajakṣīradoṣaḥ	ITA-5.70.10	वातजक्षीरदोषः
vātajamasūrikā	ITA-5.61.10	वातजमसूरिका
vātajamūrcchā	ITA-5.25.3	वातजमूर्च्छा
vātajamūtrakṛcchram	ITA-5.39.2	वातजमूत्रकृच्छ्रम्
vātajanāḍīvraṇaḥ	ITA-5.56.2	वातजनाडीव्रणः
vātajanāsārśaḥ	ITA-5.65.22	वातजनासार्शः
vātajapāṇḍurogaḥ	ITA-5.14.2	वातजपाण्डुरोगः
vātajapramehaḥ	ITA-5.41.25	वातजप्रमेहः
vātajaraktapittam	ITA-5.16.2	वातजरक्तपित्तम्
vātajarohiṇī	ITA-5.63.52	वातजरोहिणी
vātajārśaḥ	ITA-5.10.2	वातजार्शः
vātajaślīpadaḥ	ITA-5.51.2	वातजश्लीपदः
vātajaśophaḥ	ITA-5.44.2	वातजशोफः

Sanskrit term in IAST*	Term ID	Sanskrit term
vātajaśūlaḥ	ITA-5.34.2	वातजशूलः
vātajasvarabhedaḥ	ITA-5.21.2	वातजस्वरभेदः
vātajatṛṣṇā	ITA-5.24.3	वातजतृष्णा
vātajavidradhiḥ	ITA-5.52.2	वातजविद्रधिः
vātajavisarpaḥ	ITA-5.60.2	वातजविसर्पः
vātajavisphoṭakaḥ	ITA-5.61.2	वातजविस्फोटकः
vātajavraṇaḥ	ITA-5.54.3	वातजव्रणः
vātajavraṇaśophaḥ	ITA-5.53.2	वातजव्रणशोफः
vātajonmādaḥ	ITA-5.28.2	वातजोन्माद
vātajvaraḥ	ITA-5.6.3	वातज्वरः
vātakaṇṭakaḥ	ITA-5.2.1.44	वातकण्टकः
vātakaphajavisarpaḥ	ITA-5.60.7	वातकफजविसर्पः
vātakaphatṛtīyakajvaraḥ	ITA-5.6.20	वातकफतृतीयकज्वरः
vātakhuḍḍatā	ITA-5.2.1.44	वातखुड्डता
vātakōpanam	ITA-6.2.6.6	वातकोपनम्
vātakṣayaḥ	ITA-5.2.1.9	वातक्षयः
vātakuṇḍalikā	ITA-5.39.11	वातकुण्डलिका
vātanigrahaja-udāvartaḥ	ITA-5.35.2	वातनिग्रहज-उदावर्तः
vātapaittikaśūlaḥ	ITA-5.34.8	वातपैत्तिकशूलः
vātaparyāyaḥ	ITA-5.66.15	वातपर्यायः

Sanskrit term in IAST*	Term ID	Sanskrit term
vātapittajajvaraḥ	ITA-5.6.10	वातपित्तजज्वरः
vātapittajavisarpaḥ	ITA-5.60.6	वातपित्तजविसर्पः
vātapittaprakṛtiḥ	ITA-2.8.6	वातपित्तप्रकृतिः
vātapittatṛtīyakajvaraḥ	ITA-5.6.21	वातपित्ततृतीयकज्वरः
vātaprakopaḥ	ITA-5.2.1.2	वातप्रकोप
vātaprakṛtiḥ	ITA-2.8.3	वातप्रकृतिः
vātaprasaraṇam	ITA-5.2.1.8	वातप्रसरणम्
vātaraktam	ITA-5.30.1	वातरक्तम्
vātasañcayaḥ	ITA-5.2.1.1	वातसञ्चयः
vātāśayaḥ	ITA.3.11.41	वाताशयः
vātāṣṭhīlā	ITA-5.2.1.55	वाताष्ठीला
vātāṣṭhīlā	ITA-5.39.12	वाताष्ठीला
vātaśūlavyāpat	ITA-5.76.50	वातशूलव्यापत्
vātātapikarasāyanam	ITA-9.8.3	वातातपिकरसायनम्
Vātavahā	ITA-3.14.2	वातवहा
vātavṛddhilakṣaṇam	ITA-5.2.1.2	वातवृद्धिलक्षणम्
vātika-āmavātaḥ	ITA-5.32.2	वातिक-आमवातः
vātika-amlapittam	ITA-5.33.4	वातिक-अम्लपित्तम्
vātika-asṛgdaraḥ	ITA-5.68.2	वातिक-असृग्दरः
vātika-liṅganāśaḥ	ITA-5.66.31	वातिक-लिङ्गनाशः

Sanskrit term in IAST*	Term ID	Sanskrit term
Vātikajvarapūrvarūpam	ITA-5.6.4	वातिकज्वरपूर्वरूपम्
vātikakuṣṭhaḥ	ITA-5.59.2	वातिककुष्ठः
vātikapariṇāmaśūlaḥ	ITA-5.34.10	वातिकपरिणामशूलः
vātikaraktaduṣṭiḥ	ITA-5.3.8	वातिकरक्तदुष्टिः
vātikaṣaṇḍaḥ	ITA-9.9.42	वातिकषण्डः
vātikayonikandaḥ	ITA-5.69.7	वातिकयोनिकन्दः
vāṭyaḥ	ITA-8.3.31	वाट्यः
vāṭyamaṇḍaḥ	ITA-8.3.49	वाट्यमण्डः
vayaḥ	ITA-2.9.1	वयः
vāyasatuṇḍasandhiḥ	ITA-3.13.44	वायसतुण्डसन्धिः
vayasthāpanam	ITA-9.8.9	वयस्थापनम्
vāyavyarogaḥ	ITA-4.2.10	वायव्यरोगः
vāyuḥ	ITA-1.9.3.1.4	वायुः
vāyumārgaḥ	ITA-3.2.4.38	वायुमार्गः
vedhyarogaḥ	ITA-9.5.11	वेध्यरोगः
vedinī	ITA-3.10.1.6	वेदिनी
vegaḥ	ITA-2.7.1	वेगः
vegarodhajarājayakṣmā	ITA-5.17.2	वेगरोधजराजयक्ष्मा
vegāvarodhaḥ	ITA-5.75.8	वेगावरोधः
vellitakam	ITA-9.6.73	वेल्लितकम्

Sanskrit term in IAST*	Term ID	Sanskrit term
vepathuḥ	ITA-5.2.1.56	वेपथुः
veśavāraḥ	ITA-8.3.36	वेशवारः
vetasapatraśastram	ITA-9.6.59	वेतसपत्रशस्त्रम्
vibandhaḥ	ITA-9.6.191	विबन्धः
vibandhavyāpat	ITA-5.76.82	विबन्धव्यापत्
vibhāgaḥ	ITA-1.9.4.4.6	विभागः
vibhraṃśaḥ-vamanavyāpat	ITA-5.76.47	विभ्रंशः-वमनव्यापत्
vibhramśavirecanavyāpat	ITA-5.76.78	विभ्रंशविरेचनव्यापत्
vibhu	ITA-1.9.3.2.15	विभु
vicāraḥ	ITA-1.9.3.3.9	विचारः
vicāraṇāsnehaḥ	ITA-9.2.8	विचारणास्नेहः
vicarcikā	ITA-5.59.19	विचर्चिका
vicitrapratyayārabdhadravyaḥ	ITA-6.1.8	विचित्रप्रत्ययारब्धद्रव्यः
viḍ-vighātaḥ	ITA-5.39.22	विड्-विघातः
vidagdhājīrṇam	ITA-5.11.6	विदग्धाजीर्णम्
vidagdhāmlam	ITA-5.66.44	विदग्धाम्लम्
vidāhī	ITA-6.2.6.58	विदाही
viḍalavaṇam	ITA-7.2.9.4	विडलवणम्
vidārī	ITA-5.63.69	विदारी
vidārikā	ITA-5.62.20	विदारिका

Sanskrit term in IAST*	Term ID	Sanskrit term
vidārikā-pramehapiḍakā	ITA-5.41.1.11	विदारिका-प्रमेहपिडका
viddhaḥ	ITA-5.73.19	विद्धः
vidhānam	ITA-1.6.29	विधानम्
vidhiḥ	ITA-1.5.1	विधिः
vidhiḥ	ITA-1.5.7	विधिः
vidhisamprāptiḥ	ITA-4.5.20	विधिसम्प्राप्तिः
vidhurā (marma)	ITA-3.16.46	विधुरा (मर्म)
vidradhi-pramehapiḍakā	ITA-5.41.1.8	विद्रधि-प्रमेहपिडका
vidradhiḥ	ITA-5.52.1	विद्रधिः
vidradhikā	ITA-5.41.1.8	विद्रधिका
vidradhiśūkarogaḥ	ITA-5.58.13	विद्रधिशूकरोगः
vidrumam	ITA-7.2.6.4	विद्रुमम्
vidyā	ITA-1.5.1	विद्या
vidyā	ITA-1.5.4	विद्या
vidyudaśanikṛtarogaḥ	ITA-4.2.30	विद्युदशनिकृतरोगः
vigṛhyasaṃbhāṣā	ITA-1.7.32	विगृह्यसंभाषा
vihāraḥ	ITA-10.2.14	विहारः
vihāravaiṣamyam	ITA-5.75.1	विहारवैषम्यम्
vijñānam	ITA-1.5.1	विज्ञानम्
vijñānam	ITA-1.5.8	विज्ञानम्

Sanskrit term in IAST*	Term ID	Sanskrit term
vikalpanam	ITA-1.6.28	विकल्पनम्
vikalpasamprāptiḥ	ITA-4.5.21	विकल्पसम्प्राप्तिः
vikāraḥ	ITA-4.2.1	विकारः
vikāraḥ	ITA-5.1.1	विकारः
vikarṣaṇakarma	ITA-9.6.25	विकर्षणकर्म
vikāśī	ITA-6.2.6.40	विकाशी
vikṛtiḥ	ITA-4.8.18	विकृतिः
vikṛtiviṣamasamavetasannipāta-jarogaḥ	ITA-4.8.16	विकृतिविषमसमवेतसन्नि-पातजरोगः
vilaṃghitadurbalendriyālpāgnini rūḍha-virecanavyāpat	ITA-5.76.60	विलंघितदुर्बलेन्द्रियाल्पाग्निनि रूढ-विरेचनव्यापत्
vilepī	ITA-8.3.13	विलेपी
vimalam	ITA-7.2.2.5	विमलम्
vimārgagamanam	ITA-4.8.7	विमार्गगमनम्
vimlāpanakarma	ITA-9.6.112	विम्लापनकर्म
vimlāpanakarma (vraṇacikitsā)	ITA-9.6.125	विम्लापनकर्म (व्रणचिकित्सा)
viṃśatiśastrāṇi	ITA-9.6.42	विंशतिशस्त्राणि
vinamanakarma	ITA-9.6.29	विनमनकर्म
vinatā-pramehapiḍakā	ITA-5.41.1.5	विनता-प्रमेहपिडका
vinayaḥ	ITA-1.9.3.3.28	विनयः
vipādikā	ITA-5.59.12	विपादिका

Sanskrit term in IAST*	Term ID	Sanskrit term
vipākaḥ	ITA-6.2.4.1	विपाकः
vipakṣaḥ	ITA-1.8.2.24	विपक्षः
viparītārthakārī	ITA-4.5.11	विपरीतार्थकारी
viparyayaḥ	ITA-1.6.30	विपर्ययः
viprakṛṣṭahetuḥ	ITA-4.4.24	विप्रकृष्टहेतुः
virecana-karma	ITA-6.2.6.14	विरेचन-कर्म
virecanadhūmapānam	ITA-9.5.75	विरेचनधूमपानम्
virecanakarma	ITA-9.2.70	विरेचनकर्म
virecanakarma	ITA-9.6.212	विरेचनकर्म
virecanakarma (vraṇacikitsā)	ITA-9.6.131	विरेचनकर्म (व्रणचिकित्सा)
virecanakarma-cikitsāpacāraḥ	ITA-5.76.51	विरेचनकर्म-चिकित्सापचारः
virecanamithyāyogaḥ	ITA-5.76.54	विरेचनमिथ्यायोगः
virecanātiyogaḥ	ITA-5.76.52	विरेचनातियोगः
virecanavyāpat	ITA-5.76.71	विरेचनव्यापत्
virecanāyogaḥ	ITA-5.76.53	विरेचनायोगः
virekam (viṣopakramaḥ)	ITA-9.7.32	विरेकम् (विषोपक्रमः)
viriktasya nasya vyāpadaḥ	ITA-5.76.151	विरिक्तस्य नस्य व्यापदः
viruddhāhāraḥ	ITA-5.74.5	विरुद्धाहारः
viruddhāhāraḥ	ITA-8.1.5	विरुद्धाहारः
viruddhānnabhojanam	ITA-5.74.5	विरुद्धान्नभोजनम्

Sanskrit term in IAST*	Term ID	Sanskrit term
viruddhānnam	ITA-8.1.5	विरुद्धान्नम्
vīrudha	ITA-1.9.3.7.7	वीरुध
virūḍhādhakaḥ	ITA-8.3.32	विरूढाढकः
virūḍhadhānāḥ	ITA-8.3.32	विरूढधानाः
vīryam	ITA-6.2.3.1	वीर्यम्
vīryavāhinīsirāchedana-janyaklaibyam	ITA-9.9.45	वीर्यवाहिनीसिराछेदनजन्यक्लैब्यम्
viṣa-adhiṣṭhānam	ITA-9.7.9	विष-अधिष्ठानम्
viṣacikitsā	ITA-1.4.8	विषचिकित्सा
viśadaḥ	ITA-1.9.4.2.20	विशदः
viṣagaravairodhikacikitsā	ITA-9.7.2	विषगरवैरोधिकचिकित्सा
viṣaghnalepaḥ	ITA-9.6.224	विषघ्नलेपः
viṣaghnam (vraṇacikitsā)	ITA-9.6.171	विषघ्नम् (व्रणचिकित्सा)
viṣaḥ	ITA-5.72.1	विषः
viṣahara-agadaḥ	ITA-9.7.18	विषहर-अगदः
viṣajamūrcchā	ITA-5.25.9	विषजमूर्च्छा
viṣajaśophaḥ	ITA-5.44.8	विषजशोफः
viṣajonmādaḥ	ITA-5.28.7	विषजोन्मादः
viṣakanyā	ITA-9.7.17	विषकन्या
viśalyaghnamarma	ITA-3.16.20	विशल्यघ्नमर्म

Sanskrit term in IAST*	Term ID	Sanskrit term
viṣam	ITA-9.7.4	विषम्
viṣamāgniḥ	ITA-2.6.10	विषमाग्निः
viṣamāgniḥ	ITA-5.11.3	विषमाग्निः
viṣamajvaraḥ	ITA-5.6.14	विषमज्वरः
viṣamāśanajarājayakṣmā	ITA-5.17.3	विषमाशनजराजयक्ष्मा
viṣamāśanam	ITA-10.2.9	विषमाशनम्
viṣapradātā	ITA-9.7.15	विषप्रदाता
visarjinī	ITA-3.7.7	विसर्जिनी
visarpaḥ	ITA-5.60.1	विसर्पः
viṣasaṅkaṭam	ITA-9.7.20	विषसङ्कटम्
viṣavegāntaraḥ	ITA-9.7.19	विषवेगान्तरः
viṣayoniḥ	ITA-9.7.5	विषयोनिः
viśeṣam	ITA-1.9.2.1	विशेषम्
viśeṣapūrvarūpam	ITA-4.5.3	विशेषपूर्वरूपम्
viśikhāntaram	ITA-3.6.1	विशिखान्तरम्
viśikhānupraveśaḥ	ITA-9.6.5	विशिखानुप्रवेशः
viśliṣṭa-sandhimuktam	ITA-5.55.3	विश्लिष्ट-सन्धिमुक्तम्
viṣopakramaḥ	ITA-9.7.21	विषोपक्रमः
visphoṭakaḥ	ITA-5.61.1	विस्फोटकः
visphoṭakakuṣṭhaḥ	ITA-5.59.17	विस्फोटककुष्ठः

Sanskrit term in IAST*	Term ID	Sanskrit term
visrāvaṇakarma	ITA-9.6.67	विस्रावणकर्म
visrāvaṇakarma (vraṇacikitsā)	ITA-9.6.128	विस्रावणकर्म (व्रणचिकित्सा)
viṣṭabdhājīrṇam	ITA-5.11.5	विष्टब्धाजीर्णम्
visūcikā	ITA-5.12.1	विसूचिका
visūcikā-upadravaḥ	ITA-5.12.2	विसूचिका-उपद्रवः
viśuṣkaśukram	ITA-9.9.44	विशुष्कशुक्रम्
viśvācī	ITA-5.2.1.39	विश्वाची
viṣyandaḥ	ITA-6.2.6.46	विष्यन्दः
viṭ	ITA-2.4.3	विट्
vitānabandhaḥ	ITA-9.6.192	वितानबन्धः
vitaṇḍā	ITA-1.7.26	वितण्डा
viṭapaḥ (marma)	ITA-3.16.43	विटपः (मर्म)
vitastiḥ	ITA-7.1.4.25	वितस्तिः
vivāhasamskāra	ITA-9.4.36	विवाहसंस्कारः
vivaram	ITA-3.1.11	विवरम्
vivaraṇakarma	ITA-9.6.22	विवरणकर्म
vivarṇaretodoṣaḥ	ITA-9.9.43	विवर्णरेतोदोषः
vivartanakarma	ITA-9.6.21	विवर्तनकर्म
vivartita-sandhimuktam	ITA-5.55.4	विवर्तित-सन्धिमुक्तम्
vivekaḥ	ITA-1.9.3.3.29	विवेकः

Sanskrit term in IAST*	Term ID	Sanskrit term
vivṛtā	ITA-5.62.5	विवृता
vivṛtadantaḥ	ITA-9.4.41	विवृतदन्तः
vraṇa-apacāraḥ	ITA-5.76.233	व्रण-अपचारः
vraṇa-ropaṇaḥ	ITA-6.2.6.55	व्रण-रोपणः
vraṇa-śodhanam	ITA-6.2.6.68	व्रण-शोधनम्
vraṇadhūpanam	ITA-9.5.80	व्रणधूपनम्
vraṇadhūpanam	ITA-9.6.152	व्रणधूपनम्
vraṇaḥ	ITA-5.54.1	व्रणः
vraṇajanyarājayakṣmā	ITA-5.17.10	व्रणजन्यराजयक्ष्मा
vraṇapācanakarma	ITA-9.6.127	व्रणपाचनकर्म
vraṇaśophaḥ	ITA-5.53.1	व्रणशोफः
vraṇaśophasyasaptopakramāḥ	ITA-9.6.111	व्रणशोफस्यससोपक्रमाः
vraṇasyaṣaṣṭi-upakramāḥ	ITA-9.6.119	व्रणस्यषष्टि-उपक्रमाः
vraṇyaḥ	ITA-6.2.6.56	व्रण्यः
vṛddhiḥ	ITA-5.45.1	वृद्धिः
vṛddhipatraśastram	ITA-9.6.45	वृद्धिपत्रशस्त्रम्
vrīhimukhaśastram	ITA-9.6.57	व्रीहिमुखशस्त्रम्
vṛkkā	ITA.3.11.12	वृक्कः
vṛkṣaḥ	ITA-1.9.3.7.6	वृक्षः
vṛndaḥ	ITA-5.63.62	वृन्दः

Sanskrit term in IAST*	Term ID	Sanskrit term
vṛṣacikitsā	ITA-1.4.10	वृषचिकित्सा
vṛṣaṇaḥ	ITA-3.6.15	वृषणः
vṛṣaṇakacchūḥ	ITA-5.62.40	वृषणकच्छूः
vṛṣatā	ITA-2.2.23	वृषता
vṛścikaviṣaḥ	ITA-5.72.19	वृश्चिकविषः
vṛṣyaḥ	ITA-9.9.2	वृष्यः
vṛṣyam	ITA-6.2.6.62	वृष्यम्
vṛttasnāyuḥ	ITA-3.13.58	वृत्तस्नायुः
vṛttikaraḥ	ITA-6.2.6.59	वृत्तिकरः
vyabhicārihetuḥ	ITA-4.4.25	व्यभिचारिहेतुः
vyadhana karma	ITA-9.6.68	व्यधनकर्म
vyadhanavisrāvaṇakarma	ITA-9.6.138	व्यधनविस्रावणकर्म
vyādhibalavirodhitatvam	ITA-4.8.26	व्याधिबलविरोधितत्वम्
vyādhibhedaḥ	ITA-4.2.3	व्याधिभेदः
vyādhiḥ	ITA-4.2.1	व्याधिः
vyādhiharam	ITA-9.1.4	व्याधिहरम्
vyādhihetuḥ	ITA-4.4.20	व्याधिहेतुः
vyādhikṣamatva	ITA-10.3.9	व्याधिक्षमत्व
vyādhikṣamatvam	ITA-2.2.27	व्याधिक्षमत्वम्
vyādhikṣamatvam	ITA-4.8.25	व्याधिक्षमत्वम्

Sanskrit term in IAST*	Term ID	Sanskrit term
vyādhisaṅkaraḥ	ITA-4.2.2	व्याधिसङ्करः
vyādhisaṅkaraḥ	ITA-4.8.29	व्याधिसङ्कर
vyādhiviniścayaḥ	ITA-4.1.1	व्याधिविनिश्चयः
vyādhiviparītacikitsā	ITA-9.1.58	व्याधिविपरीतचिकित्सा
vyādhiviparītaḥ	ITA-4.5.9	व्याधिविपरीतः
vyādhiviparītārthakārī	ITA-4.5.13	व्याधिविपरीतार्थकारी
vyādhyudpādapratibandha-katvam	ITA-4.8.27	व्याध्युद्पादप्रतिबन्धकत्वम्
vyākhyā	ITA-1.6.40	व्याख्या
vyākhyānam	ITA-1.6.31	व्याख्यानम्
vyakta-garbhaḥ	ITA-2.9.1.2	व्यक्तगर्भः
vyaktiḥ	ITA-4.6.11	व्यक्तिः
vyālakṛtarogaḥ	ITA-4.2.24	व्यालकृतरोगः
vyāmaḥ	ITA-7.1.4.28	व्यामः
vyānaḥ	ITA-2.1.1.4	व्यानः
vyānavātakopaḥ	ITA-5.2.1.5	व्यानवातकोपः
vyañjakahetuḥ	ITA-4.4.4	व्यञ्जकहेतुः
vyañjanam	ITA-4.5.5	व्यञ्जनम्
vyāpad	ITA-4.5.25	व्यापद्
vyāpannaṛtu	ITA-10.3.5	व्यापन्नऋतु
vyāpannartukṛtarogaḥ	ITA-4.2.27	व्यापन्नर्तुकृतरोगः

Sanskrit term in IAST*	Term ID	Sanskrit term
vyāpat	ITA-5.76.1	व्यापत्
vyapetāhikkā	ITA-5.19.3	व्यपेताहिक्का
vyāptiḥ	ITA-1.8.2.25	व्याप्तिः
vyatirekavyāptiḥ	ITA-1.8.2.26	व्यतिरेकव्याप्तिः
vyavasāyaḥ	ITA-1.7.27	व्यवसायः
vyavāya vyāyāma pānaklāntānāṁ nasya vyāpadaḥ	ITA-5.76.149	व्यवाय व्यायाम पानक्लान्तानां नस्य व्यापदः
vyavāya-vaiṣamyam	ITA-5.75.23	व्यवाय-वैषम्यम्
vyavāyajanyarājayakṣmā	ITA-5.17.5	व्यवायजन्यराजयक्ष्मा
vyavāyamithyāyogaḥ	ITA-5.75.24	व्यवायमिथ्यायोगः
vyavāyātiyogaḥ	ITA-5.75.25	व्यवायातियोगः
vyavāyī	ITA-6.2.6.39	व्यवायी
vyāyāma-vaiṣamyam	ITA-5.75.26	व्यायाम-वैषम्यम्
vyāyāmaḥ	ITA-9.1.51	व्यायामः
vyāyāmaḥ	ITA-9.2.58	व्यायामः
vyāyāmajanyarājayakṣmā	ITA-5.17.8	व्यायामजन्यराजयक्ष्मा
vyāyāmatiyogaḥ	ITA-5.75.27	व्यायामतियोगः
vyāyojimaḥ	ITA-9.5.50	व्यायोजिमः
vyomāśmaḥ	ITA-7.2.7.6	व्योमाश्मः
vyūhanakarma	ITA-9.6.18	व्यूहनकर्म

Sanskrit term in IAST*	Term ID	Sanskrit term
yadṛcchāsiddhiḥ	ITA-1.8.2.12	यदृच्छासिद्धिः
yakṛt	ITA.3.11.9	यकृत्
yakṛtpradeśaḥ	ITA.3.11.10	यकृत्प्रदेशः
yakṣmā	ITA-4.2.1	यक्ष्मा
yakṣonmādaḥ	ITA-5.28.10	यक्षोन्मादः
yāmaḥ	ITA-7.1.4.35	यामः
yamakabandhaḥ	ITA-9.6.188	यमकबन्धः
yamalāhikkā	ITA-5.19.3	यमलाहिक्का
yāmyakāyaḥ	ITA-2.8.17	याम्यकायः
yānaklāntasya āsthāpanasya vyāpadaḥ	ITA-5.76.104	यानक्लान्तस्य आस्थापनस्य व्यापदः
yantradoṣaḥ	ITA-9.6.40	यन्त्रदोषः
yantram	ITA-7.1.3.1	यन्त्रम्
yantram	ITA-9.6.6	यन्त्रम्
yantram (vraṇacikitsā)	ITA-9.6.177	यन्त्रम् (व्रणचिकित्सा)
yāpanabastiḥ	ITA-9.2.76	यापनबस्तिः
yāpanavasti-atiyogaḥ	ITA-5.76.132	यापनवस्ति-अतियोगः
yāpyarogaḥ	ITA-4.2.42	याप्यरोगः
yaśadam	ITA-7.2.5.8	यशदम्
yaṣṭikarṇaḥ	ITA-9.5.56	यष्टिकर्णः
yava	ITA-7.1.4.23	यव

Sanskrit term in IAST*	Term ID	Sanskrit term
yavakṣāraḥ	ITA-7.2.10.4	यवक्षारः
yavaprakhyā	ITA-5.62.3	यवप्रख्या
yavavakraśalākā	ITA-9.5.4	यववक्रशलाका
yavodaraḥ	ITA-7.1.4.22	यवोदरः
yogabastiḥ	ITA-9.2.84	योगबस्तिः
yogaḥ	ITA-1.6.26	योगः
yogavāhī	ITA-6.2.6.54	योगवाही
yogyā	ITA-9.6.4	योग्या
yoni dhāvana	ITA-9.2.97	योनिधावन
yoni dhūpana	ITA-9.2.100	योनिधूपन
yoni kalkadhāraṇa	ITA-9.2.103	योनिकल्कधारण
yoni lepana	ITA-9.2.102	योनिलेपन
yoni picu	ITA-9.2.98	योनिपिचु
yoni prakṣālana	ITA-9.2.97	योनिप्रक्षालन
yoni pūraṇa	ITA-9.2.99	योनिपूरण
yoni vartī	ITA-9.2.101	योनिवर्ति
yoniḥ	ITA-3.6.1	योनिः
yonikandaḥ	ITA-5.69.6	योनिकन्दः
yonimukham	ITA.3.11.48	योनिमुखम्
yonirogaḥ	ITA-5.69.1	योनिरोगः

Sanskrit term in IAST*	Term ID	Sanskrit term
yonivyāpat	ITA-5.69.1	योनिव्यापत्
yudhdaḥ	ITA-9.2.66	युध्दः
yugaḥ	ITA-7.1.4.42	युगः
yūkā	ITA-5.13.2	यूका
yuktarathabastiḥ	ITA-9.2.77	युक्तरथबस्तिः
yuktiḥ	ITA-1.8.3.2	युक्तिः
yuktiḥ	ITA-1.9.4.4.9	युक्तिः
yuktikṛta-balam	ITA-2.2.29	युक्तिकृतबलम्
yuktivyapāśrayacikitsā	ITA-9.1.26	युक्तिव्यपाश्रयचिकित्सा
yūṣaḥ	ITA-8.3.21	यूषः
yūṣopayogajīrṇajvaraḥ	ITA-5.76.240	यूषोपयोगजीर्णज्वरः
yūṣopayogavātajvaraḥ	ITA-5.76.240	यूषोपयोगवातज्वरः
yuvānapiḍakā	ITA-5.62.29	युवानपिडका

Department of Integrated Health Services
World Health Organization (WHO)
Avenue Appia 20 – CH-1211 Geneva 27 – Switzerland



100 YEARS OF HEALING LEGACY

A CME INITIATIVE BY SITARAM RESEARCH FOUNDATION

Sitaram AYURVEDA

aachaara rasaayanam

118th Episode

Topic

Ayurveda approach and Management of Depression



Speaker

Dr. Suhas Kumar Shetty MD (Ay), PhD

Principal and Medical Director, KLE Academy of Higher Education and Research (KAHER)'s Shri BM Kankanawadi Ayurveda Mahavidyalaya, Shahapur, Belagavi, Karnataka

Moderator

Dr. S. P. Sreejit MD (Ay)

Senior Medical Officer (NC), ISM Dept., Kerala

SUNDAY, 5th MAR 2023

10:30 AM (IST)

ZOOM ID: 818 1142 1463
Passcode: 875392

100 YEARS OF HEALING LEGACY

A CME INITIATIVE BY SITARAM RESEARCH FOUNDATION

Sitaram AYURVEDA

aachaara rasaayanam

Episode #112

Topic

Clinical experiences in management of Dementia



Speaker

Dr. Suhas Kumar Shetty MD (Ay), PhD

Principal and Medical Director,
KLE Academy of Higher Education and Research (KAHER)'s
Shri BM Kankanawadi Ayurveda Mahavidyalaya, Shahapur, Belagavi, Karnataka

Moderator

Dr. Ramya Alakkal MD (Ay)

Vice Principal & Professor of Panchakarma,
Ashtamgam Ayurveda Vidyapeedham, Palakkad, Kerala

SUNDAY, 22nd JAN 2023
10:30 AM (IST)

ZOOM ID: 874 1111 9561

Passcode: 875392

100 YEARS OF HEALING LEGACY

A CME INITIATIVE BY SITARAM RESEARCH FOUNDATION

Sitaram AYURVEDA

aachaara rasaayanam

121st Episode

Topic

Potentials of Ayurveda in Substance Use Disorders



Speaker

Dr. Suhas Kumar Shetty MD (Ay), PhD

Principal and Medical Director, KLE Academy of Higher Education and Research (KAHER)'s Shri BM Kankanawadi Ayurveda Mahavidyalaya, Shahapur, Belagavi, Karnataka

Moderator

Dr. Rahul Panayan BAMS

Sr. Officer - Marketing, Sitaram Ayurveda

SUNDAY, 26th MAR 2023
10:30 AM (IST)

ZOOM ID: 893 8977 8642
Passcode: 875392

File.No.HQ-RECT014/3/2022-IT

केन्द्रीय आयुर्वेदीय विज्ञान अनुसंधान परिषद्
आयुष मन्त्रालय, भारत सरकार
जवाहर लाल नेहरू भारतीय चिकित्सा एवं होम्योपैथी अनुसंधान भवन
61-65, संस्थागत क्षेत्र, जनकपुरी 'डी' ब्लाक, जनकपुरी, नई दिल्ली 110058
CENTRAL COUNCIL FOR RESEARCH IN AYURVEDIC SCIENCES
Ministry of AYUSH, Govt. of India
Jawahar Lal Nehru Bharatiya Chikitsa Evam Homoeopathy Anusandhan Bhawan
61-65, Institutional Area, Opp. 'D' Block, Janakpuri, New Delhi-110058
EPBX
28525852, 28520501
28522524, 28525831
28525862, 28525883
28525897

E-F.No.HQ-RECT014/3/2022-IT/5977 Dated 01 FEB 2023

ORDER

Sanction of the Director General, CCRAS is hereby accorded for the award of studentship for the research proposals received from the following student(s) studying at **Shri B M Kankanawadi Ayurved Mahavidyalaya, Post Graduate Studies & Research Centre, KLE Academy of Higher Education & Research, Shahapur, Belagavi - 590003** under Studentship Programme for Ayurveda Research Ken (SPARK) for 2022-23 session as per following details:

Sl. No.	Name of the student	Year	Name of Guide	Title of the research proposal
1.	Srushti Pravin Nigade	1st	Dr. Swarda Uppin, Dept. of Kayachikitsa Rasayana evam Vajikarana	In silico study of Kapikacchu beeja (*Mucuna pruriens* L.) for its Vrushya karma in Erectile dysfunction
2.	Warghade Rutuja Naresh	1st	Dr. Rajeshwari V Kamat, Prof. Dept. of RSBK	Studying concept of Viruddha Ahara with Special Reference to DNA Fragmentation, Protein denaturation, Lactobacillus Inhibition test
3.	Galipally Om Shiva	4th	Dr. Giridhar Vedantam, Dept. of Dravyaguna	In-vitro study of the effect of selected vayastahapana drugs on cell senescence and cell cycle on dental pulp stem cells
4.	Naziya Zakir Hussain Chaudhary	4th	Dr. Shweta Yaragatti, Dept. of Dravyaguna	In-vitro evaluation of Piper betel leaf extract on areca nut induced genotoxicity

2. All enrolled students under SPARK 2022-23 shall follow the timeline available in "SPARK" website (i.e. https://spark.ccras.nic.in/) and shall have to submit their monthly progress report through e-mail (spark.ayu@ccras.nic.in) within the first week of next month.

3. CCRAS institutes may be approached by the guide/student for any technical guidance in formulation and execution of research proposals.

4. The value of the studentship will be Rs.25,000/- per month for two months duration (Total Rs.50,000/- only) and is meant to be a stipend for the student. The amount will be paid only after completion of research work and approval of final report on submission to CCRAS at given e-mail (spark.ayu@ccras.nic.in). Cost of research shall be borne by the concerned Institute/Ayurveda Medical College where research is conducted and the student is studying.

Cont.Pg.2

Dear Research students
All Guides
Sujata - Accounts
3/2/2023

DATE: 3/2/2023
INWARD NO.: 2408

5. A certificate will be issued and posted to the office of the concerned Principal/ Director/ Dean/ Registrar on satisfactory completion of the project and acceptance and approval of the final report by the competent authority.

6. Account details of the college account in the attached format are to be submitted along with the final report for e-transfer of the amount of Studentship.

31/11/2023

Encl.: As above.

(Dr. Adarsh Kumar)
Assistant Director (Ay.)
For Director General

To

Dr. Suhas Kumar Shetty
Principal
Shri B M Kankanawadi Ayurved Mahavidyalaya,
Post Graduate Studies & Research Centre,
KLE Academy of Higher Education & Research,
Shahapur, Belagavi – 590003

Copy to:

1. **Dr. Swarda Uppin,** Dept. of Kayachikitsa Rasayana evam Vajikarana, Shri B M Kankanawadi Ayurved Mahavidyalaya, Post Graduate Studies & Research Centre, KLE Academy of Higher Education & Research, Shahapur, Belagavi - 590003 for information.
2. **Dr. Rajeshwari V Kamat,** Prof. Dept. of RSBK, Shri B M Kankanawadi Ayurved Mahavidyalaya, Post Graduate Studies & Research Centre, KLE Academy of Higher Education & Research, Shahapur, Belagavi - 590003 for information.
3. **Dr. Giridhar Vedantam,** Dept. of Dravyaguna, Shri B M Kankanawadi Ayurved Mahavidyalaya, Post Graduate Studies & Research Centre, KLE Academy of Higher Education & Research, Shahapur, Belagavi - 590003 for information.
4. **Dr. Shweta Yaragatti,** Dept. of Dravyaguna, Shri B M Kankanawadi Ayurved Mahavidyalaya, Post Graduate Studies & Research Centre, KLE Academy of Higher Education & Research, Shahapur, Belagavi - 590003 for information.
5. **Srushti Pravin Nigade,** Shri B M Kankanawadi Ayurved Mahavidyalaya, Post Graduate Studies & Research Centre, KLE Academy of Higher Education & Research, Shahapur, Belagavi - 590003 for information.
6. **Warghade Rutuja Naresh,** Shri B M Kankanawadi Ayurved Mahavidyalaya, Post Graduate Studies & Research Centre, KLE Academy of Higher Education & Research, Shahapur, Belagavi - 590003 for information.
7. **Golipally Om Shiva,** Shri B M Kankanawadi Ayurved Mahavidyalaya, Post Graduate Studies & Research Centre, KLE Academy of Higher Education & Research, Shahapur, Belagavi - 590003 for information.
8. **Naziya Zakir Hussain Chaudhary,** Shri B M Kankanawadi Ayurved Mahavidyalaya, Post Graduate Studies & Research Centre, KLE Academy of Higher Education & Research, Shahapur, Belagavi - 590003 for information.
9. P.S to DG/PA to DDG, CCRAS, New Delhi for information
10. Ad.O. (A/c), CCRAS, New Delhi for information.
11. Dr. Pratap Makhija, A.D (Ay.), CCRAS, New Delhi for information.

31/11/2023

(Dr. Adarsh Kumar)
Assistant Director (Ay.)
For Director General

RABINARAYAN ACHARYA, DG-RA-CCRAS, O/o Director General for Approver info

Proforma for Bank Accounts details for SPARK

Full Name of the College: _____

Sl. No	Particulars	Details
1.	Institute/College Account Name (As per Bank Record)	
2.	Account Number	
3.	Bank Name	
4.	Branch Name	
5.	Complete address of Bank	
6.	Account type	Saving/Current/Other
7.	IFSC Code	
8.	MICR No.	
9.	PAN No.	
10.	GST No.	
11.	Telephone No./ Mobile No.	
12.	Email ID	

(Signature)

with Seal of the Principal/Director/ Dean/Registrar

File.No.HQ-RECT014/3/2022-IT

केन्द्रीय आयुर्वेदीय विज्ञान अनुसंधान परिषद्
आयुष मन्त्रालय, भारत सरकार
जवाहर लाल नेहरू भारतीय चिकित्सा एवं होम्योपैथी अनुसंधान भवन
61-65, संस्थागत क्षेत्र, जनकपुरी 'डी' ब्लाक, जनकपुरी, नई दिल्ली-110058

CENTRAL COUNCIL FOR RESEARCH IN AYURVEDIC SCIENCES
Ministry of AYUSH, Govt. of India
Jawahar Lal Nehru Bharitya Chikitsa Evam Homoeopathy Anusandhan Bhawan
61-65, Institutional Area, Opp. 'D' Block, Janakpuri, New Delhi-110058

EPBX
28525852, 28520501
28522524, 28525831
28525862, 28525883
28525897

E-F.No.HQ-RECT014/3/2022-IT/5977

Dated 01 FEB 2023

ORDER

Sanction of the Director General, CCRAS is hereby accorded for the award of studentship for the research proposals received from the following student(s) studying at **Shri B M Kankanawadi Ayurved Mahavidyalaya, Post Graduate Studies & Research Centre, KLE Academy of Higher Education & Research, Shahapur, Belagavi - 590003** under Studentship Programme for Ayurveda Research Ken (SPARK) for 2022-23 session as per following details:

Sl. No.	Name of the student	Year	Name of Guide	Title of the research proposal
1.	Srushti Pravin Nigade	1st	Dr. Swarda Uppin, Dept. of Kayachikitsa Rasayana evam Vajikarana	In silico study of Kapikacchu beeja (*Mucuna pruriens* L.) for its Vrushya karma in Erectile dysfunction
2.	Warghade Rutuja Naresh	1st	Dr. Rajeshwari V Kamat, Prof. Dept. of RSBK	Studying concept of Viruddha Ahara with Special Reference to DNA Fragmentation, Protein denaturation, Lactobacillus Inhibition test
3.	Galipally Om Shiva	4th	Dr. Giridhar Vedantam, Dept. of Dravyaguna	In-vitro study of the effect of selected vayastahapana drugs on cell senescence and cell cycle on dental pulp stem cells
4.	Naziya Zakir Hussain Chaudhary	4th	Dr. Shweta Yaragatti, Dept. of Dravyaguna	In-vitro evaluation of Piper betel leaf extract on areca nut induced genotoxicity

2. All enrolled students under SPARK 2022-23 shall follow the timeline available in "SPARK" website (i.e. https://spark.ccras.nic.in/) and shall have to submit their monthly progress report through e-mail (spark.ayu@ccras.nic.in) within the first week of next month.

3. CCRAS institutes may be approached by the guide/student for any technical guidance in formulation and execution of research proposals.

4. The value of the studentship will be Rs.25,000/- per month for two months duration (Total Rs.50,000/- only) and is meant to be a stipend for the student. The amount will be paid only after completion of research work and approval of final report on submission to CCRAS at given e-mail (spark.ayu@ccras.nic.in). Cost of research shall be borne by the concerned Institute/Ayurveda Medical College where research is conducted and the student is studying.

Cont.Pg.2

Dear Research students
All Guides
Sujata - Accounts
3/2/2023

DATE: 3/2/2023
INWARD NO.: 2408
SIGN.

5. A certificate will be issued and posted to the office of the concerned Principal/ Director/ Dean/ Registrar on satisfactory completion of the project and acceptance and approval of the final report by the competent authority.

6. Account details of the college account in the attached format are to be submitted along with the final report for e-transfer of the amount of Studentship.

31/11/2023

Encl.: As above.

(Dr. Adarsh Kumar)
Assistant Director (Ay.)
For Director General

To

Dr. Suhas Kumar Shetty
Principal
Shri B M Kankanawadi Ayurved Mahavidyalaya,
Post Graduate Studies & Research Centre,
KLE Academy of Higher Education & Research,
Shahapur, Belagavi – 590003

Copy to:

1. **Dr. Swarda Uppin,** Dept. of Kayachikitsa Rasayana evam Vajikarana, Shri B M Kankanawadi Ayurved Mahavidyalaya, Post Graduate Studies & Research Centre, KLE Academy of Higher Education & Research, Shahapur, Belagavi - 590003 for information.
2. **Dr. Rajeshwari V Kamat,** Prof. Dept. of RSBK, Shri B M Kankanawadi Ayurved Mahavidyalaya, Post Graduate Studies & Research Centre, KLE Academy of Higher Education & Research, Shahapur, Belagavi - 590003 for information.
3. **Dr. Giridhar Vedantam,** Dept. of Dravyaguna, Shri B M Kankanawadi Ayurved Mahavidyalaya, Post Graduate Studies & Research Centre, KLE Academy of Higher Education & Research, Shahapur, Belagavi - 590003 for information.
4. **Dr. Shweta Yaragatti,** Dept. of Dravyaguna, Shri B M Kankanawadi Ayurved Mahavidyalaya, Post Graduate Studies & Research Centre, KLE Academy of Higher Education & Research, Shahapur, Belagavi - 590003 for information.
5. **Srushti Pravin Nigade,** Shri B M Kankanawadi Ayurved Mahavidyalaya, Post Graduate Studies & Research Centre, KLE Academy of Higher Education & Research, Shahapur, Belagavi - 590003 for information.
6. **Warghade Rutuja Naresh,** Shri B M Kankanawadi Ayurved Mahavidyalaya, Post Graduate Studies & Research Centre, KLE Academy of Higher Education & Research, Shahapur, Belagavi - 590003 for information.
7. **Golipally Om Shiva,** Shri B M Kankanawadi Ayurved Mahavidyalaya, Post Graduate Studies & Research Centre, KLE Academy of Higher Education & Research, Shahapur, Belagavi - 590003 for information.
8. **Naziya Zakir Hussain Chaudhary,** Shri B M Kankanawadi Ayurved Mahavidyalaya, Post Graduate Studies & Research Centre, KLE Academy of Higher Education & Research, Shahapur, Belagavi - 590003 for information.
9. P.S to DG/PA to DDG, CCRAS, New Delhi for information
10. Ad.O. (A/c), CCRAS, New Delhi for information.
11. Dr. Pratap Makhija, A.D (Ay.), CCRAS, New Delhi for information.

31/11/2023

(Dr. Adarsh Kumar)
Assistant Director (Ay.)
For Director General

RABINARAYAN ACHARYA, DG-RA-CCRAS, O/o Director General for Approver info

Proforma for Bank Accounts details for SPARK

Full Name of the College: _____

Sl. No	Particulars	Details
1.	Institute/College Account Name (As per Bank Record)	
2.	Account Number	
3.	Bank Name	
4.	Branch Name	
5.	Complete address of Bank	
6.	Account type	Saving/Current/Other
7.	IFSC Code	
8.	MICR No.	
9.	PAN No.	
10.	GST No.	
11.	Telephone No./ Mobile No.	
12.	Email ID	

(Signature)

with Seal of the Principal/Director/ Dean/Registrar

BOARD OF AYURVEDA
NATIONAL COMMISSION FOR INDIAN SYSTEM OF MEDICINE
NEW DELHI-110058

DEVELOPMENT OF SYLLABUS FOR
SECOND PROFESSIONAL BAMS SUBJECTS

NCISM is committed to quality education in Ayurveda. NCISM introduced several education reforms with aims to bring transformation in Ayurveda Education. Competency Based Medical Education (CBME)/ Outcome Based Medical Education (OBME) is one of such reforms. NCISM successfully implemented CBME/OBME for first professional BAMS subjects.

Now this is the time to develop CBME/OBME for Second Professional BAMS subjects.

To develop CBME/OBME, NCISM has constituted several committees. Identifying your expertise in the field, you have been included in the committee. Please expedite fullest of your knowledge, experience and contribute your innovative ideas in bringing out effective curriculum and syllabus for Second professional Subjects.

COMMITTEES FOR DEVELOPMENT OF SYLLABUS FOR SECOND PROFESSIONAL BAMS SUBJECTS

ADVISORY COMMITTEE:

Sr. No.	NAME & DESIGNATION	Contact No.	Email Id
1	Vaidya Jayant Deopujari, Chairman, NCISM	9422111159	chairman@ncismindia.org
2	Dr. B.S. Prasad, President, Board of Ayurveda, NCISM	9448569289	President.boa@ncismindia.org
3	Dr. Raghuram Bhatta U. President, Medical Assessment and Rating Board for Indian System of Medicine (MARBISM), NCISM	9342573427	President.marbism@ncismindia.org
4	Prof (Vaidya) Rakesh Sharma President ,Board of Ethics and Registration for Indian System of Medicine, NCISM	9814779242	President.berism@ncismindia.org
5	Dr. Tanuja Nesari, Director, All India Institute of Ayurveda, AIIA	9958817145	director@aiia.gov.in
6	Dr Ravinarayan Acharya, Director General, Central Council of Research in Ayurvedic Sciences, CCRAS	9924585855	dg-ccras@nic.in , drrnacharya@gmail.com
7	Dr Pradeep kumar Prajapati, Vice Chancellor, Dr Sarvepalli Radhakrishnan Rajasthan Ayurved University, Jodhpur	9818575845	prajapati.pradeep1@gmail.com
8	Professor(Dr.) Baldev Kumar, Vice Chancellor, Sri Krishna AYUSH University, Kurukshetra	9414238740	vc@skau.ac.in
9	Prof. Mita Kotecha, Pro Vice Chancellor, National Institute of Ayurveda Deemed to be University, Jaipur	9414078872	mita@ayu.in
10	Dr Pawan Kumar, Senior Technical Officer, World Health Organization (WHO)	9314502834	gpawankumar@rediffmail.com
11	Dr. Mitali Mukerji, Professor and Head of the Department of Bioscience and Bioengineering, Indian Institute of Technology Jodhpur, IIT Jodhpur	9811288052	mitali@iitj.ac.in
12	Dr. Viswajanani Sattigeri, Head CSIR-Traditional Knowledge Digital Library Unit, Delhi	9818038495	Viswajanani.sattigeri@csir.res.in

Core Committee:

Sr. No.	Name	Designation	Organisation	Contact no.	Email Id
1.	Vaidya Jayant Deopujari	Chairman	National Commission for Indian System of Medicine, New Delhi	9422111159	chairman@ncismindia.org
2.	Dr. B.S. Prasad	President	Board of Ayurveda, National Commission for Indian System of Medicine, New Delhi	9448569289	President.boa@ncismindia.org
3.	Dr. Atul Babu Varshney	Member	Board of Ayurveda, National Commission for Indian System of Medicine, New Delhi	9412196846	atul.nidan@gmail.com
4.	Dr Mohan Joshi, Professor	Chief Coordinator	Professor Tilak Ayurved Mahavidyalaya, Pune, Maharashtra	9822435536	manvantar@gmail.com
5.	Dr Shweta Telang-Chaudhari	Co-coordinator (Second Professional Subjects)	Associate Professor Maharashtra Health Science University, Mhasrul, Vani Dindori Road, Nashik -422004,	8600300834	drshwetatelang@gmail.com

EXPERT COMMITTEES (Subject - wise):

Rasashastra & Bhaishajyakalpana (AyUG-RB)						
1.	Chairman	Dr Rajeswari Kamath	Professor	KLEU Shri. BMK Ayurveda Mahavidyalaya Belgaum	9449107481	drrajeshwarikamat@gmail.com
2.	Course Coordinator	Dr. Vinamra Sharma	Associate Professor	Guru Gorakshnath Institute of Medical Sciences	7985098174	dr.vinamrasharma@gmail.com
3.	Facilitator: (HSET Expert)	Dr. Yogeeni Patil	Associate Professor	Tilak Ayurved Mahavidyalaya , Maharashtra, Pune	9011738639	yogineep370@gmail.com
4.	Member	Dr Raman Belge	Professor	Shri Ayurved Mahavidyalaya, Maharashtra, Nagpur	9822879010	ramanbelge@gmail.com
5.	Member	Dr. Raghuveer	Professor	Ashwini Educational Associations Ayurved Medical College & PG Centre, Karnataka	9945872608	drraghuveer07@gmail.com
6.	Member	Dr Rajesh Barvalia	Professor	Govt. AkhandanandAyurved College & Hospital, Gujarat, Ahmadabad	9427977994	aghooree_2@yahoo.com
7.	Member	Dr Govindsahay Shukla	Professor	University College of Ayurved, DSRR Ayurveda University, Jodhpur, Rajasthan	8769058254	dr.govindshukla@yahoo.com
8.	Member	Dr. Himangshu Baruah	Assistant Professor	North Eastern Institute of Ayurveda & Homoeopathy (NEIAH), Meghalaya, Shillong	8794748821	drhimangshubarua44@gmail.com

Dravyaguna (AyUG-DG)						
1.	Chairman	Dr Yogini Kulkarni	Professor	Pune District Education Associations, College of Ayurveda & Research Centre, Nigdi, Pune-411 044.	9822419089	dryoginik01@gmail.com
2.	Course Coordinator	Dr. Manjunath Ajanal	Associate Professor	Rajiv Gandhi Education Society Ayurvedic college, Karnataka	9036616510	manju.ajanal@gmail.com
3.	Facilitator: (HSET Expert)	Dr Pramod Khobragade	Professor	Datta Meghe Ayurvedic Medical College, Hospital & Research Center, Maharashtra, Nagpur	9552545347	pdkhobra@gmail.com
4.	Member	Dr TG Vinod Kumar	Sr. Scientist	Jawaharlal Nehru Tropical Botanic Garden & Research Institute Palode, Thiruvananthapuram, Kerala, India (JNTBJRI)	9446486457	vaidyavinodkumar@gmail.com
5.	Member	Dr Prasanna Savanur	Professor	Faculty of Indian Medical System, SGT University, Haryana, GuruGram	9448594663	prasanna.savanur@gmail.com
6.	Member	Dr Prakash Hegde	Professor	Sri Dharmathala Manjunatheshwara College of Ayurveda & Hospital, Karnataka, Hassan	9448227115	drprakashhegde@yahoo.com
7.	Member	Dr. Rajesh Sharma	Associate Professor	Government Ayurvedic Medical College, Akhnoor , Jammu and Kashmir	9419175762	dr.rajesh@gmail.com
8.	Member	Dr. OM Prakash Rout	Associate Professor	Shri Narayan Prasad Awasthi Government Ayurved College, Chhattisgarh, Raipur	9479063700	omprakashrout2000@gmail.com

Roganidana (AyUG-RN)						
1.	Chairman	Dr Anand More	Professor	All India Institute of Ayurveda, New Delhi	9422025732	drmoreanand@gmail.com
2.	Course Coordinator	Dr Jai Kini	Associate Professor	Y.M.T. Ayurvedic Medical College And Hospital, Maharashtra, Navi Mumbai	9869046901	vd.jaikini@gmail.com
3.	Facilitator: (HSET Expert)	Dr Manjiri Deshpande	Professor	Tilak Ayurved Mahavidyalaya, Pune, Maharashtra	9960081113	drmanjirideshpande24@gmail.com
4.	Member	Dr Deepti Mehta Parashar	Professor	Shri Krishna Govt. Ayurvedic College & Hospital, Haryana, Kurukshetra	9468319931	DRDEEPTIAMEHTA@YMAIL.COM
5.	Member	Dr. Ch. Srikrishna	Associate Professor	Dr. BRKR Govt. Ayurveda College, Hyderabad, Telangana	9299252848	drsrikrishna19@gmail.com
6.	Member	Dr. Prasanna Mogasale	Associate Professor	Sri Dharmasthala Manjunatheshwara College of Ayurveda, Karnataka, Udupi	9845212813	pnmogasale73@gmail.com
7.	Member	Nithin krishnan R R.	Associate Professor	Faculty of Indian Medical System, SGT University, Haryana	9620300103	nithinkris1989@gmail.com
8.	Member	Dr Umesh Sapra	Assistant Professor	Chaudhary Brahm Prakesh Charak Ayurved Sansthan, New Delhi	8588943505	umeshsapra123@gmail.com

Agada Tantra (AyUG-AT)						
1.	Chairman	Dr Benil	Professor	Vaidyaratnam P.S. Varier Ayurveda College, Kottakkal, Kerala	9037570955	drbinil_ay@yahoo.co.in
2.	Course Coordinator	Dr Shivanand Patil	Associate Professor	All India Institute of Ayurveda, Goa	9663064333	drshivanandbk@gmail.com
3.	Facilitator: (HSET Expert)	Dr. Sonali Chalakh	Professor	Mahatma Gandhi Ayurved College, Hospital & Research Centre	9850366073	spchalakh@gmail.com
4.	Member	Dr Shobha Bhat	Professor	Faculty of Ayurveda, IMS, BHU, Varanasi,Uttar Pradesh	9482487321	drbhatshobha@gmail.com
5.	Member	Dr Mahesh Savalgimath	Associate Professor	KLEU Shri.BMK Ayurveda Mahavidyalaya Belgaum	9845430626	mybhoomi@gmail.com
6.	Member	Dr Kiran Nimbalkar R	Associate Professor	Ayurved& Unani Tibbia College and Hospital, Delhi	8588875234	raynim2012@gmail.com
7.	Member	Dr. Sharad Porte	Associate Professor	National Institute of Ayurved, Rajasthan, Jaipur	8764038642	portesmdr@gmail.com
8.	Member	Dr. Ankur Mishra	Assistant Professor	M tgai Bhago Ayurvedic Medical College for Women, Punjab	9456567261	ankur.ayurveda1902@gmail.com

Samhita Adhyayana-2 (AyUG-SA2)						
1.	Chairman	Dr Vinod Kumar	Professor	Vaidyaratnam P.S. Varier Ayurveda College, Kottakkal	9447270848	ayurvin@gmail.com
2.	Course Coordinator	Dr. Sharad kumar M	Assistant Professor	SindagiShantaveereshwar Ayurvedic Medical College Hospital	8762242151	msharadkumar@gmail.com
3.	Facilitator: (HSET Expert)	Dr. Sumith Kumar M	Associate Professor	Guru Gorakshnath Institute of Medical Sciences	9995635703	drsumith@gmail.com
4.	Member	Dr. Baba Patil	Professor	RJVS Bhaisaheb Sawant Ayurved Mahavidyalaya	8485856629	drbabasahebpatil@gmail.com
5.	Member	Dr Santosh Nair	Associate Professor	Chaudhary Brahm Prakesh Charak Ayurved Sansthan	9891960525	santhoshsrnair@hotmail.com
6.	Member	Dr Venkata shivudu Kurma	Associate Professor	Sri Venkateswara Ayurvedic College	9441219398	kvenkatshivudu@gmail.com
7.	Member	Dr. Savita Sajjan	Associate Professor	Ayurved Mahavidyalaya & Hospital, Karnataka, Hubballi	9481211799	drsavitasajjan@gmail.com
8.	Member	Dr Sashirekha	Associate Professor	Faculty of Ayurveda Institute of Medical Science Banaras Hindu University	9342138999	dr.shashirekha10@gmail.com

Swasthavritta (AyUG-SW)						
1.	Chairman	Dr. P Sudhakar Reddy	Professor	JSS Ayurveda Medical College, Karnataka	9916483919	drpsreddy05@yahoo.com
2.	Course Coordinator	Dr Kashinath Samagandi	Associate Professor	National Institute of Ayurved, Rajasthan	7877444353	kashisri@gmail.com
3.	Facilitator: (HSET Expert)	Dr Prasad Deshpande	Associate Professor	Government Ayurved College, Vazirabad, Nanded, Maharashtra	9822828544	prasadprakashdeshpande@gmail.com
4.	Member	Dr Jayan D	Professor	Govt. Ayurveda College Tripunithura	9447104383 8075726169	Dr.jayan.d@gmail.com
5.	Member	Dr Ashok Patil	Professor	KLEU Shri.BMK Ayurveda Mahavidyalaya Belgaum	9972583954	drashu2727@gmail.com
6.	Member	Dr Mihir Hajarnavis	Professor	Tilak AyurvedMahavidyalaya ,Maharashtra	9422331060	mihirhajarnavis@gmail.com
7.	Member	Dr Unnikrishnan	Professor	Chaudhary BrahmPrakeshCharakAyurvedSansthan , Delhi	9540265445	drunnikrishnans@gmail.com
8.	Member	Dr Shivakumar Harti	Associate Professor	All India Institute of Ayurveda, New Delhi	9611275434	shivakumarsharti@gmail.com

Technical and Support Team:-

Sr. No.	Designation	Name	Contact no.	Email Id
1.	Technical Expert	Mr. Nitin Rewankar	8880685231	nprevankar@gmail.com
2.	Technical Expert, NCISM	Mr. Ravi Lohia, I.T	9911844171	ravikumarlohia.786@gmail.com
3.	Consultant, Board of Ayurveda	Dr. Pallavi Nimbalkar	9818045914	cur.imp@ncismindia.org
4.	JTO, Board of Ayurveda	Dr. Mallika Jandara		
5.	JTO, Board of Ayurveda	DR. Upma Yadav		
6.	Office Assistant	Ms. Janki		
7.	Office Assistant	Mrs. Rachana Sundriyal		
8.	Office Assistant	Mr. Rakesh		
9.	Office Assistant	Mr. Deepak Sharma		
10.	Office Assistant	Mrs. Sunita		
11.	Multi Tasking Staff	Mr. Dipendra		

File.No.HQ-RECT014/3/2022-IT

केन्द्रीय आयुर्वेदीय विज्ञान अनुसंधान परिषद्
आयुष मन्त्रालय, भारत सरकार
जवाहर लाल नेहरू भारतीय चिकित्सा एवं होम्योपैथी अनुसंधान भवन
61-65, संस्थागत क्षेत्र, जनकपुरी 'डी' ब्लाक, जनकपुरी, नई दिल्ली-110058

CENTRAL COUNCIL FOR RESEARCH IN AYURVEDIC SCIENCES
Ministry of AYUSH, Govt. of India
Jawahar Lal Nehru Bharatiya Chikitsa Evam Homoeopathy Anusandhan Bhawan
61-65, Institutional Area, Opp. 'D' Block, Janakpuri, New Delhi-110058

EPBX
28525852, 28520501
28522524, 28525831
28525862, 28525883
28525897

E-F.No.HQ-RECT014/3/2022-IT/5977

Dated 01 FEB 2023

ORDER

Sanction of the Director General, CCRAS is hereby accorded for the award of studentship for the research proposals received from the following student(s) studying at **Shri B M Kankanawadi Ayurved Mahavidyalaya, Post Graduate Studies & Research Centre, KLE Academy of Higher Education & Research, Shahapur, Belagavi - 590003** under Studentship Programme for Ayurveda Research Ken (SPARK) for 2022-23 session as per following details:

Sl. No.	Name of the student	Year	Name of Guide	Title of the research proposal
1.	Srushti Pravin Nigade	1st	Dr. Swarda Uppin, Dept. of Kayachikitsa Rasayana evam Vajikarana	In silico study of Kapikacchu beeja (*Mucuna pruriens* L.) for its Vrushya karma in Erectile dysfunction
2.	Warghade Rutuja Naresh	1st	Dr. Rajeshwari V Kamat, Prof. Dept. of RSBK	Studying concept of Viruddha Ahara with Special Reference to DNA Fragmentation, Protein denaturation, Lactobacillus Inhibition test
3.	Galipally Om Shiva	4th	Dr. Giridhar Vedantam, Dept. of Dravyaguna	In-vitro study of the effect of selected vayastahapana drugs on cell senescence and cell cycle on dental pulp stem cells
4.	Naziya Zakir Hussain Chaudhary	4th	Dr. Shweta Yaragatti, Dept. of Dravyaguna	In-vitro evaluation of Piper betel leaf extract on areca nut induced genotoxicity

2. All enrolled students under SPARK 2022-23 shall follow the timeline available in "SPARK" website (i.e. https://spark.ccras.nic.in/) and shall have to submit their monthly progress report through e-mail (spark.ayu@ccras.nic.in) within the first week of next month.

3. CCRAS institutes may be approached by the guide/student for any technical guidance in formulation and execution of research proposals.

4. The value of the studentship will be Rs.25,000/- per month for two months duration (Total Rs.50,000/- only) and is meant to be a stipend for the student. The amount will be paid only after completion of research work and approval of final report on submission to CCRAS at given e-mail (spark.ayu@ccras.nic.in). Cost of research shall be borne by the concerned Institute/Ayurveda Medical College where research is conducted and the student is studying.

Cont.Pg.2

Dear Research students
All Guides
Sujata - Accounts
3/2/2023

DATE: 3/2/2023
INWARD NO.: 2408
SIGN.

5. A certificate will be issued and posted to the office of the concerned Principal/ Director/ Dean/ Registrar on satisfactory completion of the project and acceptance and approval of the final report by the competent authority.

6. Account details of the college account in the attached format are to be submitted along with the final report for e-transfer of the amount of Studentship.

31/11/2023

Encl.: As above.

(Dr. Adarsh Kumar)
Assistant Director (Ay.)
For Director General

To

Dr. Suhas Kumar Shetty
Principal
Shri B M Kankanawadi Ayurved Mahavidyalaya,
Post Graduate Studies & Research Centre,
KLE Academy of Higher Education & Research,
Shahapur, Belagavi – 590003

Copy to:

1. **Dr. Swarda Uppin,** Dept. of Kayachikitsa Rasayana evam Vajikarana, Shri B M Kankanawadi Ayurved Mahavidyalaya, Post Graduate Studies & Research Centre, KLE Academy of Higher Education & Research, Shahapur, Belagavi - 590003 for information.
2. **Dr. Rajeshwari V Kamat,** Prof. Dept. of RSBK, Shri B M Kankanawadi Ayurved Mahavidyalaya, Post Graduate Studies & Research Centre, KLE Academy of Higher Education & Research, Shahapur, Belagavi - 590003 for information.
3. **Dr. Giridhar Vedantam,** Dept. of Dravyaguna, Shri B M Kankanawadi Ayurved Mahavidyalaya, Post Graduate Studies & Research Centre, KLE Academy of Higher Education & Research, Shahapur, Belagavi - 590003 for information.
4. **Dr. Shweta Yaragatti,** Dept. of Dravyaguna, Shri B M Kankanawadi Ayurved Mahavidyalaya, Post Graduate Studies & Research Centre, KLE Academy of Higher Education & Research, Shahapur, Belagavi - 590003 for information.
5. **Srushti Pravin Nigade,** Shri B M Kankanawadi Ayurved Mahavidyalaya, Post Graduate Studies & Research Centre, KLE Academy of Higher Education & Research, Shahapur, Belagavi - 590003 for information.
6. **Warghade Rutuja Naresh,** Shri B M Kankanawadi Ayurved Mahavidyalaya, Post Graduate Studies & Research Centre, KLE Academy of Higher Education & Research, Shahapur, Belagavi - 590003 for information.
7. **Golipally Om Shiva,** Shri B M Kankanawadi Ayurved Mahavidyalaya, Post Graduate Studies & Research Centre, KLE Academy of Higher Education & Research, Shahapur, Belagavi - 590003 for information.
8. **Naziya Zakir Hussain Chaudhary,** Shri B M Kankanawadi Ayurved Mahavidyalaya, Post Graduate Studies & Research Centre, KLE Academy of Higher Education & Research, Shahapur, Belagavi - 590003 for information.
9. P.S to DG/PA to DDG, CCRAS, New Delhi for information
10. Ad.O. (A/c), CCRAS, New Delhi for information.
11. Dr. Pratap Makhija, A.D (Ay.), CCRAS, New Delhi for information.

31/11/2023

(Dr. Adarsh Kumar)
Assistant Director (Ay.)
For Director General

RABINARAYAN ACHARYA, DG-RA-CCRAS, O/o Director General for Approver info

Proforma for Bank Accounts details for SPARK

Full Name of the College: _____

Sl. No	Particulars	Details
1.	Institute/College Account Name (As per Bank Record)	
2.	Account Number	
3.	Bank Name	
4.	Branch Name	
5.	Complete address of Bank	
6.	Account type	Saving/Current/Other
7.	IFSC Code	
8.	MICR No.	
9.	PAN No.	
10.	GST No.	
11.	Telephone No./ Mobile No.	
12.	Email ID	

(Signature)

with Seal of the Principal/Director/ Dean/Registrar

File.No.HQ-RECT014/3/2022-IT

केन्द्रीय आयुर्वेदीय विज्ञान अनुसंधान परिषद्
आयुष मन्त्रालय, भारत सरकार
जवाहर लाल नेहरू भारतीय चिकित्सा एवं होम्योपैथी अनुसंधान भवन
61-65, संस्थागत क्षेत्र, जनकपुरी 'डी' ब्लाक, जनकपुरी, नई दिल्ली 110058
CENTRAL COUNCIL FOR RESEARCH IN AYURVEDIC SCIENCES
Ministry of AYUSH, Govt. of India
Jawahar Lal Nehru Bharitya Chikitsa Evam Homoeopathy Anusandhan Bhawan
61-65, Institutional Area, Opp. 'D' Block, Janakpuri, New Delhi-110058
EPBX
28525852, 28520501
28522524, 28525831
28525862, 28525883
28525897

E-F.No.HQ-RECT014/3/2022-IT/5977 Dated 01 FEB 2023

ORDER

Sanction of the Director General, CCRAS is hereby accorded for the award of studentship for the research proposals received from the following student(s) studying at **Shri B M Kankanawadi Ayurved Mahavidyalaya, Post Graduate Studies & Research Centre, KLE Academy of Higher Education & Research, Shahapur, Belagavi - 590003** under Studentship Programme for Ayurveda Research Ken (SPARK) for 2022-23 session as per following details:

Sl. No.	Name of the student	Year	Name of Guide	Title of the research proposal
1.	Srushti Pravin Nigade	1st	Dr. Swarda Uppin, Dept. of Kayachikitsa Rasayana evam Vajikarana	In silico study of Kapikacchu beeja (*Mucuna pruriens* L.) for its Vrushya karma in Erectile dysfunction
2.	Warghade Rutuja Naresh	1st	Dr. Rajeshwari V Kamat, Prof. Dept. of RSBK	Studying concept of Viruddha Ahara with Special Reference to DNA Fragmentation, Protein denaturation, Lactobacillus Inhibition test
3.	Galipally Om Shiva	4th	Dr. Giridhar Vedantam, Dept. of Dravyaguna	In-vitro study of the effect of selected vayastahapana drugs on cell senescence and cell cycle on dental pulp stem cells
4.	Naziya Zakir Hussain Chaudhary	4th	Dr. Shweta Yaragatti, Dept. of Dravyaguna	In-vitro evaluation of Piper betel leaf extract on areca nut induced genotoxicity

2. All enrolled students under SPARK 2022-23 shall follow the timeline available in "SPARK" website (i.e. https://spark.ccras.nic.in/) and shall have to submit their monthly progress report through e-mail (spark.ayu@ccras.nic.in) within the first week of next month.

3. CCRAS institutes may be approached by the guide/student for any technical guidance in formulation and execution of research proposals.

4. The value of the studentship will be Rs.25,000/- per month for two months duration (Total Rs.50,000/- only) and is meant to be a stipend for the student. The amount will be paid only after completion of research work and approval of final report on submission to CCRAS at given e-mail (spark.ayu@ccras.nic.in). Cost of research shall be borne by the concerned Institute/Ayurveda Medical College where research is conducted and the student is studying.

Cont.Pg.2

Dear Research students
All Guides
Sujata - Accounts
3/2/2023

DATE: 3/2/2023
INWARD NO.: 2408

5. A certificate will be issued and posted to the office of the concerned Principal/ Director/ Dean/ Registrar on satisfactory completion of the project and acceptance and approval of the final report by the competent authority.

6. Account details of the college account in the attached format are to be submitted along with the final report for e-transfer of the amount of Studentship.

31/11/2023

Encl.: As above.

(Dr. Adarsh Kumar)
Assistant Director (Ay.)
For Director General

To

Dr. Suhas Kumar Shetty
Principal
Shri B M Kankanawadi Ayurved Mahavidyalaya,
Post Graduate Studies & Research Centre,
KLE Academy of Higher Education & Research,
Shahapur, Belagavi – 590003

Copy to:

1. **Dr. Swarda Uppin,** Dept. of Kayachikitsa Rasayana evam Vajikarana, Shri B M Kankanawadi Ayurved Mahavidyalaya, Post Graduate Studies & Research Centre, KLE Academy of Higher Education & Research, Shahapur, Belagavi - 590003 for information.
2. **Dr. Rajeshwari V Kamat,** Prof. Dept. of RSBK, Shri B M Kankanawadi Ayurved Mahavidyalaya, Post Graduate Studies & Research Centre, KLE Academy of Higher Education & Research, Shahapur, Belagavi - 590003 for information.
3. **Dr. Giridhar Vedantam,** Dept. of Dravyaguna, Shri B M Kankanawadi Ayurved Mahavidyalaya, Post Graduate Studies & Research Centre, KLE Academy of Higher Education & Research, Shahapur, Belagavi - 590003 for information.
4. **Dr. Shweta Yaragatti,** Dept. of Dravyaguna, Shri B M Kankanawadi Ayurved Mahavidyalaya, Post Graduate Studies & Research Centre, KLE Academy of Higher Education & Research, Shahapur, Belagavi - 590003 for information.
5. **Srushti Pravin Nigade,** Shri B M Kankanawadi Ayurved Mahavidyalaya, Post Graduate Studies & Research Centre, KLE Academy of Higher Education & Research, Shahapur, Belagavi - 590003 for information.
6. **Warghade Rutuja Naresh,** Shri B M Kankanawadi Ayurved Mahavidyalaya, Post Graduate Studies & Research Centre, KLE Academy of Higher Education & Research, Shahapur, Belagavi - 590003 for information.
7. **Golipally Om Shiva,** Shri B M Kankanawadi Ayurved Mahavidyalaya, Post Graduate Studies & Research Centre, KLE Academy of Higher Education & Research, Shahapur, Belagavi - 590003 for information.
8. **Naziya Zakir Hussain Chaudhary,** Shri B M Kankanawadi Ayurved Mahavidyalaya, Post Graduate Studies & Research Centre, KLE Academy of Higher Education & Research, Shahapur, Belagavi - 590003 for information.
9. P.S to DG/PA to DDG, CCRAS, New Delhi for information
10. Ad.O. (A/c), CCRAS, New Delhi for information.
11. Dr. Pratap Makhija, A.D (Ay.), CCRAS, New Delhi for information.

31/11/2023

(Dr. Adarsh Kumar)
Assistant Director (Ay.)
For Director General

RABINARAYAN ACHARYA, DG-RA-CCRAS, O/o Director General for Approver info

Proforma for Bank Accounts details for SPARK

Full Name of the College: _____

Sl. No	Particulars	Details
1.	Institute/College Account Name (As per Bank Record)	
2.	Account Number	
3.	Bank Name	
4.	Branch Name	
5.	Complete address of Bank	
6.	Account type	Saving/Current/Other
7.	IFSC Code	
8.	MICR No.	
9.	PAN No.	
10.	GST No.	
11.	Telephone No./ Mobile No.	
12.	Email ID	

(Signature)

with Seal of the Principal/Director/ Dean/Registrar

भारतीय चिकित्सा पद्धति राष्ट्रीय आयोग
आयुष मंत्रालय, भारत सरकार
कार्यालयः 61-65, संस्थानिक क्षेत्र, जनकपुरी, डी-ब्लाक नई दिल्ली - 110058
National Commission for Indian System of Medicine
Ministry of Ayush, Govt. of India
Office: 61-65, Institutional Area, Janakpuri, D-Block, New Delhi - 110085

दूरभाष/Phone
अध्यक्ष/Chairman: 28525156
सचिव/Secretary: 28525847
कार्यालय/Office: 28525464
पंजीयन/Registration: 28522519
फैक्स/Fax: 28520878
www.ncismindia.org
secretary@ncismindia.org

क्रमांक/Ref. No.BOA/SYLLABUS/31/2/2022 दिनांक/Dated.24.01.2023

To,

Dr Ashok Patil
Professor
Karnataka Liberal Education University, Shri B.M. Kankanadi Ayurveda Mahavidyalaya,
Shahapur, Belgaum- 590003,
Karnataka
Email ID: drashu2727@gmail.com

Greetings from NCISM

NCISM is committed to quality education in Ayurveda. To bring transformation in Ayurveda education, NCISM successfully implemented Competency Based /Outcome Based Medical Education (CBME/OBME) for 1st Professional BAMS students. Now this is the time to develop CBME/OBME for Second Professional BAMS subjects.

With this background, NCISM is organising a workshop for 'Development of Syllabus for Second Professional BAMS subjects from 1st to 3rd February 2023.

You are requested to attend the workshop as a '**Expert'** for the above said workshop and to make available physically from 1stto 3rd February 2023. Please plan to arrive to the venue on 31st January 2023 (Tuesday) and to depart on 04th February 2023 (Saturday).

You will be provided economy air fare (tickets are to be booked from IRCTC or Airline websites only) or second AC train fare to and fro and accommodation during workshop.

Please bring laptop, and pendrive.

For further details please refer program schdeule copy enclosed along with this letter.

Dr B. S. Prasad
President, BoA, NCISM

Copy to:-

1. The Chairman, NCISM, New Delhi-110058
2. Director/Dean/Principal of respective college for information and to depute the faculty as on duty
3. Guard file

Dr B. S. Prasad
President, BoA, NCISM

ncism
प्राणाभिसरः प्राणायतनानाम्

भारतीय चिकित्सा पद्धति राष्ट्रीय आयोग
आयुष मंत्रालय, भारत सरकार
कार्यालय: 61-65, संस्थानिक क्षेत्र, जनकपुरी, डी.ब्लाक नई दिल्ली - 110058
National Commission for Indian System of Medicine
Ministry of AYUSH, Govt. of India
Office: 61-65, Institutional Area, Janakpuri, D-Block, New Delhi - 110058

दूरभाष/ Phone
अध्यक्ष / Chairman: 28525156
सचिव / Secretary: 28525847
कार्यालय /Office: 28525464
पंजीयन / Registration: 28522519
फैक्स / Fax: 28520878
www.ncismindia.org
secretary@ncismindia.org

क्रमांक/ **Ref. No. BOA/SYLLABUS/31/2/2022** दिनांक/ **Dated 03.02.2023**

CERTIFICATE

It is certified that **Dr. Ashok Patil, Professor**, Karnataka Liberal Education University, Shri B.M. Kankanadi Ayurveda Mahavidyalaya, Shahapur, Belgaum-590003, Karnataka has attended three days workshop on "Development of Syllabus for Second Professional BAMS Subjects" from 01.02.2023 to 03.02.2023 as a Member of Expert Committee for the subject Swasthavritta organized by NCISM at the office of IIT Delhi Sonipat Campus, SH 11, Khewra, Haryana.

3/2/23

Dr. B. S. Prasad
President, Board of Ayurveda
NCISM

Copy to: -

1. *Office copy*

06/02/2023 09:32

BOARD OF AYURVEDA
NATIONAL COMMISSION FOR INDIAN SYSTEM OF MEDICINE
NEW DELHI-110058

DEVELOPMENT OF SYLLABUS FOR
SECOND PROFESSIONAL BAMS SUBJECTS

NCISM is committed to quality education in Ayurveda. NCISM introduced several education reforms with aims to bring transformation in Ayurveda Education. Competency Based Medical Education (CBME)/ Outcome Based Medical Education (OBME) is one of such reforms. NCISM successfully implemented CBME/OBME for first professional BAMS subjects.

Now this is the time to develop CBME/OBME for Second Professional BAMS subjects.

To develop CBME/OBME, NCISM has constituted several committees. Identifying your expertise in the field, you have been included in the committee. Please expedite fullest of your knowledge, experience and contribute your innovative ideas in bringing out effective curriculum and syllabus for Second professional Subjects.

COMMITTEES FOR DEVELOPMENT OF SYLLABUS FOR SECOND PROFESSIONAL BAMS SUBJECTS

ADVISORY COMMITTEE:

Sr. No.	NAME & DESIGNATION	Contact No.	Email Id
1	Vaidya Jayant Deopujari, Chairman, NCISM	9422111159	chairman@ncismindia.org
2	Dr. B.S. Prasad, President, Board of Ayurveda, NCISM	9448569289	President.boa@ncismindia.org
3	Dr. Raghuram Bhatta U. President, Medical Assessment and Rating Board for Indian System of Medicine (MARBISM), NCISM	9342573427	President.marbism@ncismindia.org
4	Prof (Vaidya) Rakesh Sharma President ,Board of Ethics and Registration for Indian System of Medicine, NCISM	9814779242	President.berism@ncismindia.org
5	Dr. Tanuja Nesari, Director, All India Institute of Ayurveda, AIIA	9958817145	director@aiia.gov.in
6	Dr Ravinarayan Acharya, Director General, Central Council of Research in Ayurvedic Sciences, CCRAS	9924585855	dg-ccras@nic.in , drrnacharya@gmail.com
7	Dr Pradeep kumar Prajapati, Vice Chancellor, Dr Sarvepalli Radhakrishnan Rajasthan Ayurved University, Jodhpur	9818575845	prajapati.pradeep1@gmail.com
8	Professor(Dr.) Baldev Kumar, Vice Chancellor, Sri Krishna AYUSH University, Kurukshetra	9414238740	vc@skau.ac.in
9	Prof. Mita Kotecha, Pro Vice Chancellor, National Institute of Ayurveda Deemed to be University, Jaipur	9414078872	mita@ayu.in
10	Dr Pawan Kumar, Senior Technical Officer, World Health Organization (WHO)	9314502834	gpawankumar@rediffmail.com
11	Dr. Mitali Mukerji, Professor and Head of the Department of Bioscience and Bioengineering, Indian Institute of Technology Jodhpur, IIT Jodhpur	9811288052	mitali@iitj.ac.in
12	Dr. Viswajanani Sattigeri, Head CSIR-Traditional Knowledge Digital Library Unit, Delhi	9818038495	Viswajanani.sattigeri@csir.res.in

Core Committee:

Sr. No.	Name	Designation	Organisation	Contact no.	Email Id
1.	Vaidya Jayant Deopujari	Chairman	National Commission for Indian System of Medicine, New Delhi	9422111159	chairman@ncismindia.org
2.	Dr. B.S. Prasad	President	Board of Ayurveda, National Commission for Indian System of Medicine, New Delhi	9448569289	President.boa@ncismindia.org
3.	Dr. Atul Babu Varshney	Member	Board of Ayurveda, National Commission for Indian System of Medicine, New Delhi	9412196846	atul.nidan@gmail.com
4.	Dr Mohan Joshi, Professor	Chief Coordinator	Professor Tilak Ayurved Mahavidyalaya, Pune, Maharashtra	9822435536	manvantar@gmail.com
5.	Dr Shweta Telang-Chaudhari	Co-coordinator (Second Professional Subjects)	Associate Professor Maharashtra Health Science University, Mhasrul, Vani Dindori Road, Nashik -422004,	8600300834	drshwetatelang@gmail.com

EXPERT COMMITTEES (Subject - wise):

Rasashastra & Bhaishajyakalpana (AyUG-RB)						
1.	Chairman	Dr Rajeswari Kamath	Professor	KLEU Shri. BMK Ayurveda Mahavidyalaya Belgaum	9449107481	drrajeshwarikamat@gmail.com
2.	Course Coordinator	Dr. Vinamra Sharma	Associate Professor	Guru Gorakshnath Institute of Medical Sciences	7985098174	dr.vinamrasharma@gmail.com
3.	Facilitator: (HSET Expert)	Dr. Yogeeni Patil	Associate Professor	Tilak Ayurved Mahavidyalaya , Maharashtra, Pune	9011738639	yogineep370@gmail.com
4.	Member	Dr Raman Belge	Professor	Shri Ayurved Mahavidyalaya, Maharashtra, Nagpur	9822879010	ramanbelge@gmail.com
5.	Member	Dr. Raghuveer	Professor	Ashwini Educational Associations Ayurved Medical College & PG Centre, Karnataka	9945872608	drraghuveer07@gmail.com
6.	Member	Dr Rajesh Barvalia	Professor	Govt. AkhandanandAyurved College & Hospital, Gujarat, Ahmadabad	9427977994	aghooree_2@yahoo.com
7.	Member	Dr Govindsahay Shukla	Professor	University College of Ayurved, DSRR Ayurveda University, Jodhpur, Rajasthan	8769058254	dr.govindshukla@yahoo.com
8.	Member	Dr. Himangshu Baruah	Assistant Professor	North Eastern Institute of Ayurveda & Homoeopathy (NEIAH), Meghalaya, Shillong	8794748821	drhimangshubarua44@gmail.com

Dravyaguna (AyUG-DG)						
1.	Chairman	Dr Yogini Kulkarni	Professor	Pune District Education Associations, College of Ayurveda & Research Centre, Nigdi, Pune-411 044.	9822419089	dryoginik01@gmail.com
2.	Course Coordinator	Dr. Manjunath Ajanal	Associate Professor	Rajiv Gandhi Education Society Ayurvedic college, Karnataka	9036616510	manju.ajanal@gmail.com
3.	Facilitator: (HSET Expert)	Dr Pramod Khobragade	Professor	Datta Meghe Ayurvedic Medical College, Hospital & Research Center, Maharashtra, Nagpur	9552545347	pdkhobra@gmail.com
4.	Member	Dr TG Vinod Kumar	Sr. Scientist	Jawaharlal Nehru Tropical Botanic Garden & Research Institute Palode, Thiruvananthapuram, Kerala, India (JNTBJRI)	9446486457	vaidyavinodkumar@gmail.com
5.	Member	Dr Prasanna Savanur	Professor	Faculty of Indian Medical System, SGT University, Haryana, GuruGram	9448594663	prasanna.savanur@gmail.com
6.	Member	Dr Prakash Hegde	Professor	Sri Dharmathala Manjunatheshwara College of Ayurveda & Hospital, Karnataka, Hassan	9448227115	drprakashhegde@yahoo.com
7.	Member	Dr. Rajesh Sharma	Associate Professor	Government Ayurvedic Medical College, Akhnoor , Jammu and Kashmir	9419175762	dr.rajesh@gmail.com
8.	Member	Dr. OM Prakash Rout	Associate Professor	Shri Narayan Prasad Awasthi Government Ayurved College, Chhattisgarh, Raipur	9479063700	omprakashrout2000@gmail.com

Roganidana (AyUG-RN)						
1.	Chairman	Dr Anand More	Professor	All India Institute of Ayurveda, New Delhi	9422025732	drmoreanand@gmail.com
2.	Course Coordinator	Dr Jai Kini	Associate Professor	Y.M.T. Ayurvedic Medical College And Hospital, Maharashtra, Navi Mumbai	9869046901	vd.jaikini@gmail.com
3.	Facilitator: (HSET Expert)	Dr Manjiri Deshpande	Professor	Tilak Ayurved Mahavidyalaya, Pune, Maharashtra	9960081113	drmanjirideshpande24@gmail.com
4.	Member	Dr Deepti Mehta Parashar	Professor	Shri Krishna Govt. Ayurvedic College & Hospital, Haryana, Kurukshetra	9468319931	DRDEEPTIAMEHTA@YMAIL.COM
5.	Member	Dr. Ch. Srikrishna	Associate Professor	Dr. BRKR Govt. Ayurveda College, Hyderabad, Telangana	9299252848	drsrikrishna19@gmail.com
6.	Member	Dr. Prasanna Mogasale	Associate Professor	Sri Dharmasthala Manjunatheshwara College of Ayurveda, Karnataka, Udupi	9845212813	pnmogasale73@gmail.com
7.	Member	Nithin krishnan R R.	Associate Professor	Faculty of Indian Medical System, SGT University, Haryana	9620300103	nithinkris1989@gmail.com
8.	Member	Dr Umesh Sapra	Assistant Professor	Chaudhary Brahm Prakesh Charak Ayurved Sansthan, New Delhi	8588943505	umeshsapra123@gmail.com

Agada Tantra (AyUG-AT)						
1.	Chairman	Dr Benil	Professor	Vaidyaratnam P.S. Varier Ayurveda College, Kottakkal, Kerala	9037570955	drbinil_ay@yahoo.co.in
2.	Course Coordinator	Dr Shivanand Patil	Associate Professor	All India Institute of Ayurveda, Goa	9663064333	drshivanandbk@gmail.com
3.	Facilitator: (HSET Expert)	Dr. Sonali Chalakh	Professor	Mahatma Gandhi Ayurved College, Hospital & Research Centre	9850366073	spchalakh@gmail.com
4.	Member	Dr Shobha Bhat	Professor	Faculty of Ayurveda, IMS, BHU, Varanasi,Uttar Pradesh	9482487321	drbhatshobha@gmail.com
5.	Member	Dr Mahesh Savalgimath	Associate Professor	KLEU Shri.BMK Ayurveda Mahavidyalaya Belgaum	9845430626	mybhoomi@gmail.com
6.	Member	Dr Kiran Nimbalkar R	Associate Professor	Ayurved& Unani Tibbia College and Hospital, Delhi	8588875234	raynim2012@gmail.com
7.	Member	Dr. Sharad Porte	Associate Professor	National Institute of Ayurved, Rajasthan, Jaipur	8764038642	portesmdr@gmail.com
8.	Member	Dr. Ankur Mishra	Assistant Professor	M tgai Bhago Ayurvedic Medical College for Women, Punjab	9456567261	ankur.ayurveda1902@gmail.com

Samhita Adhyayana-2 (AyUG-SA2)						
1.	Chairman	Dr Vinod Kumar	Professor	Vaidyaratnam P.S. Varier Ayurveda College, Kottakkal	9447270848	ayurvin@gmail.com
2.	Course Coordinator	Dr. Sharad kumar M	Assistant Professor	SindagiShantaveereshwar Ayurvedic Medical College Hospital	8762242151	msharadkumar@gmail.com
3.	Facilitator: (HSET Expert)	Dr. Sumith Kumar M	Associate Professor	Guru Gorakshnath Institute of Medical Sciences	9995635703	drsumith@gmail.com
4.	Member	Dr. Baba Patil	Professor	RJVS Bhaisaheb Sawant Ayurved Mahavidyalaya	8485856629	drbabasahebpatil@gmail.com
5.	Member	Dr Santosh Nair	Associate Professor	Chaudhary Brahm Prakesh Charak Ayurved Sansthan	9891960525	santhoshsrnair@hotmail.com
6.	Member	Dr Venkata shivudu Kurma	Associate Professor	Sri Venkateswara Ayurvedic College	9441219398	kvenkatshivudu@gmail.com
7.	Member	Dr. Savita Sajjan	Associate Professor	Ayurved Mahavidyalaya & Hospital, Karnataka, Hubballi	9481211799	drsavitasajjan@gmail.com
8.	Member	Dr Sashirekha	Associate Professor	Faculty of Ayurveda Institute of Medical Science Banaras Hindu University	9342138999	dr.shashirekha10@gmail.com

Swasthavritta (AyUG-SW)						
1.	Chairman	Dr. P Sudhakar Reddy	Professor	JSS Ayurveda Medical College, Karnataka	9916483919	drpsreddy05@yahoo.com
2.	Course Coordinator	Dr Kashinath Samagandi	Associate Professor	National Institute of Ayurved, Rajasthan	7877444353	kashisri@gmail.com
3.	Facilitator: (HSET Expert)	Dr Prasad Deshpande	Associate Professor	Government Ayurved College, Vazirabad, Nanded, Maharashtra	9822828544	prasadprakashdeshpande@gmail.com
4.	Member	Dr Jayan D	Professor	Govt. Ayurveda College Tripunithura	9447104383 8075726169	Dr.jayan.d@gmail.com
5.	Member	Dr Ashok Patil	Professor	KLEU Shri.BMK Ayurveda Mahavidyalaya Belgaum	9972583954	drashu2727@gmail.com
6.	Member	Dr Mihir Hajarnavis	Professor	Tilak AyurvedMahavidyalaya ,Maharashtra	9422331060	mihirhajarnavis@gmail.com
7.	Member	Dr Unnikrishnan	Professor	Chaudhary BrahmPrakeshCharakAyurvedSansthan , Delhi	9540265445	drunnikrishnans@gmail.com
8.	Member	Dr Shivakumar Harti	Associate Professor	All India Institute of Ayurveda, New Delhi	9611275434	shivakumarsharti@gmail.com

Technical and Support Team:-

Sr. No.	Designation	Name	Contact no.	Email Id
1.	Technical Expert	Mr. Nitin Rewankar	8880685231	nprevankar@gmail.com
2.	Technical Expert, NCISM	Mr. Ravi Lohia, I.T	9911844171	ravikumarlohia.786@gmail.com
3.	Consultant, Board of Ayurveda	Dr. Pallavi Nimbalkar	9818045914	cur.imp@ncismindia.org
4.	JTO, Board of Ayurveda	Dr. Mallika Jandara		
5.	JTO, Board of Ayurveda	DR. Upma Yadav		
6.	Office Assistant	Ms. Janki		
7.	Office Assistant	Mrs. Rachana Sundriyal		
8.	Office Assistant	Mr. Rakesh		
9.	Office Assistant	Mr. Deepak Sharma		
10.	Office Assistant	Mrs. Sunita		
11.	Multi Tasking Staff	Mr. Dipendra		

Ayurved Seva Sangh

AYURVED MAHAVIDYALAYA

Ganeshwadi, Panchvati, Nashik 422003 (Maharashtra) Website : https://ayurvedcollege.in/

Continuing Medical Education Programme 2022-23 For Teachers in Swasthavritta

Sponsored By

Ministry Of AYUSH, Govt. Of India

RAV Sanction No.- 65-267/RAV/2022-23/CME(CAN) Sanction Date – 01/11/2022)

Organized By

Department of SWASTHAVRITTA

CERTIFICATE OF PARTICIPATION

This is to certify that **Dr. Sanjeev S. Tonni, Associate Professor & HOD, KAHER's (KLE Deemed-to-be University)Shri.B M Kankanawadi Ayurveda Mahavidyalay & Hospital, Belgaum Karnataka,** has Participated as a **Resource person** on 20th Jan. 2023 in Continuing Medical Education Program for Teachers in SWASTHAVRITTA held at **Ayurved Seva Sangh Ayurved Mahavidyalaya, Nashik**. From 16th to 21st January 2023.

Organizing Secretary
Dr. Abhay Kulkarni
H.O.D. & Professor
Dept. Of Swasthavritta

Principal
Vd. V. R. Sonambekar,
M.S. (Ayu)
Ayurved Seva Sangh's
Ayurved Mahavidyalaya, Nashik

राष्ट्रीय आयुर्वेद संस्थान

मानद विश्वविद्यालय (डी–नोवो)
(आयुष मंत्रालय, भारत सरकार)

NATIONAL INSTITUTE OF AYURVEDA

Deemed to be University (de-novo)
(Ministry of AYUSH, Govt. of India)

Date: 25/2/2023

International Conference on Ayurvedic Pharmaceutical Science
(ICAPS 2023)

Dr. R.S. Hiremath, Professor was awarded with **Best paper** for the Theme of **Nanotechnology and its Relevance in Rasoushadhis (Herbomineral)** in the ICAPS-2023 organized by Department of Rasa Shastra & Bhaishajya Kalpana, National Institute of Ayurveda-Deemed to be University.

25.2.23.
Organizing secretary ICAPS-2023


मानद विश्वविद्यालय
DEEMED TO BE UNIVERSITY
ICAPS 2023
International Conference on
Ayurvedic Pharmaceutical Sciences
23-25 February 2023
National Institute of Ayurveda
Deemed to be University (Denovo)
Jaipur, Rajasthan
BEST PAPER AWARD
Dr.R.S.HIREMATH

Azadi Ka Amrit Mahotsav

G20 भारत 2023 INDIA

Ministry of Ayush
Government of India

NATIONAL INSTITUTE OF AYURVEDA

Deemed to be University *(De-novo)*, Ministry of Ayush, Govt. of India, Jaipur, Rajasthan

CERTIFICATE

OF PARTICIPATION

International Conference on Ayurvedic Pharmaceutical Sciences

ICAPS 2023

23-25 FEBRUARY 2023

This is to certify that Prof./Dr./Mr./Mrs./Miss

DR. R.S. HIREMATH

has participated in the conference as Organiser/Resource Person/Delegate.

Organized by

Department of Rasashastra & Bhaishajya Kalpana.

Prof. Anupam Srivastava
Organizing Secretary

Prof. Mita Kotecha
Chairperson

Prof. Sanjeev Sharma
Chairperson

अखिल भारतीय आयुर्वेद संस्थान, गोवा

ALL INDIA INSTITUTE OF AYURVEDA, GOA

Satellite institute of All India Institute of Ayurveda, New Delhi

(आयुष मंत्रालय, भारत सरकार के अंतर्गत स्वायत्त संस्थान)

(An Autonomous Organization under the ministry of AYUSH, Govt. of India)

Certificate of Appreciation

We are thankful to

Prof. Dr. Suhas Kumar Shetty

To Acknowledge his contribution as Guest Speaker on topic entitled

Motivational Lecture & Role of Mentoring

As part of the Transitional Cirriculum of First Year BAMS 2022-23 batch

20th February to 9th March 2023

Prof. Dr. Kalpana Sathe	***Prof. Dr. Sujata Kadam***	***Prof. Dr. Tanuja Manoj Nesari***
	Dean	*Director*

DBAET'S

SBG AYURVEDIC MEDICAL COLLEGE & HOSPITAL, BELAGAVI

SBGAMCH
आयुर्वेदोऽमृतानाम्

(Recognized by NCISM, Ministry of Ayush, Govt. of India, Govt of Karnataka)
(Affiliated to Rajiv Gandhi University Of Health Sciences, Bengaluru)

ncism
प्राणाभिसरः प्राणायतनानाम्
National Commission for Indian System of Medicine

Transitional Curriculum 2022-23

Certificate of Appreciation

This is to certify Dr. Sanjeev. S. Tonni. MD(AYU)(PhD) M.Sc. PGDYS.

was a **RESOURCE PERSON** for Transitional curriculum of I year BAMS 2022-23 batch at DBAET'S SBG Ayurvedic Medical College & Hospital, Belagavi organized from 13/03/2023 to 30/03/2023.

Dr ROOPA HOSAMATH M.D. (Ayu.)	Dr. Adivesh Arakeri M.D. (Ayu.)	Dr. S. V. Gaddihallishetty B.S.A.M.
ORGANISING SECRETORY	VICE-PRINCIPAL	PRINCIPAL

Independent Research Ethics Society

आयुष समृद्धि अंतर्राष्ट्रीय सम्भाषा श्रृंखला

HAR DIN GHAR ayurveda

Mission supported by:

IIIRES

MP MED PHARMA C.R.O.

INTERNATIONAL INTERDISCIPLINARY INSTITUTE for RESEARCH EDUCATION and SKILLS

AYUSH SAMRIDDHI

International Webinar Series

Azadi Ka Amrit Mahotsav

644

AUTISM: Best Care

ACCEPT • UNDERSTAND • LOVE
WORLD AUTISM AWARENESS DAY



Dr. Suhas Shetty
Principal
KLE Shri BMK Ayurveda Mahavidyalaya
BELAGAVI



Dr.Ashwini Kr Dwivedi
Professor & HOD
SKRP Gujrati Homeo Med College
Founder – Advanced Homeo Medical Research Pvt Ltd
INDORE

Maximum International Webinars Conducted on You tube by an Individual in 2.1 years

Convener & Host



Prof. Pawan Kr. Sharma
BHOPAL

Welcome Blessings



Prof. Bishnu P. Sharma
GUWAHATI

Valedictory Blessings



Prof. Vineet Kr. Agnihotri
HARIDWAR

WORLD Autism Awareness Day • April 2 •

हर घर हर दिन आयुर्वेद

2 APRIL 23 from 8 pm IST

ayushsamriddhiires@gmail.com
Kutumb
Independent Research Ethics Society

YouTube Live
Google Play
iires.com
ieccrindia.com


GPS Map Camera
Rumewadi, Karnataka, India
JGJ3+88X, Rumewadi, Karnataka 591302, India
Lat 15.630554°
Long 74.503261°
03/04/23 11:21 AM GMT +05:30
Google

SGT UNIVERSITY

SHREE GURU GOBIND SINGH TRICENTENARY UNIVERSITY
(UGC & AICTE Approved) Gurugram, Delhi-NCR

S.No: SGTU/...317..../2023

Certificate of Appreciation

Presented to

Prof./ Dr. **Mahesh P Savalagimath**

In grateful recognition for their invaluable contribution as a **Resource Person**

in the **Webinar** on the theme

"अ" गदयाअगदतन्त्रं

Organized by the Dept. of Agadatantra Evum Vidhivaidyaka,

Held at the Faculty of Indian Medical System,

SGT University, On 5th April 2023.

Prof. Dr. Prasanna V. Savanur
Dean, FIMS
SGT University

Dr. Ashish Mishra
HOD
SGT University

AYURYOGA®
INTERNATIONAL RETREAT & RESEARCH CENTRE

ASSOCIATION OF AYURVEDIC PHYSICIANS MAURITIUS

FREE WEBINAR ON

World Health Day special

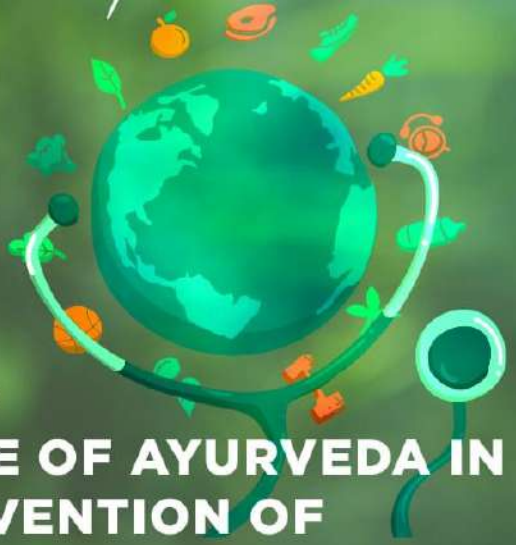



TOPIC:

ROLE OF AYURVEDA IN PREVENTION OF DIABETES MELLITUS

ON APRIL 8th SATURDAY 2023

TIME : MAURITIUS 5.30 PM | INDIAN TIME : 7 PM

LIVE YouTube

PLATFORM : GOOGLE MEET | FACEBOOK | YOUTUBE

REGISTER NOW

Dr. Arun Chougale

HoD of Dravya Guna Vigyana
KAHER's Shri B.M Kankanawadi
Ayurveda Mahavidyalaya Belgaum, India

T : +230-58074009, 4895332

॥ ಓಂ ಶ್ರೀ ಗುರುಬಸವಲಿಂಗಾಯ ನಮ: ॥

ಬಸವಕೇಂದ್ರ ಲೋಕಾಪೂರ

ವೆಂಕಟಾಪೂರ



2023 ನೇ ಸಾಲಿನ

"ಬಸವ ಭೂಷಣ" ಪ್ರಶಸ್ತಿ



ದೇಹದಾನ ಜಾಗೃತಿದಾನಿ ತನ್ನ ತಂದೆಯ ಮೃತ ದೇಹ ಛೇದನ ಮಾಡಿ
ವೈದ್ಯಕೀಯ ಇತಿಹಾಸ ಸೃಷ್ಟಿಸಿದವರು.

ಶರಣ ಶ್ರೀ ಡಾ॥ ಮಹಾಂತೇಶ ರಾಮಣ್ಣವರ. ಎಮ್.ಡಿ (ಎ.ವಾಯ್.ಯು),ಪಿಎಚ್.ಡಿ
ಮುಖ್ಯಸ್ಥರು ಹಾಗೂ ಪ್ರಾಧ್ಯಾಪಕರು ಶರೀರ ರಚನ ವಿಭಾಗ ಕೆ.ಎಲ್.ಇ
ಶ್ರೀ ಬಿ.ಎಂ.ಕೆ ಆಯುರ್ವೇದ ಮಹಾವಿದ್ಯಾಲಯ ಬೆಳಗಾವಿ ಹಾಗೂ ಕಾರ್ಯದರ್ಶಿ
ಡಾ॥ ರಾಮಣ್ಣವರ ಚಾರಿಟೇಬಲ್ ಟ್ರಸ್ಟ್ ಬೈಲಹೊಂಗಲ

ಇವರಿಗೆ ಸಾಮಾಜಿಕ ಹಾಗೂ ಧಾರ್ಮಿಕ ಕ್ಷೇತ್ರದಲ್ಲಿ ಅಪಾರ ಸೇವೆಸಲ್ಲಿಸಿದ್ದಕ್ಕಾಗಿ
"ಬಸವ ಭೂಷಣ" ಪ್ರಸಸ್ತಿ ನೀಡಲಾಗಿದೆ.

ಬಸವ ಜಯಂತಿ ಉತ್ಸವ 2023

ಅಧ್ಯಕ್ಷರು ಹಾಗೂ ಸರ್ವಸದಸ್ಯರು ಬಸವ ಕೇಂದ್ರ ಲೋಕಾಪೂರ (ವೆಂಕಟಾಪೂರ)
ಹಾಗೂ ಬೊಡಾಪೂರ ಗ್ರಾಮದ ಗುರು ಹಿರಿಯರು

ಕಾರ್ಯದರ್ಶಿ
ಶ್ರೀ ಎಚ್ ಆಯ್ ಬುದ್ನಿ

ಅಧ್ಯಕ್ಷರು
ಶ್ರೀ ಎಂ ಐ ವಿರಕ್ತಮಠ

AYURVEDA DRUG DOSAGE

MADE EASY FOR BEGINNERS

(For Clinical Practice in Kaumarbhritya, Kayachikitsa & Prasuti)



Dr. Chidanand Kalburgi
Editors

Dr. Aziz Arbar
Dr. Basavaraj Tubaki
Dr. Veena Tonni
Dr. Girija Sanikop

CHAUKHAMBHA ORIENTALIA

AYURVEDA DRUG DOSAGE

MADE EASY FOR BEGINNERS

(For Clinical Practice in Kaumarbhritya, Kayachikitsa & Prasuti)



Dr. Chidanand Kalburgi
Editors

Dr. Aziz Arbar
Dr. Basavaraj Tubaki
Dr. Veena Tonni
Dr. Girija Sanikop

CHAUKHAMBHA ORIENTALIA

AYURVEDA DRUG DOSAGE

MADE EASY FOR BEGINNERS

(For Clinical Practice in Kaumarbhritya, Kayachikitsa & Prasuti)



Dr. Chidanand Kalburgi
Editors

Dr. Aziz Arbar
Dr. Basavaraj Tubaki
Dr. Veena Tonni
Dr. Girija Sanikop

CHAUKHAMBHA ORIENTALIA

AYURVEDA DRUG DOSAGE

MADE EASY FOR BEGINNERS

(For Clinical Practice in Kaumarbhritya, Kayachikitsa & Prasuti)



Dr. Chidanand Kalburgi
Editors

Dr. Aziz Arbar
Dr. Basavaraj Tubaki
Dr. Veena Tonni
Dr. Girija Sanikop

CHAUKHAMBHA ORIENTALIA

All India Dieticians

ID No.- 1033

Dr.Sanjeev Tonni

Member

BELGAUM, KARNATAKA

K.S.G.D.W.E. Federation's ®

SANJEEVINI AYURVEDA MEDICAL COLLEGE AND HOSPITAL

(Approved by CCIM, New Delhi, Recognized by the Department of AYUSH &
Affiliated by Rajiv Gandhi University of Health Sciences, Karnataka, Bengaluru)
"Vishwashrama Chetana", Dr. K. S. Sharma Campus, Basaveshwar Nagar, Gokul Road,
Hubballi – 580030 (Karnataka) Contact: (0836) 4259709, +91 9448375747, +91 9535733487
E-mail – sanjeevinisamch@gmail.com, Web – www.samchhubballi.org

SAMCH/2022-23

02.06.2023

To,
Dr. Usharani Sanu
Associate Professor
Department of Kriya Shareera
KLE's BMK Ayurveda Mahavidyalaya, Belgaum.

Dear Madam/Sir,

Warm greetings from Sanjeevini Ayurveda Medical College Hubballi.

I am happy to invite you as Resource Person to deliver **GUEST LECTURE ON ASTAVIDHA PAREEKSHA W.S.R. NADI PARIKSHA ON THE EVE OF LATE DR. B. S. PATIL MEMORIAL LECTURE SERIES** on 03-06-2023 at 2.00 pm.

Kindly accept our invitation and grace the occasion.

With Regards,

Thanking you,

Dr. C. C. Hiremath
PRINCIPAL,
Sanjeevini Ayurveda Medical College & Hospital
K.S.Sharma Campus, Gokul Road,
HUBLI - 580 030

Permitted
2/6/2023

भारतीय चिकित्सा पद्धति राष्ट्रीय आयोग
आयुष मंत्रालय, भारत सरकार
कार्यालय: 61-65, संस्थानिक क्षेत्र, जनकपुरी,डी.ब्लाक नई दिल्ली -110058
National Commission for Indian System of Medicine
Ministry of Ayush, Govt. of India
OFFICE: 61-65, INSTITUTIONAL AREA, JANAKPURI, D-BLOCK NEW DELHI-110058

ncism
प्राणाभिसरः प्राणायतनानाम्

दूरभाष/ Phone
सभापति / Chairman: 28525156
सचिव / Secretary: 28525847
कार्यालय /Office: 28525464
पंजीयन / Registration: 28522519
फैक्स / Fax: 28520878
www.ncismindia.org
secretary@ncismindia.org

क्रमांक/Ref. No.-26-75/2023- Ay (Visitation). दिनांक/Dated: 04.05.2023

VTC:084

3. Name of the Visitor (Observer) at NCISM office, New Delhi

Dr. Azizahmed Arbar (AYKB00004),
Karnataka Liberal Education University, Shri B.M. Kankanadi Ayurveda Mahavidyalaya, Shahapur, Belgaum- 590003, Karnataka
E-mail ID:- azizarbar@gmail.com
Contact No.- 9844532113

Subject:- Visitation of the existing ASUS colleges under 13C of IMCC Act, 1970/ section 28 of NCISM Act, 2020 and relevant regulations there under for the academic session 2023-24 via hybrid mode - regarding.

Sir/Madam,

With reference to the subject mentioned above, I am directed to inform you that, in pursuance of the provisions of National Commission for Indian System of Medicine Act, 2020, the Indian Medicine Central Council Act, 1970 (48 of 1970) has been repealed with effect from the 11th day of June, 2021. With effect from the said date, the Central Council of Indian Medicine constituted under sub-section (1) of section 3 of the Indian Medicine Central Council Act, 1970 (48 of 1970) has been dissolved. Further as per regulation 59 (2) of The National Commission for Indian System of Medicine Act, 2020 Medical standards, requirements and other provisions of the Indian Medicine Central Council Act, 1970 and the rules and regulations made thereunder shall continue to be in force and operate till new standards or requirements are specified under this Act or the rules and regulations made thereunder.

You have been appointed as observer/visitor to undertake visitation of the ASUS Colleges on the date indicated against it to assess the available facilities of teaching, practical training and functionality of hospital in respect of the proposal of the college in view of relevant regulations in force, physically.

Date of Visitation	Purpose of Visitation
09th and 10th May, 2023	**Visitation of the existing ASUS colleges under 13C of IMCC Act, 1970/ section 28 of NCISM Act, 2020 and relevant regulations there under for the academic session 2023-24 via hybrid mode - regarding.**

The Part-I visitation proforma received from the college through email will be forwarded to you, on the day of visitation to verify the information furnished by the college.

Therefore, you are requested to visit the college through virtual mode and submit Part-II to the President, Medical Assessment and Rating Board for Indian System of Medicine, NCISM, New Delhi through email i.e. ***president.marbism@ncismindia.org***

Kindly submit your claim of TA/DA to NCISM within 60 days otherwise the same will be treated as forfeited. The airfare of economy class will be permissible as per rule and the tickets should be booked through the official website of Airline Company. It is preferable not to book the air tickets through agents. For travel by Train 2AC fare will be permissible. The lodging (Hotel) also is to be booked by you and which will be reimbursed as per the rate of RS. 4,500/- per day or actual on producing the bill.

Note:-
1. **Visitor 1 and 2 will be visiting physically and visitor 3 (observer) will be visiting (observing) the ongoing visitation virtually from NCISM office. Please book your travelling tickets and taxi accordingly to the nearest Airport/ Railway station.**
2. **The Visitor/Observer at NCISM Office will be filling the Part- II visitor's proforma and the final declaration should be submitted by all the 03 visitors by joining with their individual login credentials.**

Enclosures: As above

डॉ. रघुराम भट्ट
Dr. Raghurama Bhatta U.
अध्यक्ष, म.मू.प. चिकित्सा आकलन और रेटिंग बोर्ड
President, Medical Assessment and Rating Board
भारतीय चिकित्सा पद्धति राष्ट्रीय आयोग
National Commission for Indian System of Medicine
नई दिल्ली/New Delhi-110058

(Dr. Raghurama Bhatta U.)
President, Medical Assessment and Rating Board for Indian System of Medicine (NCISM)

Copy to:
1. Chairperson, National Commission for Indian System of Medicine.
2. Guard file.

(Dr. Raghurama Bhatta U.)
President, Medical Assessment and Rating Board for Indian System of Medicine (NCISM)

Azadi Ka Amrit Mahotsav

भारतीय चिकित्सा पद्धति राष्ट्रीय आयोग

आयुष मंत्रालय, भारत सरकार

कार्यालय: 61-65, संस्थानिक क्षेत्र, जनकपुरी,डी.ब्लाक नई दिल्ली -110058

National Commission for Indian System of Medicine

Ministry of Ayush, Govt. of India

OFFICE: 61-65, INSTITUTIONAL AREA, JANAKPURI, D-BLOCK NEW DELHI-110058

प्राणाभिसरः प्राणायतनानाम्

दूरभाष/ Phone
सभापति / Chairman: 28525156
सचिव / Secretary: 28525847
कार्यालय /Office: 28525464
पंजीयन / Registration: 28522519
फैक्स / Fax: 28520878
www.ncismindia.org
secretary@ncismindia.org

क्रमांक/Ref. No.-26-75/2023- Ay (Visitation). **दिनांक/Dated: 12.05.2023**

VTC:176

3. Name of the Visitor (Observer) at NCISM office, New Delhi

Dr. Azizahmed Arbar (AYKB00004),
Karnataka Liberal Education University, Shri B.M. Kankanadi Ayurveda Mahavidyalaya, Shahapur, Belgaum- 590003, Karnataka
E-mail ID:- azizarbar@gmail.com
Contact No.- 9844532113

Subject:- Visitation of the existing ASUS colleges under 13C of IMCC Act, 1970/ section 28 of NCISM Act, 2020 and relevant regulations there under for the academic session 2023-24 via hybrid mode - regarding.

Sir/Madam,

With reference to the subject mentioned above, I am directed to inform you that, in pursuance of the provisions of National Commission for Indian System of Medicine Act, 2020, the Indian Medicine Central Council Act, 1970 (48 of 1970) has been repealed with effect from the 11th day of June, 2021. With effect from the said date, the Central Council of Indian Medicine constituted under sub-section (1) of section 3 of the Indian Medicine Central Council Act, 1970 (48 of 1970) has been dissolved. Further as per regulation 59 (2) of The National Commission for Indian System of Medicine Act, 2020 Medical standards, requirements and other provisions of the Indian Medicine Central Council Act, 1970 and the rules and regulations made thereunder shall continue to be in force and operate till new standards or requirements are specified under this Act or the rules and regulations made thereunder.

You have been appointed as observer/visitor to undertake visitation of the ASUS Colleges on the date indicated against it to assess the available facilities of teaching, practical training and functionality of hospital in respect of the proposal of the college in view of relevant regulations in force, physically.

Date of Visitation	Purpose of Visitation
15th and 16th May, 2023	**Visitation of the existing ASUS colleges under 13C of IMCC Act, 1970/ section 28 of NCISM Act, 2020 and relevant regulations there under for the academic session 2023-24 via hybrid mode - regarding.**

The Part-I visitation proforma received from the college through email will be forwarded to you, on the day of visitation to verify the information furnished by the college.

Therefore, you are requested to visit the college through virtual mode and submit Part-II to the President, Medical Assessment and Rating Board for Indian System of Medicine, NCISM, New Delhi through email i.e. ***president.marbism@ncismindia.org***

Kindly submit your claim of TA/DA to NCISM within 60 days otherwise the same will be treated as forfeited. The airfare of economy class will be permissible as per rule and the tickets should be booked through the official website of Airline Company. It is preferable not to book the air tickets through agents. For travel by Train 2AC fare will be permissible. The lodging (Hotel) also is to be booked by you and which will be reimbursed as per the rate of RS. 4,500/- per day or actual on producing the bill.

Note:-

1. **Visitor 1 and 2 will be visiting physically and visitor 3 (observer) will be visiting (observing) the ongoing visitation virtually from NCISM office. Please book your travelling tickets and taxi accordingly to the nearest Airport/ Railway station.**
2. **The Visitor/Observer at NCISM Office will be filling the Part- II visitor's proforma and the final declaration should be submitted by all the 03 visitors by joining with their individual login credentials.**

Enclosures: As above

(Dr. Raghurama Bhatta U.)
President, Medical Assessment and Rating Board for Indian System of Medicine
(NCISM)

Copy to:

1. Chairperson, National Commission for Indian System of Medicine.
2. Guard file.

Dr. Raghurama Bhatta U.
अध्यक्ष, भा.चि.प. चिकित्सा आकलन और रेटिंग बोर्ड
President, Medical Assessment and Rating Board for I.S.M.
भारतीय चिकित्सा पद्धति राष्ट्रीय आयोग
National Commission for Indian System of Medicine
नई दिल्ली/New Delhi-110058

(Dr. Raghurama Bhatta U.)
President, Medical Assessment and Rating Board for Indian System of Medicine
(NCISM)

Azadi Ka Amrit Mahotsav

भारतीय चिकित्सा पद्धति राष्ट्रीय आयोग
आयुष मंत्रालय, भारत सरकार
कार्यालय: 61-65, संस्थानिक क्षेत्र, जनकपुरी,डी.ब्लाक नई दिल्ली 110058
National Commission for Indian System of Medicine
Ministry of Ayush, Govt. of India
OFFICE: 61-65, INSTITUTIONAL AREA, JANAKPURI, D-BLOCK NEW DELHI-110058

प्राणाभिसरः प्राणायतनानाम्

दूरभाष/ Phone
सभापति / Chairman: 28525156
सचिव / Secretary: 28525847
कार्यालय /Office: 28525464
पंजीयन / Registration: 28522519
फैक्स / Fax: 28520878
www.ncismindia.org
secretary@ncismindia.org

क्रमांक/Ref. No.-26-75/2023- Ay (Visitation). दिनांक/Dated: 13.06.2023

VTC:546

3. Name of the Visitor (Observer) at NCISM office, New Delhi

Dr. Girija Mahantesh Sanikop (AYPS00108),
Karnataka Liberal Education University, Shri B.M. Kankanadi Ayurveda Mahavidyalaya, Shahapur, Belgaum- 590003, Karnataka
E-mail ID:- gram.belgaum@gmail.com
Contact No.- 9844362838

Subject:-Visitation of the existing ASUS colleges under 13C of IMCC Act, 1970/ section 28 of NCISM Act, 2020 and relevant regulations there under for the academic session 2023-24 via hybrid mode - regarding.

Sir/Madam,

With reference to the subject mentioned above, I am directed to inform you that, in pursuance of the provisions of National Commission for Indian System of Medicine Act, 2020, the Indian Medicine Central Council Act, 1970 (48 of 1970) has been repealed with effect from the 11th day of June, 2021. With effect from the said date, the Central Council of Indian Medicine constituted under sub-section (1) of section 3 of the Indian Medicine Central Council Act, 1970 (48 of 1970) has been dissolved. Further as per regulation 59 (2) of The National Commission for Indian System of Medicine Act, 2020 Medical standards, requirements and other provisions of the Indian Medicine Central Council Act, 1970 and the rules and regulations made thereunder shall continue to be in force and operate till new standards or requirements are specified under this Act or the rules and regulations made thereunder.

You have been appointed as observer/visitor to undertake visitation of the ASUS Colleges on the date indicated against it to assess the available facilities of teaching, practical training and functionality of hospital in respect of the proposal of the college in view of relevant regulations in force, physically.

Date of Visitation	Purpose of Visitation
15th and 16th June, 2023	**Visitation of the existing ASUS colleges under 13C of IMCC Act, 1970/ section 28 of NCISM Act, 2020 and relevant regulations there under for the academic session 2023-24 via hybrid mode - regarding.**

The Part-I visitation proforma received from the college through email will be forwarded to you, on the day of visitation to verify the information furnished by the college.

Therefore, you are requested to visit the college through virtual mode and submit Part-II to the President, Medical Assessment and Rating Board for Indian System of Medicine, NCISM, New Delhi through email i.e. ***president.marbism@ncismindia.org***

Kindly submit your claim of TA/DA to NCISM within 60 days otherwise the same will be treated as forfeited. The airfare of economy class will be permissible as per rule and the tickets should be booked through the official website of Airline Company. It is preferable not to book the air tickets through agents. For travel by Train 2AC fare will be permissible. The lodging (Hotel) also is to be booked by you and which will be reimbursed as per the rate of RS. 4,500/- per day or actual on producing the bill.

Note:-
1. **Visitor 1 and 2 will be visiting physically and visitor 3 (observer) will be visiting (observing) the ongoing visitation virtually from NCISM office. Please book your travelling tickets and taxi accordingly to the nearest Airport/ Railway station.**
2. **The Visitor/Observer at NCISM Office will be filling the Part- II visitor's proforma and the final declaration should be submitted by all the 03 visitors by joining with their individual login credentials.**

Enclosures: As above

13/6

(Dr. Raghurama Bhatta U.)
President, Medical Assessment and Rating Board for Indian System of Medicine (NCISM)

Copy to:
1. Chairperson, National Commission for Indian System of Medicine, D-Block, Janakpuri, New Delhi.
2. Guard file.

Dr. Raghurama Bhatta U.
अध्यक्ष, भा.चि.प. चिकित्सा आकलन और रेटिंग बोर्ड
President, Medical Assessment and Rating Board for I.S.M.
भारतीय चिकित्सा पद्धति राष्ट्रीय आयोग
National Commission for Indian System of Medicine
नई दिल्ली/New Delhi-110058

(Dr. Raghurama Bhatta U.)
President, Medical Assessment and Rating Board for Indian System of Medicine (NCISM)

Azadi Ka Amrit Mahotsav

भारतीय चिकित्सा पद्धति राष्ट्रीय आयोग

आयुष मंत्रालय, भारत सरकार

कार्यालय: 61-65, संस्थानिक क्षेत्र, जनकपुरी,डी.ब्लाक नई दिल्ली -110058

National Commission for Indian System of Medicine

Ministry of Ayush, Govt. of India

OFFICE: 61-65, INSTITUTIONAL AREA, JANAKPURI, D-BLOCK NEW DELHI-110058

प्राणाभिसरः प्राणायतनानाम्

दूरभाष/ Phone
सभापति / Chairman: 28525156
सचिव / Secretary: 28525847
कार्यालय /Office: 28525464
पंजीयन / Registration: 28522519
फैक्स / Fax: 28520878
www.ncismindia.org
secretary@ncismindia.org

क्रमांक/Ref. No.- 26-75/2023- Ay (Visitation). **दिनांक/Dated: 04.06.2023**

VTC:491

1.Name of the Visitor	**2.Name of the Visitor**
Dr. Jayashankar Mund (AYSS00427), Shubhdeep Ayurved Medical College And Hospital, Gram Datoda, Khandwa Road, Madhya Pradesh **E-mail ID:-** vdjsm1970@gmail.com **Contact No.-** 8281932485	**Dr. Girija Mahantesh Sanikop(AYPS00108),** Karnataka Liberal Education University, Shri B.M. Kankanadi Ayurveda Mahavidyalaya, Shahapur, Belgaum- 590003, Karnataka **E-mail ID:-**gram.belgaum@gmail.com **Contact No.-**9844362838

Subject:-Visitation of the existing ASUS colleges under 13C of IMCC Act, 1970/ section 28 of NCISM Act, 2020 and relevant regulations there under for the academic session 2023-24 via hybrid mode - regarding.

Sir/Madam,

With reference to the subject mentioned above, I am directed to inform you that, in pursuance of the provisions of National Commission for Indian System of Medicine Act, 2020, the Indian Medicine Central Council Act, 1970 (48 of 1970) has been repealed with effect from the 11th day of June, 2021. With effect from the said date, the Central Council of Indian Medicine constituted under sub-section (1) of section 3 of the Indian Medicine Central Council Act, 1970 (48 of 1970) has been dissolved. Further as per regulation 59 (2) of The National Commission for Indian System of Medicine ACT, 2020 Medical standards, requirements and other provisions of the Indian Medicine Central Council Act, 1970 and the rules and regulations made thereunder shall continue to be in force and operate till new standards or requirements are specified under this Act or the rules and regulations made thereunder.

You have been appointed as observer/visitor to undertake visitation of the ASUS Colleges on the date indicated against it to assess the available facilities of teaching, practical training and functionality of hospital in respect of the proposal of the college in view of relevant regulations in force, physically.

Date of Visitation	Purpose of Visitation	Nearest Airport	Nearest Rly. Station
05th and 06th June, 2023	**Visitation of the existing ASUS colleges under 13C of IMCC Act, 1970/ section 28 of NCISM Act, 2020 and relevant regulations there under for the academic session 2023-24 via hybrid mode - regarding.**	**Aurangabad**	**Parali**

The Part-I visitation proforma received from the college through email will be forwarded to you, on the day of visitation to verify the information furnished by the college.

Therefore, you are requested to visit the college through physical mode and submit Part-II proforma duly signed by both the visitors to the President, Medical Assessment and Rating Board for Indian System of Medicine, NCISM, New Delhi through email i.e. ***president.marbism@ncismindia.org***

Kindly, submit your claim of TA/DA to NCISM within 60 days otherwise the same will be treated as forfeited. The airfare of economy class will be permissible as per rule and the tickets should be booked through the official website of Airline Company. It is preferable not to book the air tickets through agents. For travel by Train 2AC fare will be permissible. The lodging (Hotel) also is to be booked by you and which will be reimbursed as per the rate of RS. 4,500/- per day or actual on producing the bill.

Note:-

1. **Visitor 1 and 2 will be visiting physically and visitor 3 (observer) will be observing the ongoing visitation from NCISM office. Please book your travelling tickets and taxi accordingly to the nearest Airport/ Railway station.**
2. **The Visitor/Observer at NCISM Office will be filling the Part- II visitor's proforma and the final declaration should be submitted by all the 03 visitors by joining with their individual login credentials.**

Enclosures: As above

डॉ. रघुराम भट्ट उ.
Dr. Raghurama Bhatta U.
अध्यक्ष, भा.चि.प. चिकित्सा आकलन और रेटिंग बोर्ड
President, Medical Assessment and Rating Board for I.S.M.
भारतीय चिकित्सा पद्धति राष्ट्रीय आयोग
National Commission for Indian System of Medicine
नई दिल्ली-110058 New Delhi-110058

(Dr. Raghurama Bhatta U.)
President, Medical Assessment and Rating Board for Indian System of Medicine (NCISM)

Copy to:

1. Chairperson, National Commission for Indian System of Medicine, D-Block, Janakpuri, Delhi.
2. Guard file.

(Dr. Raghurama Bhatta U.)
President, Medical Assessment and Rating Board for Indian System of Medicine (NCISM)

Azadi Ka Amrit Mahotsav

CERTIFICATE OF APPRECIATION

Vijnana Sarani 2023

International Conference on Clinical Paediatrics in Ayurveda

As a key speaker in International Conference on Clinical Paediatrics in Ayurveda

Dr Aziz Arbar

For his phenomenal and worthy presentation on topic **"Ayurvedic Perspective Of Common Respiratory Illness In Children"** in **Vijnana Sarani 2023-International Conference on Clinical Paediatrics in Ayurveda** held on **7th, 8th and 9th** of **June 2023** at **Ahalia Ayurveda Medical College, Palakkad.**

Dr. Sheba M D
Chief Organizing secretary
Principal AAMC

Dr. Sunil Kumar N
Chief Coordinator
Vice Principal AAMC

Dr. Arya S Varma
Chief Coordinator
Professor & HOD

AHALIA AYURVEDA MEDICAL COLLEGE
Ahalia Campus, Palakkad, Kerala - 678557 I www.ahaliaayurvedic.org



YENEPOYA AYURVEDA MEDICAL COLLEGE AND HOSPITAL

A Constituent unit of Yenepoya (Deemed to be University)

Naringana, Mangaluru

Department of Swasthavritta and Yoga

On account of

9th INTERNATIONAL YOGA DAY 2023

Certificate as Resource person

This is to certify that

Dr. Sanjeev S Tonni

participated as Resource person as a Guest Speaker on the account of 9th International Day of Yoga, organised by Dept. of Swasthavritta & Yoga held at YAMCH on 21st June 2023.

Dr. Veeraj Hegde
Prof. HoD
Dept. of Swasthavritta & Yoga, YAMCH

Dr. Gururaja H.
Principal
YAMCH

भारतीय चिकित्सा पद्धति राष्ट्रीय आयोग

आयुष मंत्रालय, भारत सरकार

National Commission for Indian System of Medicine

Ministry of AYUSH, Government of India

प्रशंसा पत्र

CERTIFICATE OF APPRECIATION

KLE University Shri.BM Kankanawadi Ayurveda Mahavidyalaya Post Graduate Studies and Research Centre Belgaum, Karnataka

को भारत सरकार द्वारा स्वतंत्रता के 75वें वर्ष के उपलक्ष्य में शुरू किए गए **"आजादी का अमृत महोत्सव"** के अवसर पर आयुष मंत्रालय की एक वर्षीय कार्य योजना से संबंधित **'हमारा आयुष हमारा स्वास्थ्य'** कार्यक्रम के साथ विद्यालयों / महाविद्यालयों में स्वास्थ्य देखभाल एवं प्रचार गतिविधियों पर 100 / सौ से अधिक गतिविधियों का सफलतापूर्वक उत्कृष्ट कार्यान्वयन करने के लिए ये प्रशंसा पत्र प्रदान किया जाता है।

*For successfully performing hundred/more than hundred activities on Ayush health care/ promotional activities with the tag line "Hamara Ayush Hamara Swasthya" by showcasing Ayush systems in schools / colleges related to one year action plan of MINISTRY OF AYUSH, on the occasion of "**Azadi Ka Amrit Mahotsav**" Launched by Government of India to commemorate 75th year of Independence.*

सचिव / Secretary
भारतीय चिकित्सा पद्धति राष्ट्रीय आयोग / NCISM

सभापति / Chairman
भारतीय चिकित्सा पद्धति राष्ट्रीय आयोग / NCISM


LIVE
ಚಂದನ
NEWS UPDATES


ShubhodayaKarnataka | Dr. Mahantesh B. Ramannavar M.D(Ayu).Ph.D. | Live | 27-6-2023 | DD Chandana
LIVE
ಡಾ. ಮಹಾಂತೇಶ. ಬಿ. ರಾಮಣ್ಣವರ
ಚಂದನ
Tue 08:07:54
6:12 / 58:35

Dr M. B.Ramannavar Professor and HOD Rachana sharira dept invited for Live Health Talk on on 26-6-2023 in Doordarshan chandana shubhodaya karanataka TV programme

26-06-2023

Dr. M. B. Ramannavar M.D(Ayu).Ph.D
Professor and Head Dept of Rachana Sharir (Human Anatomy),
KLE Shri B.M.K Ayurveda Mahavidyalaya Shahapur, Belagavi

Sub:- Request for Participation in Shubhodaya Karanataka programme.

Respected Sir,

It is requested that you make it convenient to participate in a Live Talk Show Shubhodaya Karanataka (in Kannada) on DD Chandana on Tuesday dated 26-06-2023 at 08:00am (1Hr duration). The programme is planned to create awareness among the general public about the "Organ Donation". In this connection, we request you to kindly make yourself free to reach our Kendra at 07:15 am on 26-06-2023 Tuesday. Please avoid wearing green or white clothes. Any dark shade is camera friendly. Hoping to expect your fullest co-operation.

With regards,

Bhoopathi Raja P
Transmission Executive
DDK Bengaluru (DD Chandana)


LIVE
ಚಂದನ
NEWS UPDATES


ShubhodayaKarnataka | Dr. Mahantesh B. Ramannavar M.D(Ayu).Ph.D. | Live | 27-6-2023 | DD Chandana
LIVE
ಚಂದನ


ShubhodayaKarnataka | Dr. Mahantesh B. Ramannavar M.D(Ayu).Ph.D. | Live | 27-6-2023 | DD Chandana
LIVE
ಚಂದನ
NEWS UPDATES


ದೂರದರ್ಶನ ಬೆಂಗಳೂರು






ದೂರದರ್ಶನ ಬೆಂಗಳೂರು

ALVA'S
Education Foundation®

ALVA'S AYURVEDA MEDICAL COLLEGE & HOSPITAL

A UNIT OF ALVA'S EDUCATION FOUNDATION®, MOODUBIDIRE

NATIONAL SEMINAR ON APPLICATIONS OF VEDANGA IN SAMHITA ADHYAYANA

VEDANGA - 2023

Organized by

DEPARTMENT OF AYURVEDA SAMHITA & SIDDH

Certificate

This is to certify that Dr/Mr/Ms CHAITRA

participated as Delegate/ Paper Presenter/ Prize winner I / II in VEDANGA – 2023, National Sem

Vedanga In Samhita Adhyayana, held at Alva's Ayurveda Medical College & Hospital, Moodubi

Dr. Soumya Saraswathi M.
Organizing Secretary
Vedanga - 2023
Moodubidire

Dr. Sajith M.
President, Vedanga - 2023
Principal, AAMC
Moodubidire

Dr. M
Patron

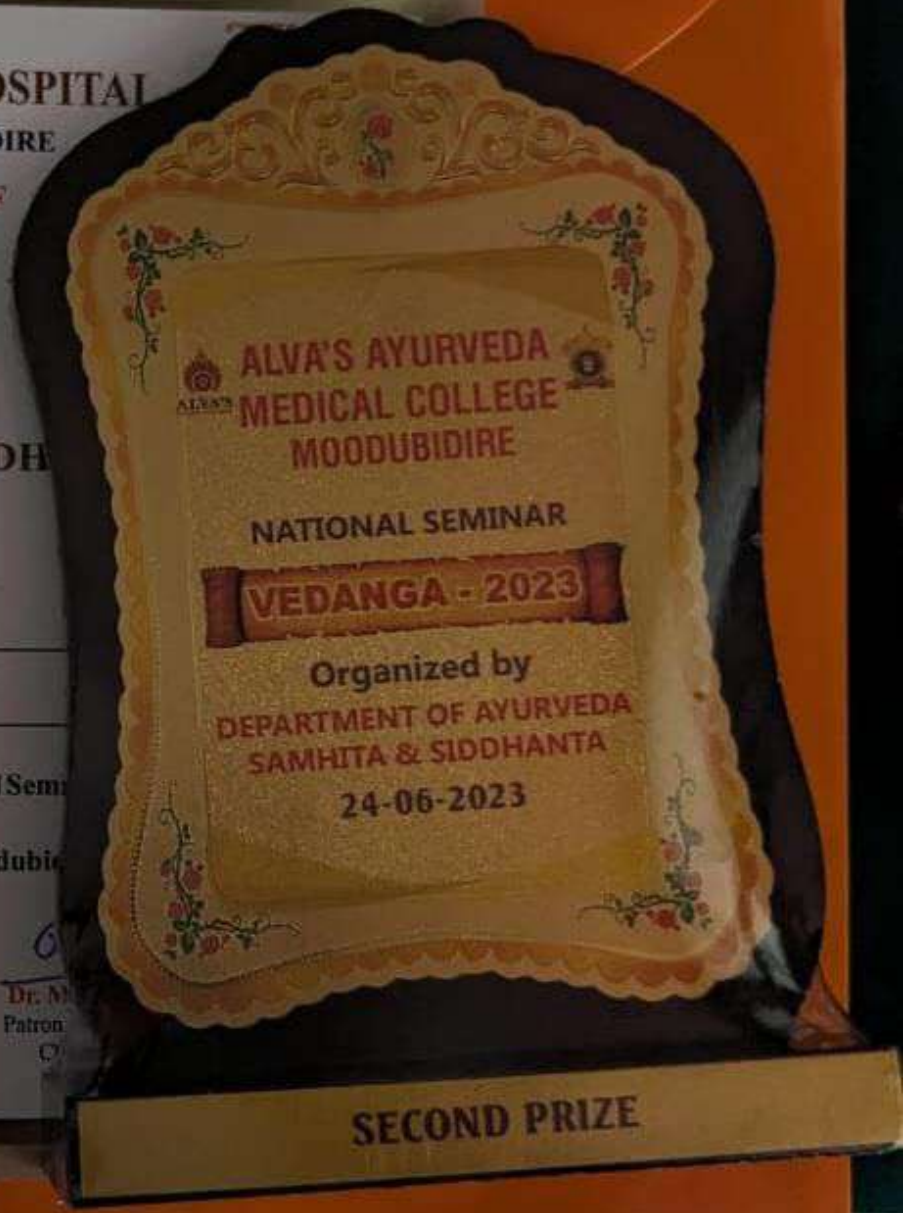

ಡಾ॥ ರಮೇಶ್ ರಾಥೋಡ ಚಾರಿಟಬಲ್ ಟ್ರಸ್ಟ್ (ರಿ.) ಬೆಂಗಳೂರು

Reg No. : 400043



ರೇಣುಕಾನಗರ, ನೆಲಮಂಗಲ ತಾಲ್ಲೂಕು,
ಬೆಂಗಳೂರು ಗ್ರಾಮಾಂತರ ಜಿಲ್ಲೆ - 562 123.



ಕರುನಾಡ ಭೂಷಣ ಶ್ರೇಷ್ಠ ವೈದ್ಯ ಪ್ರಶಸ್ತಿ

ಡಾ॥ ಮಾಹಾಂತೇಶ ರಾಮಣ್ಣವರ ಪ್ರಾಧ್ಯಾಪಕರು. ಇವರು ವೈದ್ಯಕೀಯ ಕ್ಷೇತ್ರದಲ್ಲಿ ಸಲ್ಲಿಸಿದ ಅತ್ಯುತ್ತಮ ಸೇವೆಯನ್ನು ಗುರಿತಿಸಿ ರಾಜ್ಯಮಟ್ಟದ ಕರುನಾಡು ಭೂಷಣ ಶ್ರೇಷ್ಠ ವೈದ್ಯ ಪ್ರಶಸ್ತಿಗೆ ಆಯ್ಕೆ ಮಾಡಲಾಗಿದೆ. ದಿನಾಂಕ 3-7-2023 ರಂದು ಗುರು ಪೂರ್ಣಿಮೆ ಪವಿತ್ರ ದಿನದಂದು ಹಾಗೂ ವೈಧ್ಯರ ದಿನಾಚರಣೆ ದೇವರ ಹಿಪ್ಪರಗಿಯ ಶ್ರೀ ಶ್ರೀ ಶ್ರೀ 1008 ಜಗದ್ಗುರು ಪಂಚಾಚಾರ್ಯ ಕಲ್ಯಾಣ ಮಂಟಪದಲ್ಲಿ ಜರುಗಿದ ರಾಜ್ಯಮಟ್ಟದ ಗುರುವಂದನಾ ಕಾರ್ಯಕ್ರಮ ಸಮಾರಂಭದಲ್ಲಿ ಪ್ರಶಸ್ತಿ ನೀಡಿ ಗೌರವಿಸಲಾಯಿತು.



ಡಾ॥ ಮಾಹಾಂತೇಶ ರಾಮಣ್ಣವರ M.D (AYU) Phd
ಪ್ರಾಧ್ಯಾಪಕರು ಹಾಗೂ ಮುಖ್ಯಸ್ಥರು
ಶರೀರ ರಚನಾ ವಿಭಾಗ, ಕೆ.ಎಲ್.ಇ. ಬಿ.ಎಂ.ಕೆ. ವೈದ್ಯಕೀಯ ಮಹಾವಿದ್ಯಾಲಯ, ಬೆಳಗಾವಿ

ಮುಖ್ಯ ಅತಿಥಿಗಳು
ಶ್ರೀ ಪ್ರಕಾಶ್ ರಾಥೋಡ
ಮುಖ್ಯ ಸಚೇತಕರು,
ವಿಧಾನ ಪರಿಷತ್ ಸದಸ್ಯರು
ಕರ್ನಾಟಕ ಸರ್ಕಾರ

ಅಧ್ಯಕ್ಷರು.
ಡಾ॥ ಆರ್.ಆರ್. ಟ್ರಸ್ಟ್ (ರಿ.)
ಬೆಂಗಳೂರು


ಶ್ರೀ ಶ್ರೀ ಶ್ರೀ 1008 ಜಗದ್ಗುರು
ಪಂಬಾಚಾರ್ಯ ಕಲ್ಯಾಣ ಮಂಟಪ

ಡಾ॥ ರಮೇಶ್ ರಾಥೋಡ ಚಾರಿಟಬಲ್ ಟ್ರಸ್ಟ್ (ರಿ.) ಬೆಂಗಳೂರು



Reg No. : 400043

ರೇಣುಕಾನಗರ, ನೆಲಮಂಗಲ ತಾಲ್ಲೂಕು,
ಬೆಂಗಳೂರು ಗ್ರಾಮಾಂತರ ಜಿಲ್ಲೆ - 562 123.



ಕರುನಾಡ ಭೂಷಣ ಶ್ರೇಷ್ಠ ವೈದ್ಯ ಪ್ರಶಸ್ತಿ

ಡಾ॥ ಸಂದೀಪ ಸುಭಾಷ ಸಗರೆ ಸಹಪ್ರಾಧ್ಯಾಪಕರು. ಇವರು ವೈದ್ಯಕೀಯ ಕ್ಷೇತ್ರದಲ್ಲಿ ಸಲ್ಲಿಸಿದ ಅತ್ಯುತ್ತಮ ಸೇವೆಯನ್ನು ಗುರುತಿಸಿ ರಾಜ್ಯಮಟ್ಟದ ಕರುನಾಡ ಭೂಷಣ ಶ್ರೇಷ್ಠ ವೈದ್ಯ ಪ್ರಶಸ್ತಿಗೆ ಆಯ್ಕೆ ಮಾಡಲಾಗಿದೆ. ದಿನಾಂಕ 3-7-2023 ರಂದು ಗುರು ಪೂರ್ಣಿಮೆ ದಿನದಂದು ಹಾಗೂ ವೈದ್ಯರ ದಿನಾಚರಣೆ ಅಂಗವಾಗಿ ದೇವರ ಹಿಪ್ಪರಗಿಯ ಶ್ರೀ ಶ್ರೀ ಶ್ರೀ 1008 ಜಗದ್ಗುರು ಪಂಚಾಚಾರ್ಯ ಕಲ್ಯಾಣ ಮಂಟಪದಲ್ಲಿ ಜರುಗಿದ ರಾಜ್ಯಮಟ್ಟದ ಗುರುವಂದನಾ ಕಾರ್ಯಕ್ರಮ ಸಮಾರಂಭದಲ್ಲಿ ಪ್ರಶಸ್ತಿ ನೀಡಿ ಗೌರವಿಸಲಾಯಿತು.



ಮುಖ್ಯ ಅತಿಥಿಗಳು
ಶ್ರೀ ಪ್ರಕಾಶ್ ರಾಥೋಡ
ಮುಖ್ಯ ಸಚೇತಕರು,
ವಿಧಾನ ಪರಿಷತ್ ಸದಸ್ಯರು
ಕರ್ನಾಟಕ ಸರ್ಕಾರ

ಡಾ॥ ಸಂದೀಪ ಸುಭಾಷ ಸಗರೆ
M.D (AYU) Phd
ಸಹಪ್ರಾಧ್ಯಾಪಕರು
ಸ್ವಸ್ಥವೃತ್ತ ಮತ್ತು ಯೋಗ ವಿಭಾಗ ಕೆ.ಎಲ್.ಇ. ಬಿ.ಎಂ.ಕೆ. ಆಯುರ್ವೇದ ಮಹಾವಿದ್ಯಾಲಯ, ಬೆಳಗಾವಿ

ಅಧ್ಯಕ್ಷರು.
ಡಾ॥ ಆರ್.ಆರ್. ಟ್ರಸ್ಟ್ (ರಿ.)
ಬೆಂಗಳೂರು

ಡಾ॥ ರಮೇಶ್ ರಾಥೋಡ ಚಾರಿಟಬಲ್ ಟ್ರಸ್ಟ್ (ರಿ.) ಬೆಂಗಳೂರು



Reg No. : 400043

ರೇಣುಕಾನಗರ, ನೆಲಮಂಗಲ ತಾಲ್ಲೂಕು,
ಬೆಂಗಳೂರು ಗ್ರಾಮಾಂತರ ಜಿಲ್ಲೆ - 562 123.



ಕರುನಾಡ ಭೂಷಣ ಶ್ರೇಷ್ಠ ವೈದ್ಯ ಪ್ರಶಸ್ತಿ

ಡಾ॥ ಸಂದೀಪ ಸುಭಾಷ ಸಗರೆ ಸಹಪ್ರಾಧ್ಯಾಪಕರು. ಇವರು ವೈದ್ಯಕೀಯ ಕ್ಷೇತ್ರದಲ್ಲಿ ಸಲ್ಲಿಸಿದ ಅತ್ಯುತ್ತಮ ಸೇವೆಯನ್ನು ಗುರುತಿಸಿ ರಾಜ್ಯಮಟ್ಟದ ಕರುನಾಡ ಭೂಷಣ ಶ್ರೇಷ್ಠ ವೈದ್ಯ ಪ್ರಶಸ್ತಿಗೆ ಆಯ್ಕೆ ಮಾಡಲಾಗಿದೆ. ದಿನಾಂಕ 3-7-2023 ರಂದು ಗುರು ಪೂರ್ಣಿಮೆ ದಿನದಂದು ಹಾಗೂ ವೈದ್ಯರ ದಿನಾಚರಣೆ ಅಂಗವಾಗಿ ದೇವರ ಹಿಪ್ಪರಗಿಯ ಶ್ರೀ ಶ್ರೀ ಶ್ರೀ 1008 ಜಗದ್ಗುರು ಪಂಚಾಚಾರ್ಯ ಕಲ್ಯಾಣ ಮಂಟಪದಲ್ಲಿ ಜರುಗಿದ ರಾಜ್ಯಮಟ್ಟದ ಗುರುವಂದನಾ ಕಾರ್ಯಕ್ರಮ ಸಮಾರಂಭದಲ್ಲಿ ಪ್ರಶಸ್ತಿ ನೀಡಿ ಗೌರವಿಸಲಾಯಿತು.



ಮುಖ್ಯ ಅತಿಥಿಗಳು
ಶ್ರೀ ಪ್ರಕಾಶ್ ರಾಥೋಡ
ಮುಖ್ಯ ಸಚೇತಕರು,
ವಿಧಾನ ಪರಿಷತ್ ಸದಸ್ಯರು
ಕರ್ನಾಟಕ ಸರ್ಕಾರ

ಡಾ॥ ಸಂದೀಪ ಸುಭಾಷ ಸಗರೆ
M.D (AYU) Phd
ಸಹಪ್ರಾಧ್ಯಾಪಕರು
ಸ್ವಸ್ಥವೃತ್ತ ಮತ್ತು ಯೋಗ ವಿಭಾಗ ಕೆ.ಎಲ್.ಇ. ಬಿ.ಎಂ.ಕೆ. ಆಯುರ್ವೇದ ಮಹಾವಿದ್ಯಾಲಯ, ಬೆಳಗಾವಿ

ಅಧ್ಯಕ್ಷರು.
ಡಾ॥ ಆರ್.ಆರ್. ಟ್ರಸ್ಟ್ (ರಿ.)
ಬೆಂಗಳೂರು

HUBLI AYURVEDA SEVA SAMITHI's

AYURVEDA MAHAVIDYALAYA & HOSPITAL

GRANT IN AID INSTITUTION
(Recognised by Govt. of Karnataka
& N.C.I.S.M. New Delhi &
Afiliated to Rajiv Gandhi
University of Health Sciences, Kanrataka)
HEGGERI EXTN. OLD-HUBBALLI-24.
(www.ayurvedacollegehubli.org)
e-mail : amvhhubli54@gmail.com



NATIONAL LEVEL SEMINAR ON RESEARCH METHODOLOGY

08 JULY 2023

@
Cotton County Club & Resort
Opposite to Hubballi Airport



Inauguration

Inaugurator
Dr. Suresh M. Duggani
M.Ch.FIAMS (Neuro Surgery)

Chief Patron
Padmashree Dr. M M Joshi
President, Hubli Ayurveda Seva Samiti

Shri Govind Joshi
Chairman, Hubli Ayurveda Seva Samiti

Dr. Prashanth A S.
Principal, Ayurveda Mahavidyala & Hospital-Hubli

Dr. J R Joshi
Dean PG Studies, Ayurveda Mahavidyala & Hospital-Hubli

Dr. Mahesh Salimath
Organizing Secretary
Professor & HOD Research Methodology
& Bio-Statistics

Shri. Sanjeev Joshi
Secretary, Hubli Ayurveda Seva Samiti

Shri. S. R. Mamale Deshpande
Treasurer, Hubli Ayurveda Seva Samiti



Inauguration @ 9:00 am

SESSION 1 : 10:00 am to 10:45 am

Importance of Journal Publication In PG Studies

Dr. Prashanth G. Jadar, Dean & Vice Principal, KAHER BMK Belagavi

Tea Break : 10:45 am to 11:00 am

SESSION 2 : 11:00 am to 11:45 am

How To Select Synopsis Topic (Clinical & Non Clinical)

By Dr. Shreevatsa, Prof & Head, GAMC Mysore

SESSION 3 : 11:50 am to 12:35 pm

How to Write Synopsis (Clinical & Non Clinical)

Dr. Sandeshkumar Shetty, Associate Prof SDM Udupi

SESSION 4 : 12:40 pm to 1:30 pm

In-Vivo In-Vitro Studies Pertaining to Ayurvedic Research

Dr. Khalid B.M. Associate Prof, SJGAMC Koppal

Lunch : 1:30 pm to 2:30 pm

SESSION 5 : 2:30 pm to 3:45 pm

Role of Research Methodology in Ayurveda

Dr. Ravindara G. Varma, Prof, Shri B.S.J.S.A.M.C, Farrukhabad, (U.P.)

Valedictory @ 4:00 pm

High Tea : 4:30 pm



REGISTRATION FEES : RS. 1200/-

Account Details
Principal Ayurveda Mahavidyalaya, Hubli
Karnataka Bank Ltd., Branch : Old-Hubli
A/c No. : 3172500101336801 - IFSC : KARB0000317
(Forward Registration Details with Name, College Name
& Payment Ref. No. to e-mail address : amvhhubli54@gmail.com)
(Registration Includes-File, Pen, Note Pad & Food)

Breakfast @ 8:00 am to 9:00 am :
Idli, Wada, Upma, Tea, Coffee

Tea Break : Tea and Biscuits

Lunch : Soup Hot and Sour, Vegetable Kolhapuri,
Vegetable Kofta Curry, Jeera Rice, Dal Tadka,
Plain Rice, Tandoori Roti, Baby Kulcha, Papad
Pickle, Salad, Ice Cream, Gajar Halwa

High Tea : Samosa, Tea

Last Date for Registration : 30th June 2023

Attendance is mandatory to issue certificate
Use of mobile phone is
strictly prohibited during sessions

NO SPOT REGISTRATION
TRANSPORTATION
ACCOMADATION

Contact : 9739106823, 9591144727, 8792223537

Co-Sponsor :
Nataraj M.V. Founder & Promoter,
Rakshit Dass R. Promoter,
A Vijay Prakash. CEO




AYURVEDA MAHAVIDYALAYA & HOSPITAL
GRANT IN AID INSTITUTION
NATIONAL LEVEL SEMINAR
ON
RESEARCH METHODOLOGY
08 JULY 2023
@
Cotton County Club & Resort
Opposite to Hubballi Airport
AYURVEDA MAHAVIDYALAYA & HOSPITAL
NATIONAL LEVEL SEMINAR
ON
RESEARCH METHODOLOGY
08 JULY 2023
@
Cotton County Club & Resort
Opposite to Hubballi Airport

indian yoga association
yoganushasanam

• LIVE

IYA - Karnataka SCC Presents

Dietary & Nutritional Considerations in Infertility

Dr. Sanjeev S Tonni

MD (Ayu), (Ph.D), M.Sc, PGDYS
Associate Professor, Dept of
Swasthavritta & Yoga (KAHER)
Shri B. M. Kankanawadi
Ayurveda Mahavidyalay & Hospital,
Shahapur Belagavi



18th July, 2023

12pm - 12:20pm

Indian Yoga Association - Karnataka

www.yogaiya.in

IYA.Karnataka

GOVERNMENT AYURVEDA MEDICAL COLLEGE & HOSPITAL, MYSURU

DEPARTMENTS OF POST GRADUATE STUDIES

JNANESHANA 2023-24

INVITATION



Workshop on
RESEARCH METHODOLOGY & BIOSTATISTICS

Date- 18th & 19th July 2023
Venue-Auditorium
Charaka Government Ayurveda
Post graduate Centre
Brindavan Extention,
Mysuru - 570020

PROGRAMME SCHEDULE

INAUGURATION

18-07-2023, 10:00 am– 11:00 am

At Charaka auditorium.

CHIEF GUEST
Dr. Pramod Kumar T.M.

Dean and Principal, JSS college of Pharmacy
Mysuru

PRESIDED BY
Dr. Radhakrishna Ramarao

Principal
Government Ayurveda medical college
& hospital, Mysuru

Organizing committee
Faculty of Post Graduate Studies
GAMC, Mysuru.

SCIENTIFIC SESSIONS - 18/07/2023

TIME	SPEAK ER	TOPIC
11:00 am - 12:00 pm	**Dr. Anand Katti** Professor Dept.of Ayurveda samhitha and Siddanta GAMC, Bengaluru.	Relevance and methods of Ayurveda Literary Research
12:00 pm – 1:00 pm	**Dr. Manjunath** Associate Professor Dept. of Community Medicine. MMC Mysuru.	Approach to clinical research for post graduates.
1:00 pm - 2:00 pm	**Lunch break**	
2:00 pm – 3:00 pm	**Dr. Basavaraj Tubaki** Professor and HOD Dept. of Kayachikitsa KAHER`S BMK Ayurveda Mahavidyalaya. Belagavi.	Synopsis Writing
3:00 pm – 4:00 pm	**Dr. Sathish Pai** Associate Professor Dept. of Dravyaguna JSS Ayurveda Medical College and hospital Mysuru.	A gross review on Drug Research

SCIENTIFIC SESSIONS - 19/07/2023

TIME	SPEAKER	TOPIC
10:00 am – 11:00 am	**Dr. SubbaRao V.M.** Dept.of Biochemistry. JSS Medical college, JSS AHER Mysuru	Importance of Research Publications
11:00 am - 12:00 pm	**Dr. Shreevathsa** Professor and HOD Dept. of samhita and siddanta GAMC, Mysuru	Ayurveda research orientation
12:00 pm - 01:00 pm	**Dr. Praveena A.S.** Assistant Professor Department of studies in statistics University of Mysore Manasagangotri, Mysuru	Medical Statistics
1:00 pm -2:00 pm	**Lunch break**	
2:00 pm – 3:00 pm	**Dr.Praveen Kulkarni** Professor Dept. of Community medicine JSS Medical college, Mysuru	Descriptive epidemiological studies
3:00 pm – 4:00 pm	**Valedictory**	

12:55 61%

अखिल भारतीय आयुर्वेद संस्थान, गोवा
ALL INDIA INSTITUTE OF AYURVEDA, GOA
(आयुष मंत्रालय, भारत सरकार के अंतर्गत स्वायत्त संस्थान)
(An Autonomous Organization under the Ministry of Ayush, Govt. of India)

Our Guest Speakers



Prof Dr Mahantesh B Rammanavar



MD (Ay.) PhD - Rachana Sharir
Prof. and Head- Department of Rachana Sharir, KLE Shri BM Kankanwadi Ayurveda, Mahavidyalay, Belgavi, Karnatak


MRUT SHARIR SAMSHODAN AS PER AYURVEDA AND PRESENT ERA
मृतशोधन एवं संरक्षण
KLE
Dr. Mahantesh B Ramannavar MD(Ayu),Ph.D
Professor and HOD
Dept of Sharira Rachana
KLE Academy of Higher education and Research (KAHER)
Shri BMK Ayurveda Medical College
Belagavi Karnataka
amannavar Charitable Trust Bailhongal Dist Belagavi
Ph No- 9242496497


ALL INDIA INSTI
Sushruta

JSS MAHAVIDYAPEETHA
JSS AYURVEDA MEDICAL COLLEGE
(Affiliated to the Rajiv Gandhi University of Health Sciences, Bangalore & Recognised by the National Commission for Indian System of Medicine, Ministry of AYUSH, New Delhi & Government of Karnataka)
Lalithadripura Road, Mysore-570028, Karnataka State, India
☎ : 0821-2548360, Fax:0821-2548361, Email:college@jssamch.org, Website: www.jssayurvedacollege.org

Ref. No. JSSAMC/ 821 /2023-24 Date: 25-07-2023

LETTER OF APPRECIATION

"Greetings from JSS Ayurveda Medical College & Hospital, Mysuru

Thank you very much for being judge for Essay Writing Competition conducted on 1/06/2023 by the Department of PG Studies in Swasthavritta on the occasion of '**World Milk Day-2023'** on the topic '**Significance of Ksheera Varga in Light of Modern Era'** at JSS Ayurveda Medical College & Hospital, Mysuru.

Expecting the same co-operation in future endeavours too.

Dr. SARBESWAR KAR
Principal & Medical Superintendent
Principal/Medical Superintendent
JSS Ayurveda Medical College & Hospital
Lalithadripura Road, MYSORE-28

To,

Dr. Sanjeev Tonni
Associate Professor
Dept. of PG Studies in Swasthavritta
KLE Ayurveda Medical College & Hospital.
Shahapur, Belagavi.

www.ssuaych.org

SRI SRI COLLEGE OF AYURVEDIC SCIENCE & RESEARCH HOSPITAL, SRI SRI UNIVERSITY, CUTTACK

In Collaboration with

KLE'S SHRI BMK AYURVEDA MAHAVIDYALAYA, BELAGAVI

: 0671-7132670 / 7894424564

On the Occasion of World Breast Feeding Week August 2023

Dept. of Kaumarbhritya

National Webinar on

AMRUTA PIYUSHA 2023

("Let's make breastfeeding and work, work!")

Date:- 8th Aug 2023 **Time:- 3:00 to 5:00P.M.**

Time	Presenter	Topic
3:00 to 3:30 pm	 Prof.(Dr.) Aziz Ahmad Arbar Professor & Head Kaumarabhritya, KLE's Shri BMK Ayurveda Mahavidyalaya, Belagavi	Practical Approach to Stanya Pareeksha
3:30 to 4:00 pm	Presentation by PG/PhD Scholars **Time : 5 Min + 2 Min**	Will be notified
4:00 to 4:30 pm	 Prof.(Dr.) Durga Prasad Dash Dept. of kaumarabhritya, Medical Superintendent Sri Sri College of Ayurvedic Science & Research Hospital, Sri Sri University, Cuttack	Infant Feeding
4:30 to 5:00 pm	Pannel Discussion	

ORGANISING COMMITTEE



Prof.(Dr.) Pradip Ku. Panda
DEAN, SSCASRH,Cuttack



Dr. Shrey B Shah
Administrative Offices,
SSCASRH,Cuttack



Prof.(Dr.) Suhas Ku Shetty
Principal, KLE's Shri BMK
Ayurveda Mahavidyalaya, Belagavi

E-Certificates Will Be Provided to all Participants

www.samch.co.in sharadaayurresearch@gmail.com

INTRODUCTION TO RESEARCH METHODOLOGY

SENSITISATION PROGRAM ON RESEARCH FOR UG STUDENTS

Organised by: Research committee, SAMCH Mangalore

DATE
TUESDAY
08 AUGUST 2023

TIME
3:00 - 4:30 PM



Speaker

DR SUHAS KUMAR SHETTY
MD(AYU), Ph.D
PRINCIPAL & MEDICAL DIRECTOR
KLE's SHRI BMK AYURVEDA MAHAVIDYALAYA, BELAGAVI



Speaker

DR GIRIDHAR VEDANTAM
MD(AYU)
DEAN RESEARCH
KLE'S SHRI BMK AYURVEDA MAHAVIDYALAYA, BELAGAVI

JOIN: https://meet.google.com/uky-ypke-uzy

Sharada AYURVEDA MEDICAL COLLEGE & HOSPITAL MANGALORE

Ayurveda Conversations

तद्विद्यसम्भाषा TADVIDYASAMBHASHA

Day 1
19/8/23

9.30
To
12.45

IS AYURVEDA ONLY YUKTIVYAPASHRAYA CHIKITSA?

PANELISTS

CLASSICAL



Vd. Aashish Phadke



Vd. Madhuri Patil



Vd. Radha Priya



Vd. Rishi Manivannan

CONTEMPORARY



Vd. Roshni Anirudhan



Vd. Gopakumar. S



Vd. Dinesh K.S.



Vd.Anantharaman Sharma

Session Chair:



Vd. Hemalatha. K

Points for Discussion :

- Is Yukti Vipashraya Chikitsa sufficient for a complete practice?
- Are Sattvavajaya and Daivavyapasraya relevant today?
- What is the Importance of Building ManasswAsthya in Health?
- Does Ayurveda have an equally effective immunization as Western vaccination?
- And many more such questions

18-20 August 2023

Saranya Campus
Mavuthampathy
Navakkarai,
Coimbatore
India 641105

WWW.AYURVEDACONFERENCE.COM/

For Registrations:
Dr Theertha +91 95978 51971
Dr Samuel +91 98439 88823

Ayurveda Conversations

तद्विद्यसम्भाषा

TATVIDYASAMBHASHA

AASHIRWAD HEALTH & EDUCATION TRUST


DR. B. R PATEL


DR. SASIKUMAR NECHIYIL


DR. SHASHI REKHA HK


DR. T S KRISHNAKUMAR


DR GIRISH TILLU


DR. N N DEVAN NAMBOODIRI


DR. SUHAS KUMAR SHETTY


DR. RANGESH PARAMESH


DR. NARAYANAN NAMBI


DR. PARTAP CHAUHAN


DR. ANANDARAM SHARMA


DR. VINOD KUMAR T.G.NAIR


DR. VINAY VELANKAR


DR. AASHISH PHADKE


SHRI. RANJIT PURANIK


DR. PRASAD M


DR. PIYUSH JUNEJA


DR. MUKUND SABNIS


DR. RAM MANOHAR


VD. ASHUTOSH NANAL


DR. DINESH K S


DR. SUKUMAR SARDESHMUKH


DR. GOPAKUMAR. S


DR. BHASWATI BHATACHARYA


DR. POOJA SABARWAL


DR. KISHOR PATWARDHAN


DR. PM UNNIKRISHNAN


DR. P. M. S RAVEENDRANATH


DR. ROSHNI ANIRUDHAN


DR. SOMIT KUMAR


DR. RITESH GUJARATHI


DR. ANIRUDDHA JOSHI


DR. RADHAPRIYA


DR. PORUTHIYIL KRISHNAPRASAD


DR. MADHURI PATIL


DR. SHUBHANGEE SATAM


DR. RAMYA ALAKKAL


DR. AJAYAN SADANANDAN


DR. ROHIT MADHAV SANE


DR. ABHIJEET SARAF

DR. SIBY CHIRAMEL

DR. RISHI MANIVANNAN

DR. RAMA PRASAD

18-20 AUGUST, 2023

WWW.AYURVEDACONFERENCE.COM/

VENUE:
SARANYA CAMPUS
MAVUTHAMPATHY
NAVAKKARAI
COIMBATORE
INDIA 641105

SUPPORTED BY:

सत्यमेव जयते
Ministry of Education
Government of India

मदाया सुमतौ यतेम।

आत्मवत् सतत पश्येत्।

punarnava AYURVEDA TRUST

i-ask ayush

CONTACT US

+91 98439 88823 | +91 90478 17525

Email:conversations@ayurvedaconference.com



Ayurveda Conversations

तद्विद्यसम्भाषा TADVIDYA SAMBHASHA

18-20 AUGUST 2023

The discussion on the direction of Ayurveda

AyurvedaConference.Com



Ayurveda@2047 Ayurveda
Ka Amrit Mahotsav
will require deep
conversations about this
science of life and the needs
of humanity today.

AyurvedaConference.Com

Organiser
Aashirwad Health and Education Trust, Coimbatore

In association with
IKS Division, Ministry of Education, Government of India.

Co-organiser
Ayurveda College and Hospital, Coimbatore

Knowledge partner
Punarnava Ayurveda Trust, Coimbatore

Organising Partner
i-ask Ayush, Tamil Nadu

Venue: 4/24, Saranya Campus, Mavuthampathy, Navakkarai, Coimbatore, India 641105
Phone: +91 98439 88823 | +91 90478 17525
Email: conversations@ayurvedaconference.com

Ayurveda has long since held the tradition of Indian Knowledge Systems, to bring together scholars, practitioners, academia, and students to discuss the current status and evolve. Acharya Charaka divides methods of gaining knowledge into three categories.

1. Adhyayan - Learning,
2. Adhyapana - Teaching and
3. TadvidyaSambhasha - Symposium/debates.

This is a humble effort to ignite discussions, debates, dialogues, and conversations with in the Ayurveda community.

Ayurveda education and Practice both have a long history and hence many different perspectives.

What is the current state of Ayurveda within the country and globally? What are the strengths, limitations, and gaps? Where does tradition meet the modern?

Where does the classical text need to be interpreted differently now? Indian Knowledge Tradition is one that has been continuously evolving.

Different perspectives added, earlier ones revisited, and dialogue has played a major role in knowledge creation and knowledge expansion.

In light of Ayurveda's potential in global health, there's a growing need for open discussions on its direction. "Ayurveda Conversations" allows for critical dialogue on renewing the practice based on ancient treatises.

Vagbhata, 1500 years ago, emphasized updating science to fit the times.

Shouldn't we do the same, today?

AyurvedaConference.Com

In recent times, many different types of applications of Ayurveda have created considerable confusion in the minds of young Ayurveda students.

Program Content

The conversations address the following questions:

1. **Revisiting the fundamental principles of Ayurveda: Exploring the importance of history, reading Ayurveda slokas, understanding Padartha Vijnana, assessing the significance of Tridosha, conducting SWOT analysis, and Ayurveda's role in emergency care.**
2. **Availability of herbs: Evaluating substitutes and adulterants, the relevance of classical yogas, and the development of new formulations based on the availability of identified herbs.**
3. **Is Ayurveda limited to Yuktivipashraya Chikitsa? Discussing trividha chikitsa, the role of Prakriti and Vikruti in diagnostics, modifications in panchakarma and treatment packages, and integrating these changes into the education system.**
4. **Can processed and packaged food be Ayurveda? Analyzing the authenticity of Ayurveda foods, formulation conversion, the use of packaged foods and supplements, and the associated legalities.**
5. **Telemedicine and Wearables in Ayurveda: Assessing the effectiveness of new technologies, the impact of AI and digital monitoring, challenges for practitioners, and legal considerations.**
6. **Is Evidence-Based Ayurveda necessary globally? Examining the need for evidence-based approaches, efficacy comparisons, the role of research-based patent products, pharmacological studies, and standardization.**

August 18 - Day 1		
0900-1000 Inaugural session		
1000-1130 Revisiting Ayurveda Education Part 1 **1145-1330 Revisiting Ayurveda Education Part 2**		
1. Should the History of Ayurveda be in the curriculum? 2. Are the Moulik (unique) Siddhantas still relevant? 3. Is the Samkhya philosophy relevant today? 4. Are branches like Padarthavigyan relevant today?	**Panellists - Classical:** Vd Devan Namboodiri Vd M Prasad Vd Vinod Kumar T G	**Panellists - Contemporary:** Dr Abhijit Saraf Dr Kishore Padwardhan Dr Pooja Sabarwal Dr Ramya Alakkal
Moderators: Dr Preeti Bhosale		
1430-1600 Ayurveda Pharmacy Part 1 **1615-1745 Ayurveda Pharmacy Part 2**		
1. What's in a typical tablet or capsule? 2. What makes the formula "Ayurvedic"? 3. Should the products be re-developed based on the current availability of ingredients? 4. Are classical recipes still relevant with this level of substitutions and adulterations?	**Panellists - Classical:** Dr Ajayan Sadanandan Dr BR Patel Dr Mukund Sabnis	**Panellists - Contemporary:** Dr PMS Raveendranath Dr Rangesh Parmesh Dr Ranjit Puranik Dr Somit Kumar
Moderators: Dr Jyothi Joshi		
1900-2000 Satsang		

August 19 - Day 2		
0930-1100 Is Ayurveda only Yuktivyapashraya Chikitsa? Part 1 **1115-1300 Is Ayurveda only Yuktivyapashraya Chikitsa? Part 2**		
1. Is Yukti Vipashraya Chikitsa (incl. Panchakarma) sufficient for a complete practice? 2. Are Sattvavajaya and Daivavyapasraya relevant today? 3. What is the Importance of Building ManasswAsthya in Health? 4. Does Ayurveda have an equally effective immunisation as Western vaccination?	**Panellists - Classical:** Vd Ashish Phadke Dr Madhuri Patil Dr Radhapriya Dr Rishi Manivannan	**Panellists - Contemporary:** Dr Anantharam Sharma Dr Dinesh KS Dr Roshni Anirudhan Dr S Gopakumar
Moderators: Dr Hema Subhashini		
1430-1600 Is Processed and packaged food Ayurvedic? Part 1 **1615 -1745 Is Processed and packaged food Ayurvedic? Part 2**		
1. Does adding an Ayurveda ingredient to food make the food Ayurvedic? 2. How do packaged foods justify "Every individual is unique and has different needs"? 3. Can we apply Tridosha & Triguna to the packaged/processed meals? 4. What are the parameters to make packaged and processed food Ayurvedic?	**Panellists - Classical:** Dr Narayanan Nambi Dr Sasikumar Nechiyil Dr Sukumar Sardeshmukh	**Panellists - Contemporary:** Dr Bhaswati Bhattacharya Vd Rama Prasad Dr Shubhangee Satam Dr Siby Chiramel
Moderators: Ms Claudine Karuna		
1900-2000 Satsang		

August 20 - Day 3		
0900-1030 Ayurveda Telemedicine & Wearables Part 1 **1045-1245 Ayurveda Telemedicine & Wearables Part 2**		
1. Can the patient and disease assessment be effective via telephone? 2. Can digital supervision replace human care? 3. Challenges and legal issues in Telemedicine for Ayurveda in India and around the world? 4. Wearables in Ayurveda Diagnosis	**Panellists - Classical:** Dr Krishna Prasad Vd Rama Prasad Dr Ritesh Gujarathi Vd Vinay Vhelankar	**Panellists - Contemporary:** Dr Aniruddha Joshi Dr Pratap Chauhan Mr Ram N Kumar Dr Suhas Kumar Shetty
Moderators: Dr Smrithi Adi Narayana		
1345-1515 Is Evidence-Based Research in Ayurveda a Global Necessity? Part 1 **1530-1700 Is Evidence-Based Research in Ayurveda a Global Necessity? Part 2**		
1. Perspective on Evidence in Western Medicine versus Ayurvedic Pramana 2. What's evidence-based Ayurveda? 3. What is Ayurveda research and its scope? 4. What aspect of RCT as a research methodology works with Ayurveda?	**Panellists - Classical:** Dr Ashutosh Nanal Dr Girish Tillu Dr M Prasad Dr TS Krishna Kumar	**Panellists - Contemporary:** Dr P Rammanohar Dr PM Unnikrishnan Dr Rohit Sane Dr Shashi Rekha
Moderators: Dr Rahul Goswami		
1700-1800 Valedictory, Certificate Distribution		



The 3-day Ayurvedic Conversations will have deep conversations with Traditional, Neo Traditional and Contemporary Vaidyas, teachers, researchers, and practitioners of Ayurveda around six major themes. Students of Ayurveda will have an opportunity to witness their debates, interact with the Panellists and learn from each other.

AyurvedaConference.Com

COMMITTEES

Chairperson	Dr Mala Kapadia, Ph.D.
Convener	Dr Sreeja Mohandas
Co-convenor	Smt Maheshwari Tulika Tandon
Committees Organising	Dr Clarence Davy MD (Ayu), Dr Chandramouleeshwaran MD PhD (Ayu), Dr Krithika MD (Ayu) Dr Ilanchezhian MD, PhD (Ayu) Dr Samuel K Smt Geetha Mohandas Dr Ramanandan BAMS MBA Dr Vinod C MD (Ayu)
Program	Dr Devi Anoop MD (Ayu) Dr Ranjima PR MD (Ayu) MBA-HM Dr Arunkumar BAMS Dr Ezhilarasan BAMS Dr Mahima MD (Ayu) Dr Seena MD (Ayu) Dr Theertha BAMS
Contacts For Registration	Dr Samuel K +91 98439 88823 dr.sam@punarnava.org | conversations@ayurvedaconference.com
Patronage	Smt Geetha Mohandas +91 90478 17525 geetha@ayurvedaconference.com
Website	AyurvedaConference.Com

THE CAMPUS

The Aashirwad Health & Education Trust and Saranya Campus draw on the lineage of the late **Padma Shri Dr PR Krishnakumar.**

He is one of the tallest figures of Ayurveda in India in recent history. He visualised the campus as becoming a fulcrum for all authentic Ayurveda activities relating to clinical, educational, research and manufacturing services. The thirty acres campus is located in Navakkarai, on the Coimbatore – Palakkad Highway, in the foothills of Pooluvapatty ranges of the Western Ghats, bestowed with nature and fresh air.









GURUVAYOORAPPAN TEMPLE

The Guruvayoorappan temple has the sankalpa of Lord Krishna in Guruvayoor.







SNAKE TEMPLE / SARPA SHRINE

Snake Temple or Sarpa Shrine or Sarpa Kaavu is a traditional natural sacred place that is seen in ancient homes of South India. It is usually considered an abode for all creatures and usually has some representation of Naga lords to give offerings. Additionally, Sarpa kavu helps in soil and water conservation besides preserving its rich biological wealth. Sarpa kavu or Snake Temple in the Saranya campus pays homage to nature which is rich and diverse.

CHOTTANIKKARA BHAGAVATHI TEMPLE

The ‘Prathishta’ of the Bhagavathi temple was done in an auspicious muhurta with the Sankalpa of “Mahalakshmi” to enhance the Poshana or nourishing energy of the deity to suit the hospital and its patients on campus as well as to remove karma dosha of the bhakta. Every year, for the Chottanikkara makam thozhal festival, ladies from the communities around the campus come to immerse in the healing power of Devi.

SACRED SPACES

Aashirwad Health and Education Trust is located in Mavuthampathy, Navakkarai, Coimbatore. The trust campus is home to and overlooks **Saranya Ayurveda Hospital**, Aashirwad Ayurveda Manufacturing Unit and Aashirwad Educational Academy. **Sarnaya Ayurveda Hospital** draws on the lineage of late Padma Shri Dr PR Krishnakumar who settled the hospital in its current 30-acre campus, along with a large residential facility and an Ayurveda academy. In its 66-room facility ranging from standard rooms to suits, the hospital provides consultation with expert Vaidyas, traditional Kerala Ayurveda and Panchakarma therapies, Ayurveda diet prescribed by Physicians, Yoga, and other activities to patients.

Indian Knowledge System (IKS) is an innovative cell under the **Ministry of Education (MoE), Government of India**. It is established to promote interdisciplinary research on all aspects of IKS and preserve and disseminate IKS for further research and societal applications. It will actively engage in spreading the rich heritage of our country and traditional knowledge in the field of Arts and literature, Agriculture, Basic Sciences, Engineering & Technology, Architecture, Management, Economics, etc.

Ayurveda College and Hospital, Coimbatore is one of the oldest and most well-established Ayurveda colleges in South India. It was started in the year 1978 at Patanjalipuri, Mankarai, Coimbatore, by **Arya Vaidyan P.V Ramavarier** with the intention of spreading Ayurveda to all. Most of the ayurvedic practitioners working in India as well as abroad are proud alumni of our esteemed institutions. Ayurveda College Coimbatore is affiliated with **The Tamil Nadu Dr M.G.R. Medical University** Chennai & Recognised by the **National Commission for Indian System of Medicine (NCISM),** New Delhi. At present, the college is situated on the RVS campus, Sulur.

Punarnava Ayurveda Trust was established to give new hope to meritorious students from the underprivileged and revive and uphold the Indian culture and philosophy as well. It also aims to encourage, motivate and involve people in social service.
Vaidyagrama Ayurveda healing village is an eco-friendly, state-of-the-art healing space. Spread over 17 acres of land Vaidyagrama boasts a facility with 96 beds and 24 treatment rooms. It is headed by several 3rd generation Vaidyas who also provide training to the first generation Vaidyas who want to practice shuddh Ayurveda.

i-ask ayush is founded by a team of Ayurveda Practitioners, who have dreamt of taking Ayurveda and other Indian Medicine Knowledge systems in their purest form to the common public. They organise professional events online and offline, as well as consultation services for establishing hospitals, clinics, manufacturing units and new colleges. They manufacture Ayurveda equipment, do medicine distribution, and conduct **AIAPGET** training for BAMS aspirants.

ABOUT US



FEE EARLY BIRD DISCOUNT UNTIL 15/7/23

1. Student	Rs 2000	(after 33% discount)
2. Groups 10 or more	Rs 1800	(after 40% discount)
3. Doctors	Rs 3000	(after 25% discount)
4. Doctor group 5 or more	Rs 2700	(after 33% discount)
5. Others	Rs 4000	(after 20% discount)
6. Online-International	US$ 125	(after a 16.66% discount)

The fee includes shared accommodation (first come first serve), all meals, a complimentary kit and a participation certificate.

PAYMENT DETAILS

Account Name: AASHIRWAD HEALTH & EDUCATION TRUST
Type of Account: Current Account
Account No: 38166531328
Bank Name: State Bank of India
Branch Code: 15763
IFSC# : SBIN0015763
MICR Code: 641002059
SWIFT Code: SBININBB451

REGISTRATION CONTACT DETAILS CONTACT

Dr Samuel +91 98439 88823 - dr.sam@punarnava.org | conversations@ayurvedaconference.com

सत्यमेव जयते
Ministry of Education
Government of India

भद्रायां सुमतौ यतेम।

आत्मवत् सततं पश्येत्।

punarnava™
AYURVEDA TRUST

vaidyagrāma
।सर्वे भवन्तु सुखिनः।

i-ask ayush
Innovative Ancient Science and Knowledge



Late Padma Shri Dr PR Krishnakumar

Founder and managing director of Arya Vaidya Pharmacy (AVP), Chancellor of Avinashilingam University and the Founder of Aashirwad Health and Educational Trust. He was known nationally and internationally for his efforts to promote Ayurveda research and standardize Ayurveda medicines and their formulations. He managed to create awareness of the system at the World Health Organization.

After his education in Ayurveda at Shoranur Ayurveda College, he took up various efforts to promote the system of Indian medicine and visited 50 countries for the same. He set up the first Gurukula Ayurveda College in the country. The Government of India awarded him the Padma Shri in 2009 and the Kuvempu University conferred an honorary doctorate on him in 2011.

He took over as Chancellor of Avinashilingam Institute for Home Science and Higher Education for Women in November 2015. He established an Ayurveda hospital and research institute and set up several centres and joint institutions in many parts of the country.

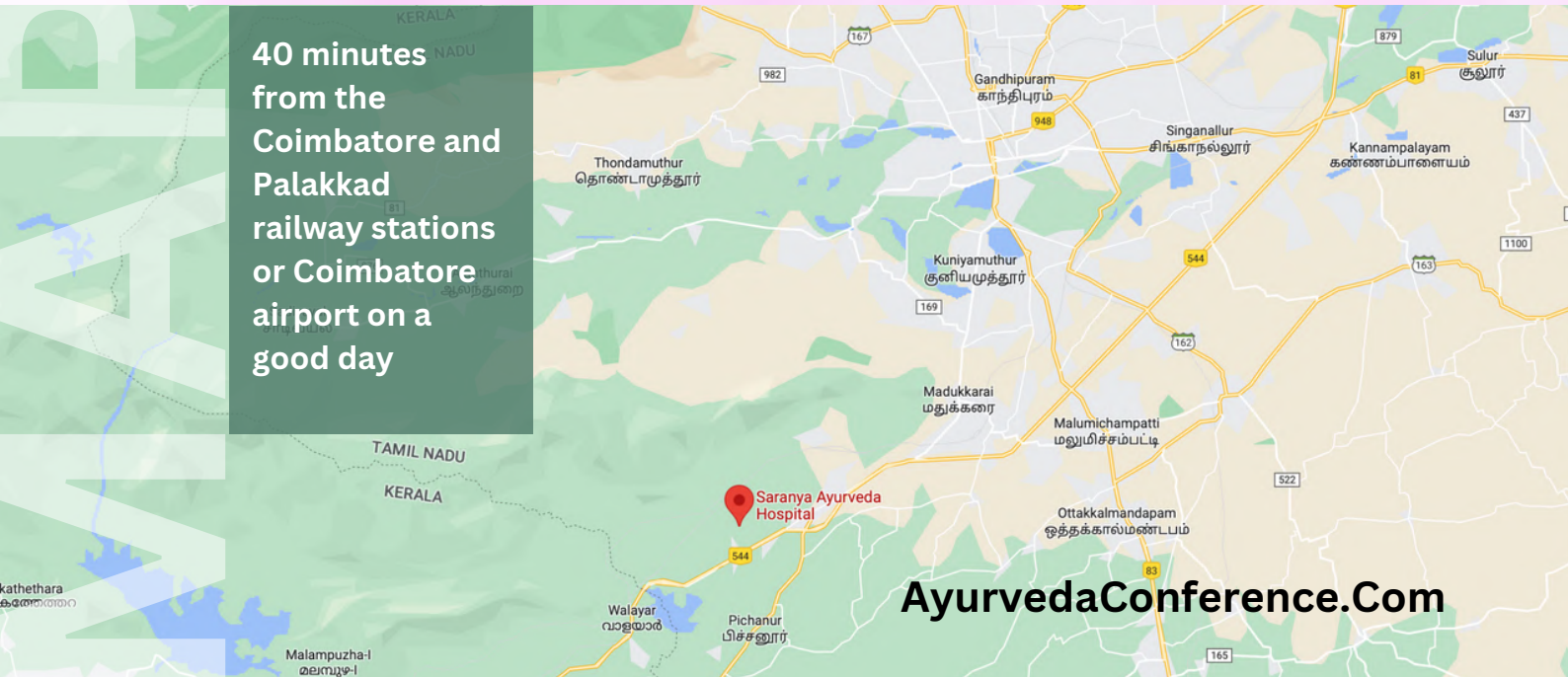

indian yoga association
yoganushasanam

• LIVE

IYA - Karnataka SCC Presents

Ayurveda Medicine and Yoga for Back and neck ailment



Dr. Shruthi S Shet

BAMS MD (Ayu), Assistant professor
KAHER's Shri B M Kankanwadi Ayurveda Mahavidyalaya Shahapur Belagavi

26th Aug, 2023

11:50am - 12:20pm

Indian Yoga Association - Karnataka

www.yogaiya.in

IYA.Karnataka


GPS Map Camera
Vallabhgad, Karnataka, India
7FG5+GWM, Vallabhgad Road, Vallabhgad, Karnataka 591313, India
Lat 16.274985°
Long 74.460477°
07/09/23 02:20 PM GMT +05:30
Google


PRESENT
TENSE
Imagination leads Innovation of new thing
GPS Map Camera
Belagavi, Karnataka, India
SH 97, Karnataka 591313, India
Lat 16.278379°
Long 74.450914°
07/09/23 03:24 PM GMT +05:30
Google


FIRST AID





Digitally approved document; signature not required.
Document 2023/70738/1 - Letter - File No. 2022/12891/1
Approved by Regr on 2023-09-11 17:08:02
http://www.kuhs.ac.in IaEjJ-YDE-YCMaB-ThcI

KERALA UNIVERSITY OF HEALTH SCIENCES
THRISSUR – 680 596

PHONE: 0487 – 2207650, 2207664 FAX: 0487 – 2206770

No : 12891/2022/S&C/A2/KUHS(8) Date : 11-09-2023

From

The Registrar

To

Dr. Rajeswari R Kamath,

Chairman, Syllabus Development & Implementation Committee (R&B),

NCISM

Sir,

Sub : Invitation for the "Training Program on Effective Implementation of New Syllabus (II Professional BAMS) under KUHS"–reg:–

The Academic Staff College, Kerala University of Health Sciences is conducting the "Training Program on Effective Implementation of New Syllabus (II Professional BAMS) under KUHS" in the month of September 2023, in online mode. With great pleasure, I would like to invite you as a Resource Person for delivering contents on the topics as per the schedule attached herewith.

The remuneration will be paid as per University rules and the remuneration bill is attached herewith. Zoom Meeting Link will be forwarded.

Yours faithfully,

KUHS, Thrissur

Registrar

Encl:As above.

Digitally approved document; signature not required.
Document 2023/70738/1 - Letter - File No. 2022/12891/1
Approved by Regr on 2023-09-11 17:08:02
http://www.kuhs.ac.in
IaEjJ-YDE-YCMaB-ThcI
KUHS,Thrissur

Phone : 0487-2207664, 2207642 Fax : 0487 – 2207616, 2207620 e-mail: keralahealthuniversity@gmail.com

Phase:1 – ONLINE SESSION

Tentative schedule

Time	Subject	Faculty
Day.1: 15.09.2023 (10 am – 3.45 pm)		
10 -10.30 AM	Brief Inaugural session	Inauguration: Hon'ble Vice Chancellor Presence: PVC, Registrar, CE
10.30 AM – 11.15 AM	Outcome based education in the context of new NCISM curriculum	Dr. Mohan R Joshi, Chief Co-ordinator, Syllabus Development and Implementation Committee, NCISM manvantar@gmail.com +91 9822435536
11.15-11.30 AM	Discussions	
11.30 am – 12.15 pm	Structure and function of the new syllabus	Dr. Benil PB, Chairman, Syllabus Development & Implementation Committee (Agadatantra), NCISM Email: binilbharathan@gmail.com Mob: 9037570955
12.15-12.30 PM	Discussions	
12.30 pm – 1.30 pm	Lunch break	
1.30 pm – 2.15 pm	Evaluation methods in new curriculum	Dr. Jayan D, Dean, Faculty of Ayurveda, Member, Syllabus Development and Implementation Committee (Swasthavritta), NCISM Emial: dr.jayan.d@gmail.comMob: 8075726169
2.15 pm – 2.30 pm	Discussion	
2.30 pm – 3.15 pm	Principles of learning & T-L practices in the context of new curriculum	Dr. Vinodkumar M V, Chairman, Syllabus Development & Implementation Committee (Samhita Adhyayan-2), NCISM ayurvin@gmail.com +91 9447270848

3.15 pm – 3.30 pm	Discussion	
3.30 pm – 3.45 pm	Conclusion and further plans	Dr. Sunil John Thykkattil Chairman BoS Ayurveda UG Clinical KUHS
Day-2: 16.09.2023		
10 am – 11.30 pm	**Parallel sessions: Subject wise online interaction with experts from NCISM Preferable mode: Google meet**	
Agadatantra	**Expert** Dr. Benil PB, Chairman, Syllabus Development & Implementation Committee (Agadatantra), NCISM Email: binilbharathan@gmail.com Mob: 9037570955	
	Coordinator: Dr. Anandhy Member, BoS, Ayurveda UG Clinical Email: dranandhy@gmail.com Mob: 9447113276	
Dravyagunavijnana	**Expert:** Dr. Yogini Kulkarni, Chairman, Syllabus Development & Implementation Committee (Dravyaguna), NCISM Email: dryoginik01@gmail.com Mob: 9822419089	
	Co-ordinator: Dr. Deepa M S, Member, Member, BoS, Ayurveda UG Preclinical, KUHS drdeepasathi@hotmail.com 9446171568	
Rasasastra & Bhaishajyakalpana	**Expert** Dr. Rajeswari R Kamath, Chairman, Syllabus Development & Implementation Committee (R&B), NCISM Email: drrajeshwarikamat@gmail.com Mob: 9449107481	
	Dr. Vineesh V Member, BoS, Ayurveda UG Preclinical, KUHS drvnambiar@gmail.com 9846403733	
Roganidana and Vikritivijnana	**Expert** (1) Dr. Anand More	

	Chairman, Syllabus Development & Implementation Committee (RN), NCISM drmoreanand@gmail.com 9422025732 (2) Dr. Nithin Krishnan R Member, Syllabus Development & Implementation Committee (RN), NCISM Mob: 9620300103 Email: nithinkris1989@gmail.com
	Co-ordinator Dr. Radhikarani Member, BoS, Ayurveda UG Preclinical, KUHS drradhikerani@yahoo.co.in 9447696641
Samhita Adhyayan-2	**Expert** Dr. Vinodkumar M V, Chairman, Syllabus Development & Implementation Committee (Samhita Adhyayan-2), NCISM Swasthavritta ayurvin@gmail.com +91 9447270848
	Coordinator Dr. Benoy Bhaskar Member, BoS, Ayurveda UG Preclinical, KUHS benoybhaskaran@gmail.com Mob: 9447289745
Swasthavritta	**Expert:** Dr. P Sudhakar Reddy Chairman, Syllabus Development & Implementation Committee (Swasthavritta), NCISM (Professor, JSS Ayurveda Medical College, Mysuru, Karnataka drpsreddy05@yahoo.com 9916483919
	Coordinator: Dr. Jyothi R Member, BoS, Ayurveda UG Clinical, KUHS drjyothisajeev@gmail.com Mob. 9496291355
11.30 – 12.45pm	Preliminary discussions about deliverables to be drafted during offline workshop
12.45 pm	Group consolidation by Coordinator

2 pm	Interactive Session **Guest: Dr. B S Prasad** President, Board of Ayurveda, NCISM


Ayurveda-Panchakarma
Practitioner's Association (APPA)
Management of Manas Roga : Clinical Experience
Speaker :- Dr. Suhas Kumar Shetty
M.D.(Ayu.)Phd.


Management of Manasa Roga:
Clinical Experiences


Ayurveda-Panchakarma
Practitioner's Associa
PPA)
Management of Manas Roga
aker :- Dr. Suhas K

GOVERNMENT AYURVEDA MEDICAL COLLEGE & HOSPITAL , MYSURU

NATIONAL WEBINAR SERIES
ON THE EVE OF GOLDEN JUBILEE CELEBRATION

SUVARNA KAYA



HRIDAYAPRABODHA - 23

Organized by:

Department of Post Graduate Studies in Kayachikitsa



Guest Speaker:

DR. RAJASHEKHAR V SANAPETI

Professor & HOD

Dept. of Panchakarma,

KAHER'S SHRI BMKAMV, Shahapur Belagavi.

Date: 27/09/2023 Time: 10:30 AM Platform: Youtube

Topic: Ischaemic Heart Diseases & It's Ayurvedic Management.

File No.HQ-ESTT012/59/2022-ESTT / 4462

File. No. HQ-ESTT012/59/2022-ESTT

केन्द्रीय आयुर्वेदीय विज्ञान अनुसंधान परिषद्

आयुष मन्त्रालय, भारत सरकार

जवाहर लाल नेहरू भारतीय चिकित्सा एवं होम्योपैथी अनुसंधान भवन

61-65, सांस्थानिक क्षेत्र, सम्मुख 'डी' ब्लाक, जनकपुरी, नई दिल्ली-110058

CENTRAL COUNCIL FOR RESEARCH IN AYURVEDIC SCIENCES

Ministry of AYUSH, Govt. of India

Jawahar Lal Nehru Bhartiya Chikitsa Evam Homoeopathy Anusandhan Bhawan

61-65, Institutional Area, Opp. 'D' Block, Janakpuri, New Delhi-110058

EPBX
28525852, 28520501
28522524, 28525831
28525862, 28525883
28525897

NOTICE

(PG STAR 2023- 2024)

E-F. No. HQ-ESTT012/59/2022-ESTT / 4462

Dated: 29.09.2023

29 SEP 2023

In reference to the CCRAS PG STAR launched on 14th June 2023, the result of selected candidates of Scheme for Training in Ayurveda Research for Post- Graduate Scholars (PG-STAR) 2023- 24 is hereby declared. The list of candidates is at **Annexure - A.**

The selected candidates shall have to submit scanned copy of an undertaking/acceptance letter in the specified format available in the PG STAR scheme **(Annexure-I)** indicating his/her willingness to take part in PG STAR 2023-24 (PG admission 2021-22 batch), duly signed by the guide and head of the concerned Department/Dean of the Faculty/Registrar through e-mail **(pgstar.ayu@ccras.nic.in)** latest by **9th October, 2023**. All students are advised to follow the timeline available in "**PG STAR**" website (i.e., http://pgstar.hopto.org:443/).

The student enrolled under PG STAR 2023-24 shall abide by the following Terms of Reference (ToR):

Terms of Reference:

1. Candidates not submitting the undertaking/acceptance letter by e-mail within stipulated period (i.e., 9th October, 2023) or sending the acceptance after due date will be deemed considered as ineligible.
2. On receipt of the acceptance for PG STAR - 2023-24, the enrolled student will be duly intimated.
3. All enrolled students under PG STAR 2023-24 shall have to submit their progress report in every six months through aforementioned e-mail till completion of the project.
4. Account details of the college account in the specified format available in the PG STAR scheme **(Annexure - VIII)** are to be submitted along with photocopy of cancelled cheque for purpose of verification of the concerned bank account where money is to be remitted.
5. The first instalment i.e. 70% of the total sanctioned amount will be released on receipt of the acceptance for PG STAR 2023-24 by the selected candidates. The grant is applicable for

maximum of two years or till the completion of the sanctioned project. The second instalment will be released only after completion of research work, publication of research outcome (at least acceptance/preprint in minimum UGC care listed journal) and approval of final report on submission to CCRAS at given e-mail (pgstar.ayu@ccras.nic.in).

6. CCRAS institutes may be approached by the guide/student for any technical guidance in formulation amendment and execution of research proposals.

7. On satisfactory completion of the project and acceptance and approval of the final report by the competent authority, a certificate will be issued and posted to the office of the concerned Principal/ Director/ Dean/ Registrar.

29/9/2023

(Renu Rajan)
Administrative Officer (Proj.)
For Director General

For further queries:

Phone: 011-28525488

Time: 10:00 am to 6:00 pm (Mon-Fri only)

Email Id: pgstar.ayu@ccras.nic.in

Annexure – A

SELECTED CANDIDATES OF SCHEME FOR TRAINING IN AYURVEDA RESEARCH FOR POST- GRADUATE SCHOLARS (PG-STAR) 2023 – 2024

SL NO	PG-STAR ID	STUDENT NAME	STATE	COLLEGE NAME	PG SUBJECT
1	STAR/155/32	Dr. Padmaja Vadalkar	Maharashtra	Yerala Medical Trust Ayurvedic Medical College & Hospital Institutional Area, Sector No.4, Kharghar, Navi Mumbai– 410210, Maharashtra	Rasa Shastra evam Bhaishajya Kalpana
2	STAR/225/68	Dr. Nivedita Bagewadi	Karnataka	Rajiv Gandhi Education Society's Ayurvedic Medical College & Hospital Taluka Ron, Dist. Gadag-582209, Karnataka	Dravyaguna Vigyana
3	STAR/537/185	Dr Abhishek T R	Karnataka	Alva's Ayurveda Medical College, Moodbidri, South Canara, Distt. Dakshin-574227, Karnataka	Shalakya
4	STAR/579/219	Dr Sreelakshmi P R	Kerala	Vaidyaratnam P.S. Varier Ayurveda College, Kottakkal, P.O Edarikode, Taluk-Tirur, Distt. Malappuram- 676501, Kerala	Dravyaguna Vigyana

Annexure – A

SELECTED CANDIDATES OF SCHEME FOR TRAINING IN AYURVEDA RESEARCH FOR POST- GRADUATE SCHOLARS (PG-STAR) 2023 – 2024

SL NO	PG-STAR ID	STUDENT NAME	STATE	COLLEGE NAME	PG SUBJECT
5	STAR/794/260	Dr. Riddhi Sudhir Bhatt	Madhya Pradesh	Pt. Khushilal Sharma Govt. (Autonomous) Ayurved College & Institute, Behind Manit, Nehru Nagar, Kolar Bypass Road, Science Hills, Bhopal-462003, Madhya Pradesh	Dravyaguna Vigyana
6	STAR/201/31	Dr. Sayali Nayan Zaavde	Maharashtra	Yerala Medical Trust Ayurvedic Medical College & Hospital Institutional Area, Sector No.4, Kharghar, Navi Mumbai– 410210, Maharashtra	Rasa Shastra evam Bhaishajya Kalpana
7	STAR/1005/309	Dr. Vismitha K R	Karnataka	Govt. Ayurvedic Medical College, Dhanwantri Road, Bangalore-560009, Karnataka	Rasa Shastra evam Bhaishajya Kalpana
8	STAR/561/369	Dr. Kirtesh N. Agey	Gujarat	Institute of Teaching & Research in Ayurveda (ITRA), Jamnagar, Gujarat 361008	Rasa Shastra evam Bhaishajya Kalpana

Annexure – A

SELECTED CANDIDATES OF SCHEME FOR TRAINING IN AYURVEDA RESEARCH FOR POST- GRADUATE SCHOLARS (PG-STAR) 2023 – 2024

SL NO	PG-STAR ID	STUDENT NAME	STATE	COLLEGE NAME	PG SUBJECT
9	STAR/1168/367	Dr. Bhashanjali Singh	Maharashtra	Dr. D.Y. Patil College of Ayurved & Research Centre, Pimpri, Pune 411018, Maharashtra	Panchakarma
10	STAR/689/388	Dr. Krutika	Maharashtra	Govt. Ayurvedic College, Raje Raghuji Nagar, Umrer Road, Sakkardara Chowk, Nagpur-440024, Maharashtra	Agada Tantra
11	STAR/617/144	Dr. Arundhathi Prasad	Karnataka	SDM, College of Ayurveda & Hospital, Laxminarayan, Nagar, P.O. Kuthpady Taluk and Distt. Udupi-574118, Karnataka	Agada Tantra
12	STAR/928/387	Dr. Yawalkar M.R (Madhuri)	Maharashtra	Govt. Ayurvedic College, Raje Raghuji Nagar, Umrer Road, Sakkardara Chowk, Nagpur-440024, Maharashtra	Kayachikitsa

Annexure – A

SELECTED CANDIDATES OF SCHEME FOR TRAINING IN AYURVEDA RESEARCH FOR POST- GRADUATE SCHOLARS (PG-STAR) 2023 – 2024

SL NO	PG-STAR ID	STUDENT NAME	STATE	COLLEGE NAME	PG SUBJECT
13	STAR/456/100	Dr Ankit Kumar	Gujarat	Parul Institute of Ayurved, P.O Limda, Tal. Waghodia, Distt. Vadodara- 391760, Gujarat	Kayachikitsa
14	STAR/844/239	Dr. Rajnika	Rajasthan	University College of Ayurved, Rajasthan Ayurved University, Nagaur Road, Kadwad, Jodhpur- 342037, Rajasthan	Rasa Shastra evam Bhaishajya Kalpana
15	STAR/627/135	Dr. Ujjwal	Karnataka	Karnataka Liberal Education University, Shri B.M. Kankanadi Ayurveda Mahavidyalaya, Shahapur, Belgaum- 590003, Karnataka	Shalya
16	STAR/1178/377	Dr. Sudesh K S	Karnataka	Muniyal Institute of Ayurveda Medical Sciences, No.34/C, Shivalli Industrial Area, Taluk & Distt. Udupi, Manipal- 576104, Karnataka	Kayachikitsa

Annexure – A

SELECTED CANDIDATES OF SCHEME FOR TRAINING IN AYURVEDA RESEARCH FOR POST- GRADUATE SCHOLARS (PG-STAR) 2023 – 2024

SL NO	PG-STAR ID	STUDENT NAME	STATE	COLLEGE NAME	PG SUBJECT
17	STAR/294/248	Dr. Harshitha S J	Karnataka	Taranath Govt. Ayurvedic Medical College, Ananthpura Road, Bellary- 583101, Karnataka	Rasa Shastra evam Bhaishajya Kalpana
18	STAR/355/179	Dr. Neethu K V	Kerala	Govt. Ayurveda College, M.G Road, Taluk & District Thiruvananthapuram-695001, Kerals	Rasa Shastra evam Bhaishajya Kalpana
19	STAR/164/37	Dr. Renuka Bains	Haryana	Shri Krishna Govt. Ayurvedic College & Hospital, Umri Road, Near DC Residence, Sec-8, Kurukshetra-136118, Haryana	Dravyaguna Vigyana
20	STAR/476/280	Dr. Goutami Priyadarshini	Rajasthan	National Institute of Ayurveda, (Deemed to be University) Madhav Vilas Palace Amer Road, Jaipur-302002, Rajasthan	Rasa Shastra evam Bhaishajya Kalpana

Annexure – A

SELECTED CANDIDATES OF SCHEME FOR TRAINING IN AYURVEDA RESEARCH FOR POST- GRADUATE SCHOLARS (PG-STAR) 2023 – 2024

SL NO	PG-STAR ID	STUDENT NAME	STATE	COLLEGE NAME	PG SUBJECT
21	STAR/452/166	Dr. Priyanka Pandurang Panchal	Maharashtra	Padamshri Dr. D.Y. Patil College of Ayurved & Research Institute, Dr. D.Y. Patil Vidya Nagar, Sector-7, Taluka-Nerul, Navi Mumbai, Distt. - Thane-400706, Maharashtra	Kayachikitsa
22	STAR/898/362	Kritika	Punjab	Dayanand Ayurvedic College, Mahatma Hans Raj Marg, G.T. Road, Opp. Burlton Park, Distt. Jalandhar- 144008, Punjab	Panchakarma
23	STAR/402/358	Dr. Sushree Susmita	Uttar Pradesh	Faculty of Ayurveda Institute of Medical Sciences Banaras Hindu University Distt. Varanasi- 221005, Uttar Pradesh	Roga Nidana evam Vikriti Vigyana

Annexure – A

SELECTED CANDIDATES OF SCHEME FOR TRAINING IN AYURVEDA RESEARCH FOR POST- GRADUATE SCHOLARS (PG-STAR) 2023 – 2024

SL NO	PG-STAR ID	STUDENT NAME	STATE	COLLEGE NAME	PG SUBJECT
24	STAR/871/263	Dr. Sahil Kumar	Himachal Pradesh	Rajiv Gandhi Govt. Post-Graduate, Ayurvedic College, Paprola, Tehsil- Baijnath, Distt. Kangra-176115, Himachal Pradesh	Kaumarabhritya - Bala Roga
25	STAR/471/92	Dr. Radha Mhapankar	Maharashtra	Dr. D.Y. Patil College of Ayurved & Research Centre, Pimpri, Pune 411018, Maharashtra	Ayurveda Samhita evum Siddhant
26	STAR/118/213	Dr Neha Chauhan	New Delhi	All India Institute of Ayurveda, Mathura Road, Gautampuri, Sarita Vihar, Gautampuri Awas, Badarpur, New Delhi, Delhi 110076	Panchakarma
27	STAR/372/259	Dr. Gayathri. J	Kerala	Amrita School of Ayurveda, P.O Clappana, Taluk-Karunagappally, Distt. Kollam-690525, Kerala	Dravyaguna Vigyana

Annexure – A

SELECTED CANDIDATES OF SCHEME FOR TRAINING IN AYURVEDA RESEARCH FOR POST- GRADUATE SCHOLARS (PG-STAR) 2023 – 2024

SL NO	PG-STAR ID	STUDENT NAME	STATE	COLLEGE NAME	PG SUBJECT
28	STAR/170/230	Dr. Dhanya. K	Kerala	Vaidyaratnam P.S. Varier Ayurveda College, Kottakkal, P.O Edarikode, Taluk-Tirur, Distt. Malappuram- 676501, Kerala	Mano vigyana evam Manasa Roga
29	STAR/503/204	Dr. Nikita S. Mane	Gujarat	Institute of Teaching & Research in Ayurveda (ITRA), Jamnagar, Gujarat 361008	Rasa Shastra evam Bhaishajya Kalpana
30	STAR/594/131	Dr. Raktimabha Jena	Karnataka	Karnataka Liberal Education University, Shri B.M. Kankanadi Ayurveda Mahavidyalaya, Shahapur, Belgaum- 590003, Karnataka	Swasthavritta
31	STAR/722/169	Dr. Keerthi S. V.	Karnataka	Karnataka Liberal Education University, Shri B.M. Kankanadi Ayurveda Mahavidyalaya, Shahapur, Belgaum- 590003, Karnataka	Rasa Shastra evam Bhaishajya Kalpana

Annexure – A

SELECTED CANDIDATES OF SCHEME FOR TRAINING IN AYURVEDA RESEARCH FOR POST- GRADUATE SCHOLARS (PG-STAR) 2023 – 2024

SL NO	PG-STAR ID	STUDENT NAME	STATE	COLLEGE NAME	PG SUBJECT
32	STAR/302/61	Dr Parvathy Sunil	Kerala	Govt. Ayurveda College, M.G Road, Taluke & District Thiruvananthapuram-695001, Kerala	Rasa Shastra evam Bhaishajya Kalpana
33	STAR/284/271	Dr. Ninad Nandkumar Mulye	Kerala	Govt. Ayurveda College, M.G Road, Taluk & District Thiruvananthapuram-695001, Kerala	Panchakarma
34	STAR/543/123	Dr. Arya T	Kerala	Govt. Ayurveda College, M.G Road, Taluk & District Thiruvananthapuram-695001, Kerala	Agada Tantra
35	STAR/643/154	Dr. Satish Kumar Dewangan	Chhattisgarh	Shri Narayan Prasad Awasthi Government Ayurvedic College,G.E. Road , Raipur-492001, Chhattisgarh	Agada Tantra

Annexure – A

SELECTED CANDIDATES OF SCHEME FOR TRAINING IN AYURVEDA RESEARCH FOR POST- GRADUATE SCHOLARS (PG-STAR) 2023 – 2024

Sl.no	PG-STAR ID	STUDENT NAME	STATE	COLLEGE NAME	PG SUBJECT
36	STAR/151/27	Dr Ajay	Karnataka	Shri Dharmasthala Manjunatheshwara Institute of Ayurveda & Hospital, Anchepalya, Kumbalagoudu Village, Bengaluru- 560074, Karnataka	Kaumarabhritya - Bala Roga
37	STAR/769/391	Dr. Sheethal S	Karnataka	Sri Sri College of Ayurvedic Sciences & Research,21st KM Kanakapura Road, Post Udayapura, Bangalore-560062 Karnataka	Shalakya
38	STAR/558/390	Dr. Parul Gupta	New Delhi	All India Institute of Ayurveda, Mathura Road, Gautampuri, Sarita Vihar, Gautampuri Awas, Badarpur, New Delhi, Delhi 110076	Ayurveda Samhita evum Siddhant

Annexure – A

SELECTED CANDIDATES OF SCHEME FOR TRAINING IN AYURVEDA RESEARCH FOR POST- GRADUATE SCHOLARS (PG-STAR) 2023 – 2024

SL NO	PG-STAR ID	STUDENT NAME	STATE	COLLEGE NAME	PG SUBJECT
39	STAR/993/295	Dr. Priyanka Jasani	Uttar Pradesh	Faculty of Ayurveda Institute of Medical Sciences Banaras Hindu University Distt. Varanasi- 221005, Uttar Pradesh	Dravyaguna Vigyana
40	STAR/524/103	Dr. Radhika Gandhi	Gujarat	Parul Institute of Ayurved, P.O Limda, Tal. Waghodia, Distt. Vadodara- 391760, Gujarat	Shalakya
41	STAR/1044/366	Dr. Shweta Sunil Borkar	Gujarat	Institute of Teaching & Research in Ayurveda (ITRA), Jamnagar, Gujarat 361008	Rasa Shastra evam Bhaishajya Kalpana
42	STAR/1240/400	Dr. Ningurkar Vaishnawi Eknath	Maharashtra	R.A. Podar Ayurved Medical College Dr. Annie Besant Road, Worli, Mumbai-400018, Maharashtra	Shalakya

Annexure – A

SELECTED CANDIDATES OF SCHEME FOR TRAINING IN AYURVEDA RESEARCH FOR POST- GRADUATE SCHOLARS (PG-STAR) 2023 – 2024

SL NO	PG-STAR ID	STUDENT NAME	STATE	COLLEGE NAME	PG SUBJECT
43	STAR/494/274	Dr. Neha Basaiye	Rajasthan	National Institute of Ayurveda, (Deemed to be University) Madhav Vilas Palace Amer Road, Jaipur-302002, Rajasthan	Rasa Shastra evam Bhaishajya Kalpana
44	STAR/595/148	Dr. Harsha Chuttani	Karnataka	Karnataka Liberal Education University, Shri B.M. Kankanadi Ayurveda Mahavidyalaya, Shahapur, Belgaum- 590003, Karnataka	Panchakarma
45	STAR/400/71	Dr. Madhu V Veeranagoudra	Karnataka	Rajiv Gandhi Education Society's Ayurvedic Medical College & Hospital Taluka Ron, Dist. Gadag-582209, Karnataka	Prasuti evam Stri Roga
46	STAR/1091/337	Dr. Hanumanta H	Karnataka	Taranath Govt. Ayurvedic Medical College, Ananthpura Road, Bellary- 583101, Karnataka	Panchakarma

Annexure – A

SELECTED CANDIDATES OF SCHEME FOR TRAINING IN AYURVEDA RESEARCH FOR POST- GRADUATE SCHOLARS (PG-STAR) 2023 – 2024

SL NO	PG-STAR ID	STUDENT NAME	STATE	COLLEGE NAME	PG SUBJECT
47	STAR/659/231	Dr. Shweta Choukimath	Karnataka	Ayurved Mahavidyalaya & Hospital, Heggeri Extension Old Hubli-508824, Karnataka	Rasa Shastra evam Bhaishajya Kalpana
48	STAR/671/146	Dr. Mrunalini	Maharashtra	Poona District Education Association's, College of Ayurved & Research Centre, Sector No. 25, Pradhikaran, Akurdi, Nigadi, Tal. Haveli, Distt. Pune –411044, Maharashtra	Dravyaguna Vigyana
49	STAR/509/342	Dr. Jasmin Banu	Rajasthan	National Institute of Ayurveda, (Deemed to be University) Madhav Vilas Palace Amer Road, Jaipur-302002, Rajasthan	Kayachikitsa
50	STAR/274/159	Dr. Asha H Ballari	Karnataka	Shri Vijay Mahantesh Ayurvedic Medical College, Tq. –Hungund, Dist. Bagalkot, Ilkal-587125, Karnataka	Shalya

Annexure – A

SELECTED CANDIDATES OF SCHEME FOR TRAINING IN AYURVEDA RESEARCH FOR POST- GRADUATE SCHOLARS (PG-STAR) 2023 – 2024

SL NO	PG-STAR ID	STUDENT NAME	STATE	COLLEGE NAME	PG SUBJECT
51	STAR/165/181	Dr. Nibisha C P	Kerala	Govt. Ayurveda College, M.G Road, Taluk & District Thiruvananthapuram-695001, Kerala	Dravyaguna Vigyana
52	STAR/831/268	Dr. Sangeetha C N	Karnataka	Sri Sri College of Ayurvedic Sciences & Research,21st KM Kanakapura Road, Post Udayapura, Bangalore-560062 Karnataka	Shalya
53	STAR/629/322	Dr. Shreya Sanjay Kothavale	New Delhi	All India Institute of Ayurveda, Mathura Road, Gautampuri, Sarita Vihar, Gautampuri Awas, Badarpur, New Delhi, Delhi 110076	Panchakarma
54	STAR/93/399	Dr. Pragati Pandole	Telangana	Dr. BRKR Govt. Ayurvedic College, Opp. E.S.I Hospital, Erragadda, Hyderabad-500038, Telangana	Shalakya

Annexure – A

SELECTED CANDIDATES OF SCHEME FOR TRAINING IN AYURVEDA RESEARCH FOR POST- GRADUATE SCHOLARS (PG-STAR) 2023 – 2024

SL NO	PG-STAR ID	STUDENT NAME	STATE	COLLEGE NAME	PG SUBJECT
55	STAR/108/183	Dr. Harsha Haridas	Kerala	Government Ayurveda College, Dhanwantri Nagar, Taluk Kanayannur, Distt. Ernakulam, Tripunithura-682301, Kerala	Shalya
56	STAR/200/114	Dr. Indu P V	Kerala	Vaidyaratnam P.S. Varier Ayurveda College, Kottakkal, P.O Edarikode, Taluk-Tirur, Distt. Malappuram- 676501, Kerala	Agada Tantra
57	STAR/933/365	Dr. Sahana S. Rao Aithal	Gujarat	Institute of Teaching & Research in Ayurveda (ITRA), Jamnagar, Gujarat 361008	Rasa Shastra evam Bhaishajya Kalpana
58	STAR/630/128	Dr. Kavitha D	Karnataka	A.V. Samiti's Ayurveda Mahavidyalaya, Vidya Nagar, Bagalkot Road, Dist. & Tal Bijapur-586109, Karnataka	Shalya

Annexure – A

SELECTED CANDIDATES OF SCHEME FOR TRAINING IN AYURVEDA RESEARCH FOR POST- GRADUATE SCHOLARS (PG-STAR) 2023 – 2024

59	STAR/393/84	Dr. Chaithra K	Karnataka	Muniyal Institute of Ayurveda Medical Sciences, No.34/C, Shivalli Industrial Area, Taluk & Distt. Udupi, Manipal-576104, Karnataka	Dravyaguna Vigyana
60	STAR/315/73	Dr Hari Krishnan H	Karnataka	Sri Dharmastala Manjunatheshwara College of Ayurveda and Hospital Thanniruhalla, B M Road, Taluka & Distt. Hassan-573201, Karnataka	Shalakya
61	STAR/500/162	Dr Nagaveni K S	Karnataka	Sri Dharmastala Manjunatheshwara College of Ayurveda and Hospital Thanniruhalla, B M Road, Taluka & Distt. Hassan-573201, Karnataka	Prasuti evam Stri Roga

Annexure – A

SELECTED CANDIDATES OF SCHEME FOR TRAINING IN AYURVEDA RESEARCH FOR POST- GRADUATE SCHOLARS (PG-STAR) 2023 – 2024

SL NO	PG-STAR ID	STUDENT NAME	STATE	COLLEGE NAME	PG SUBJECT
62	STAR/949/262	Dr. Khushboo Sharma	Rajasthan	University College of Ayurved, Rajasthan Ayurved University, Nagaur Road, Kadwad, Jodhpur- 342037, Rajasthan	Rachana Sharira
63	STAR/764/299	Dr. Aiswarya K V	Kerala	Government Ayurveda College, Dhanwantri Nagar, Taluk Kanayannur, Distt. Ernakulam, Tripunithura-682301, Kerala	Dravyaguna Vigyana
64	STAR/592/317	Dr. Vishwanath B Meti	Karnataka	JSS Ayurveda Medical College, Shri Shivarathreeshwara Nagar, Mysore- 570015, Karnataka	Shalakya
65	STAR/84/170	Dr. Gayathri. V. K	Kerala	Shree Narayan Institute of Ayurvedic Studies & Research, P.O Puthur, Kottarakkara (Via) Distt. Kollam-691507, Kerala	Kayachikitsa

Annexure – A

SELECTED CANDIDATES OF SCHEME FOR TRAINING IN AYURVEDA RESEARCH FOR POST- GRADUATE SCHOLARS (PG-STAR) 2023 – 2024

SL NO	PG-STAR ID	STUDENT NAME	STATE	COLLEGE NAME	PG SUBJECT
66	STAR/345/238	Dr. Pradip Kumar	Uttar Pradesh	Faculty of Ayurveda Institute of Medical Sciences Banaras Hindu University Distt. Varanasi- 221005, Uttar Pradesh	Rasa Shastra evam Bhaishajya Kalpana
67	STAR/789/223	Dr. Supriya Babasheb Pundge	Maharashtra	Poona District Education Association's, College of Ayurved & Research Centre, Sector No. 25, Pradhikaran, Akurdi, Nigadi, Tal. Haveli, Distt. Pune –411044, Maharashtra	Agada Tantra
68	STAR/762/305	Dr. Ankush Zope	Kerala	Government Ayurveda College, Dhanwantri Nagar, Taluk Kanayannur, Distt. Ernakulam, Tripunithura-682301, Kerala	Dravyaguna Vigyana

Annexure – A

SELECTED CANDIDATES OF SCHEME FOR TRAINING IN AYURVEDA RESEARCH FOR POST- GRADUATE SCHOLARS (PG-STAR) 2023 – 2024

SL NO	PG-STAR ID	STUDENT NAME	STATE	COLLEGE NAME	PG SUBJECT
69	STAR/550/104	Dr. Priya N K	Kerala	Vaidyaratnam P.S. Varier Ayurveda College, Kottakkal, P.O Edarikode, Taluk-Tirur, Distt. Malappuram- 676501, Kerala	Panchakarma
70	STAR/87/57	Dr Shravani K S	Karnataka	Shri Jagadguru Gavisiddheshwar Ayurvedic Medical College, Post Graduate Studies & Research Center, Koppal – 583231, Karnataka	Kaumarabhritya - Bala Roga
71	STAR/360/160	Dr. Prakruthi T S	Karnataka	Sri Dharmastala Manjunatheshwara College of Ayurveda and Hospital Thanniruhalla, B M Road, Taluka & Distt. Hassan-573201, Karnataka	Rasa Shastra evam Bhaishajya Kalpana

Annexure – A

SELECTED CANDIDATES OF SCHEME FOR TRAINING IN AYURVEDA RESEARCH FOR POST- GRADUATE SCHOLARS (PG-STAR) 2023 – 2024

SL NO	PG-STAR ID	STUDENT NAME	STATE	COLLEGE NAME	PG SUBJECT
72	STAR/431/288	Dr. Nirupama S	New Delhi	All India Institute of Ayurveda, Mathura Road, Gautampuri, Sarita Vihar, Gautampuri Awas, Badarpur, New Delhi, Delhi 110076	Shalya
73	STAR/362/80	Dr. Sowmya S Panicker	Kerala	Govt. Ayurveda College, M.G Road, Taluk & District Thiruvananthapuram - 695001, Kerala	Rasa Shastra evam Bhaishajya Kalpana
74	STAR/445/89	Dr Isha Malik	Chandigarh	Shri Dhanwantry Ayurvedic College, and Hospital, Plot No.-M-688, Sector 46-B Chandigarh- 160017	Dravyaguna Vigyana
75	STAR/296/54	Dr Abhishek Mavale	Maharashtra	Mahatma Gandhi Ayurved College, Hospital & Research Centre, Salod Hirapur, Distt. Wardha-442001, Maharashtra	Shalya
76	STAR/250/55	Dr Komal Dhiman	Uttarakhand	Rishikul Govt P.G. Ayurvedic College & Hospital, Haridwar-249401, Uttarakhand	Kaumarabhritya - Bala Roga

Annexure – A

SELECTED CANDIDATES OF SCHEME FOR TRAINING IN AYURVEDA RESEARCH FOR POST- GRADUATE SCHOLARS (PG-STAR) 2023 – 2024

SL NO	PG-STAR ID	STUDENT NAME	STATE	COLLEGE NAME	PG SUBJECT
77	STAR/96/98	Dr Madhav Kumar Shravan Kumar Maheshwari	Gujarat	Parul Institute of Ayurved, P.O Limda, Tal. Waghodia, Distt. Vadodara- 391760, Gujarat	Rasa Shastra evam Bhaishajya Kalpana
78	STAR/130/20	Dr. Tanvi Gusain	Haryana	Shri Krishna Govt. Ayurvedic College & Hospital, Umri Road, Near DC Residence, Sec-8, Kurukshetra-136118, Haryana	Agada Tantra
79	STAR/730/220	Dr. Arushi	New Delhi	All India Institute of Ayurveda, Mathura Road, Gautampuri, Sarita Vihar, Gautampuri Awas, Badarpur, New Delhi, Delhi 110076	Rasa Shastra evam Bhaishajya Kalpana
80	STAR/745/236	Dr. Varun	New Delhi	All India Institute of Ayurveda, Mathura Road, Gautampuri, Sarita Vihar, Gautampuri Awas, Badarpur, New Delhi, Delhi 110076	Rasa Shastra evam Bhaishajya Kalpana

Annexure – A

SELECTED CANDIDATES OF SCHEME FOR TRAINING IN AYURVEDA RESEARCH FOR POST- GRADUATE SCHOLARS (PG-STAR) 2023 – 2024

SL NO	PG-STAR ID	STUDENT NAME	STATE	COLLEGE NAME	PG SUBJECT
81	STAR/231/310	Dr. Gunal Khobragade	Rajasthan	National Institute of Ayurveda, (Deemed to be University) Madhav Vilas Palace Amer Road, Jaipur-302002, Rajasthan	Rasa Shastra evam Bhaishajya Kalpana
82	STAR/613/149	Dr Thandra Shrinivas	Telangana	Dr. BRKR Govt. Ayurvedic College, Opp. E.S.I Hospital, Erragadda, Hyderabad-500038, Telangana	Dravyaguna Vigyana
83	STAR/847/251	Dr. Amal Chandran	Kerala	Parassinikkadavu Ayurveda Medical College, P.O Parassinikkadavu, Distt. Kannur- 670563, Kerala	Ayurveda Vachaspati-Agada Tantra
84	STAR/440/167	Dr. Aswathi M.	Kerala	PNNM Ayurveda Medical College, Shoranur, P.O. Cheruthuruthy, Taluk Thalappilly, Distt.- Thrissur-79531,Kerala	Shalya

Annexure – A

SELECTED CANDIDATES OF SCHEME FOR TRAINING IN AYURVEDA RESEARCH FOR POST- GRADUATE SCHOLARS (PG-STAR) 2023 – 2024

SL NO	PG-STAR ID	STUDENT NAME	STATE	COLLEGE NAME	PG SUBJECT
85	STAR/530/117	Dr. Yamini Sabharwal	Gujarat	Parul Institute of Ayurved, P.O Limda, Tal. Waghodia, Distt. Vadodara- 391760, Gujarat	Panchakarma
86	STAR/615/161	Dr. Vashishth Gohel	Gujarat	Parul Institute of Ayurved, P.O Limda, Tal. Waghodia, Distt. Vadodara- 391760, Gujarat	Kaumarabhritya - Bala Roga
87	STAR/548/249	Dr. Deva Vijayan Nambialil	Karnataka	Aroor Laxminarayana Rao Memorial Ayurvedic Medical College, Koppa- 577126, Distt. Chikmangalur, Karnataka	Dravyaguna Vigyana
88	STAR/707/341	Dr. Chaithra T M	Karnataka	Ayurved Mahavidyalaya & Hospital, Heggeri Extension Old Hubli-508824, Karnataka	Kayachikitsa

Annexure – A

SELECTED CANDIDATES OF SCHEME FOR TRAINING IN AYURVEDA RESEARCH FOR POST- GRADUATE SCHOLARS (PG-STAR) 2023 – 2024

SL NO	PG-STAR ID	STUDENT NAME	STATE	COLLEGE NAME	PG SUBJECT
89	STAR/318/60	Dr. Vidhya Menon	Karnataka	Muniyal Institute of Ayurveda Medical Sciences, No.34/C, Shivalli Industrial Area, Taluk & Distt. Udupi, Manipal-576104, Karnataka	Shalya
90	STAR/215/171	Dr. Vanaja. S	Karnataka	Shri Dharmasthala Manjunatheshwara Institute of Ayurveda & Hospital, Anchepalya, Kumbalagoudu Village, Bengaluru- 560074, Karnataka	Kaumarabhritya - Bala Roga
91	STAR/547/189	Dr. Dhriti Khandelwal	Karnataka	Sri Dharmastala Manjunatheshwara College of Ayurveda and Hospital Thanniruhalla, B M Road, Taluka & Distt. Hassan-573201, Karnataka	Shalya

Annexure – A

SELECTED CANDIDATES OF SCHEME FOR TRAINING IN AYURVEDA RESEARCH FOR POST- GRADUATE SCHOLARS (PG-STAR) 2023 – 2024

SL NO	PG-STAR ID	STUDENT NAME	STATE	COLLEGE NAME	PG SUBJECT
92	STAR/599/201	Dr. Suryanarayanan S	Karnataka	Sri Dharmastala Manjunatheshwara College of Ayurveda and Hospital Thanniruhalla, B M Road, Taluka & Distt. Hassan-573201, Karnataka	Swasthavritta
93	STAR/283/74	Dr Reeya Gamne	Maharashtra	Mahatma Gandhi Ayurved College, Hospital & Research Centre, Salod Hirapur, Distt. Wardha-442001, Maharashtra	Kayachikitsa
94	STAR/160/59	Dr. Gadam Nageshkumar Govinda	Andhra Pradesh	Sri Venkateshwara Ayurvedic College, SVIMS Campus, T T Devasthanam, Tirupati North-517507, Andhra Pradesh	Panchakarma
95	STAR/900/243	Dr Sunita Belligeri	Karnataka	Taranath Govt. Ayurvedic Medical College, Ananthpura Road, Bellary- 583101, Karnataka	Kayachikitsa

Annexure – A

SELECTED CANDIDATES OF SCHEME FOR TRAINING IN AYURVEDA RESEARCH FOR POST- GRADUATE SCHOLARS (PG-STAR) 2023 – 2024

SL NO	PG-STAR ID	STUDENT NAME	STATE	COLLEGE NAME	PG SUBJECT
96	STAR/1070/318	Dr. Sheetal	Maharashtra	Chhatrapati Shahu Maharaj Shikshan Sanstha's Ayurved Mahavidyalaya & Rugnalaya Kanchanwadi,Paithan Road Tq. & Distt. Aurangabad - 431002 Maharashtra	Prasuti evam Stri Roga
97	STAR/1000/289	Dr. Omkar Jhadhav	Maharashtra	R.A. Podar Ayurved Medical College Dr. Annie Besant Road, Worli, Mumbai-400018, Maharashtra	Rasa Shastra evam Bhaishajya Kalpana
98	STAR/241/138	Dr. Arsha S. S	Kerala	Pankajakasthuri Ayurveda Medical College, Killy, Kattakada Road, Thiruvanathapuram-695572, Kerala	Shalya

Annexure – A

SELECTED CANDIDATES OF SCHEME FOR TRAINING IN AYURVEDA RESEARCH FOR POST- GRADUATE SCHOLARS (PG-STAR) 2023 – 2024

SL NO	PG-STAR ID	STUDENT NAME	STATE	COLLEGE NAME	PG SUBJECT
99	STAR/668/156	Dr. Rhutika Bandu Bagde	Maharashtra	Shri Ayurved Mahavidyalaya, Dhanwantri Marg, Hanuman Nagar Nagpur- 440009, Maharashtra	Kriya Sharira
100	STAR/946/261	Dr Meha Sharma	Haryana	Shri Krishna Govt. Ayurvedic College & Hospital, Umri Road, Near DC Residence, Sec-8, Kurukshetra-136118, Haryana	Kriya Sharira

SHRI B. M. KANKANAWADI AYURVED MAHAVIDYALAYA
Post Graduate Studies & Research Centre
(Approved by National Commission For Indian System Of Medicine, New Delhi & M/o AYUSH, GoI)
A Constituent Unit of
KLE ACADEMY OF HIGHER EDUCATION & RESEARCH
(DEEMED-TO-BE-UNIVERSITY)
(Re-Accredited 'A+' Grade by NAAC (3rd Cycle) || Placed under Category 'A' by MHRD GoI)

India's First AYUSH Institution with NAAC & NABH Accreditation

CONGRATULATIONS – PG STAR



Development Of Dhoopan Yantra With Evaluation Of Srivasadi Dhoopana Karma In The Management Of Dustavrana - A Randomised Controlled Clinical Trial

DEPARTMENT OF SHALYA TANTRA



DR.UJJWAL GUPTA

DR. SANTOSH Y.M



Development of "Ashtaguna manda" as Ready-To-Eat (RTE) therapeutic food.

DEPARTMENT OF SWASTHAVRITTA & YOGA



DR. RAKTIMABHA JENA

DR.SANJEEV S TONNI



Comparative Analytical and Antimicrobial Study of *Yashada Bhasma* and Green Synthesized Zinc Oxide Nanoparticles using Aloe vera Leaf Extract"

DEPARTMENT OF RASASHASTRA & BHAISAJYA KALPANA



DR. KEERTHI S V

DR. GEETA.G.GADAD



Evaluation of Complete Protocol of Samsarjana Krama on Intestinal Gut Flora w.s.r to Hydrogen Breath Test - "An Open Observational Clinical Study"

DEPARTMENT OF PANCHAKARMA



DR.HARSHA CHUTTANI

DR.VISHWANATH S W

File No.HQ-ESTT012/59/2022-ESTT / 4462

File. No. HQ-ESTT012/59/2022-ESTT

केन्द्रीय आयुर्वेदीय विज्ञान अनुसंधान परिषद्

आयुष मन्त्रालय, भारत सरकार

जवाहर लाल नेहरू भारतीय चिकित्सा एवं होम्योपैथी अनुसंधान भवन

61-65, सांस्थानिक क्षेत्र, सम्मुख 'डी' ब्लाक, जनकपुरी, नई दिल्ली-110058

CENTRAL COUNCIL FOR RESEARCH IN AYURVEDIC SCIENCES

Ministry of AYUSH, Govt. of India

Jawahar Lal Nehru Bhartiya Chikitsa Evam Homoeopathy Anusandhan Bhawan

61-65, Institutional Area, Opp. 'D' Block, Janakpuri, New Delhi-110058

EPBX
28525852, 28520501
28522524, 28525831
28525862, 28525883
28525897

NOTICE

(PG STAR 2023- 2024)

E-F. No. HQ-ESTT012/59/2022-ESTT / 4462

Dated: 29.09.2023

29 SEP 2023

In reference to the CCRAS PG STAR launched on 14th June 2023, the result of selected candidates of Scheme for Training in Ayurveda Research for Post- Graduate Scholars (PG-STAR) 2023- 24 is hereby declared. The list of candidates is at **Annexure - A.**

The selected candidates shall have to submit scanned copy of an undertaking/acceptance letter in the specified format available in the PG STAR scheme **(Annexure-I)** indicating his/her willingness to take part in PG STAR 2023-24 (PG admission 2021-22 batch), duly signed by the guide and head of the concerned Department/Dean of the Faculty/Registrar through e-mail **(pgstar.ayu@ccras.nic.in)** latest by **9th October, 2023**. All students are advised to follow the timeline available in "**PG STAR**" website (i.e., http://pgstar.hopto.org:443/).

The student enrolled under PG STAR 2023-24 shall abide by the following Terms of Reference (ToR):

Terms of Reference:

1. Candidates not submitting the undertaking/acceptance letter by e-mail within stipulated period (i.e., 9th October, 2023) or sending the acceptance after due date will be deemed considered as ineligible.
2. On receipt of the acceptance for PG STAR - 2023-24, the enrolled student will be duly intimated.
3. All enrolled students under PG STAR 2023-24 shall have to submit their progress report in every six months through aforementioned e-mail till completion of the project.
4. Account details of the college account in the specified format available in the PG STAR scheme **(Annexure - VIII)** are to be submitted along with photocopy of cancelled cheque for purpose of verification of the concerned bank account where money is to be remitted.
5. The first instalment i.e. 70% of the total sanctioned amount will be released on receipt of the acceptance for PG STAR 2023-24 by the selected candidates. The grant is applicable for

maximum of two years or till the completion of the sanctioned project. The second instalment will be released only after completion of research work, publication of research outcome (at least acceptance/preprint in minimum UGC care listed journal) and approval of final report on submission to CCRAS at given e-mail (pgstar.ayu@ccras.nic.in).

6. CCRAS institutes may be approached by the guide/student for any technical guidance in formulation amendment and execution of research proposals.

7. On satisfactory completion of the project and acceptance and approval of the final report by the competent authority, a certificate will be issued and posted to the office of the concerned Principal/ Director/ Dean/ Registrar.

29/9/2023

(Renu Rajan)
Administrative Officer (Proj.)
For Director General

For further queries:

Phone: 011-28525488

Time: 10:00 am to 6:00 pm (Mon-Fri only)

Email Id: pgstar.ayu@ccras.nic.in

Annexure – A

SELECTED CANDIDATES OF SCHEME FOR TRAINING IN AYURVEDA RESEARCH FOR POST- GRADUATE SCHOLARS (PG-STAR) 2023 – 2024

SL NO	PG-STAR ID	STUDENT NAME	STATE	COLLEGE NAME	PG SUBJECT
1	STAR/155/32	Dr. Padmaja Vadalkar	Maharashtra	Yerala Medical Trust Ayurvedic Medical College & Hospital Institutional Area, Sector No.4, Kharghar, Navi Mumbai– 410210, Maharashtra	Rasa Shastra evam Bhaishajya Kalpana
2	STAR/225/68	Dr. Nivedita Bagewadi	Karnataka	Rajiv Gandhi Education Society's Ayurvedic Medical College & Hospital Taluka Ron, Dist. Gadag-582209, Karnataka	Dravyaguna Vigyana
3	STAR/537/185	Dr Abhishek T R	Karnataka	Alva's Ayurveda Medical College, Moodbidri, South Canara, Distt. Dakshin-574227, Karnataka	Shalakya
4	STAR/579/219	Dr Sreelakshmi P R	Kerala	Vaidyaratnam P.S. Varier Ayurveda College, Kottakkal, P.O Edarikode, Taluk-Tirur, Distt. Malappuram- 676501, Kerala	Dravyaguna Vigyana

Annexure – A

SELECTED CANDIDATES OF SCHEME FOR TRAINING IN AYURVEDA RESEARCH FOR POST- GRADUATE SCHOLARS (PG-STAR) 2023 – 2024

SL NO	PG-STAR ID	STUDENT NAME	STATE	COLLEGE NAME	PG SUBJECT
5	STAR/794/260	Dr. Riddhi Sudhir Bhatt	Madhya Pradesh	Pt. Khushilal Sharma Govt. (Autonomous) Ayurved College & Institute, Behind Manit, Nehru Nagar, Kolar Bypass Road, Science Hills, Bhopal-462003, Madhya Pradesh	Dravyaguna Vigyana
6	STAR/201/31	Dr. Sayali Nayan Zaavde	Maharashtra	Yerala Medical Trust Ayurvedic Medical College & Hospital Institutional Area, Sector No.4, Kharghar, Navi Mumbai– 410210, Maharashtra	Rasa Shastra evam Bhaishajya Kalpana
7	STAR/1005/309	Dr. Vismitha K R	Karnataka	Govt. Ayurvedic Medical College, Dhanwantri Road, Bangalore-560009, Karnataka	Rasa Shastra evam Bhaishajya Kalpana
8	STAR/561/369	Dr. Kirtesh N. Agey	Gujarat	Institute of Teaching & Research in Ayurveda (ITRA), Jamnagar, Gujarat 361008	Rasa Shastra evam Bhaishajya Kalpana

Annexure – A

SELECTED CANDIDATES OF SCHEME FOR TRAINING IN AYURVEDA RESEARCH FOR POST- GRADUATE SCHOLARS (PG-STAR) 2023 – 2024

SL NO	PG-STAR ID	STUDENT NAME	STATE	COLLEGE NAME	PG SUBJECT
9	STAR/1168/367	Dr. Bhashanjali Singh	Maharashtra	Dr. D.Y. Patil College of Ayurved & Research Centre, Pimpri, Pune 411018, Maharashtra	Panchakarma
10	STAR/689/388	Dr. Krutika	Maharashtra	Govt. Ayurvedic College, Raje Raghuji Nagar, Umrer Road, Sakkardara Chowk, Nagpur-440024, Maharashtra	Agada Tantra
11	STAR/617/144	Dr. Arundhathi Prasad	Karnataka	SDM, College of Ayurveda & Hospital, Laxminarayan, Nagar, P.O. Kuthpady Taluk and Distt. Udupi-574118, Karnataka	Agada Tantra
12	STAR/928/387	Dr. Yawalkar M.R (Madhuri)	Maharashtra	Govt. Ayurvedic College, Raje Raghuji Nagar, Umrer Road, Sakkardara Chowk, Nagpur-440024, Maharashtra	Kayachikitsa

Annexure – A

SELECTED CANDIDATES OF SCHEME FOR TRAINING IN AYURVEDA RESEARCH FOR POST- GRADUATE SCHOLARS (PG-STAR) 2023 – 2024

SL NO	PG-STAR ID	STUDENT NAME	STATE	COLLEGE NAME	PG SUBJECT
13	STAR/456/100	Dr Ankit Kumar	Gujarat	Parul Institute of Ayurved, P.O Limda, Tal. Waghodia, Distt. Vadodara- 391760, Gujarat	Kayachikitsa
14	STAR/844/239	Dr. Rajnika	Rajasthan	University College of Ayurved, Rajasthan Ayurved University, Nagaur Road, Kadwad, Jodhpur- 342037, Rajasthan	Rasa Shastra evam Bhaishajya Kalpana
15	STAR/627/135	Dr. Ujjwal	Karnataka	Karnataka Liberal Education University, Shri B.M. Kankanadi Ayurveda Mahavidyalaya, Shahapur, Belgaum- 590003, Karnataka	Shalya
16	STAR/1178/377	Dr. Sudesh K S	Karnataka	Muniyal Institute of Ayurveda Medical Sciences, No.34/C, Shivalli Industrial Area, Taluk & Distt. Udupi, Manipal- 576104, Karnataka	Kayachikitsa

Annexure – A

SELECTED CANDIDATES OF SCHEME FOR TRAINING IN AYURVEDA RESEARCH FOR POST- GRADUATE SCHOLARS (PG-STAR) 2023 – 2024

SL NO	PG-STAR ID	STUDENT NAME	STATE	COLLEGE NAME	PG SUBJECT
17	STAR/294/248	Dr. Harshitha S J	Karnataka	Taranath Govt. Ayurvedic Medical College, Ananthpura Road, Bellary- 583101, Karnataka	Rasa Shastra evam Bhaishajya Kalpana
18	STAR/355/179	Dr. Neethu K V	Kerala	Govt. Ayurveda College, M.G Road, Taluk & District Thiruvananthapuram-695001, Kerals	Rasa Shastra evam Bhaishajya Kalpana
19	STAR/164/37	Dr. Renuka Bains	Haryana	Shri Krishna Govt. Ayurvedic College & Hospital, Umri Road, Near DC Residence, Sec-8, Kurukshetra-136118, Haryana	Dravyaguna Vigyana
20	STAR/476/280	Dr. Goutami Priyadarshini	Rajasthan	National Institute of Ayurveda, (Deemed to be University) Madhav Vilas Palace Amer Road, Jaipur-302002, Rajasthan	Rasa Shastra evam Bhaishajya Kalpana

Annexure – A

SELECTED CANDIDATES OF SCHEME FOR TRAINING IN AYURVEDA RESEARCH FOR POST- GRADUATE SCHOLARS (PG-STAR) 2023 – 2024

SL NO	PG-STAR ID	STUDENT NAME	STATE	COLLEGE NAME	PG SUBJECT
21	STAR/452/166	Dr. Priyanka Pandurang Panchal	Maharashtra	Padamshri Dr. D.Y. Patil College of Ayurved & Research Institute, Dr. D.Y. Patil Vidya Nagar, Sector-7, Taluka-Nerul, Navi Mumbai, Distt. - Thane-400706, Maharashtra	Kayachikitsa
22	STAR/898/362	Kritika	Punjab	Dayanand Ayurvedic College, Mahatma Hans Raj Marg, G.T. Road, Opp. Burlton Park, Distt. Jalandhar- 144008, Punjab	Panchakarma
23	STAR/402/358	Dr. Sushree Susmita	Uttar Pradesh	Faculty of Ayurveda Institute of Medical Sciences Banaras Hindu University Distt. Varanasi- 221005, Uttar Pradesh	Roga Nidana evam Vikriti Vigyana

Annexure – A

SELECTED CANDIDATES OF SCHEME FOR TRAINING IN AYURVEDA RESEARCH FOR POST- GRADUATE SCHOLARS (PG-STAR) 2023 – 2024

SL NO	PG-STAR ID	STUDENT NAME	STATE	COLLEGE NAME	PG SUBJECT
24	STAR/871/263	Dr. Sahil Kumar	Himachal Pradesh	Rajiv Gandhi Govt. Post-Graduate, Ayurvedic College, Paprola, Tehsil- Baijnath, Distt. Kangra-176115, Himachal Pradesh	Kaumarabhritya - Bala Roga
25	STAR/471/92	Dr. Radha Mhapankar	Maharashtra	Dr. D.Y. Patil College of Ayurved & Research Centre, Pimpri, Pune 411018, Maharashtra	Ayurveda Samhita evum Siddhant
26	STAR/118/213	Dr Neha Chauhan	New Delhi	All India Institute of Ayurveda, Mathura Road, Gautampuri, Sarita Vihar, Gautampuri Awas, Badarpur, New Delhi, Delhi 110076	Panchakarma
27	STAR/372/259	Dr. Gayathri. J	Kerala	Amrita School of Ayurveda, P.O Clappana, Taluk-Karunagappally, Distt. Kollam-690525, Kerala	Dravyaguna Vigyana

Annexure – A

SELECTED CANDIDATES OF SCHEME FOR TRAINING IN AYURVEDA RESEARCH FOR POST- GRADUATE SCHOLARS (PG-STAR) 2023 – 2024

SL NO	PG-STAR ID	STUDENT NAME	STATE	COLLEGE NAME	PG SUBJECT
28	STAR/170/230	Dr. Dhanya. K	Kerala	Vaidyaratnam P.S. Varier Ayurveda College, Kottakkal, P.O Edarikode, Taluk-Tirur, Distt. Malappuram- 676501, Kerala	Mano vigyana evam Manasa Roga
29	STAR/503/204	Dr. Nikita S. Mane	Gujarat	Institute of Teaching & Research in Ayurveda (ITRA), Jamnagar, Gujarat 361008	Rasa Shastra evam Bhaishajya Kalpana
30	STAR/594/131	Dr. Raktimabha Jena	Karnataka	Karnataka Liberal Education University, Shri B.M. Kankanadi Ayurveda Mahavidyalaya, Shahapur, Belgaum- 590003, Karnataka	Swasthavritta
31	STAR/722/169	Dr. Keerthi S. V.	Karnataka	Karnataka Liberal Education University, Shri B.M. Kankanadi Ayurveda Mahavidyalaya, Shahapur, Belgaum- 590003, Karnataka	Rasa Shastra evam Bhaishajya Kalpana

Annexure – A

SELECTED CANDIDATES OF SCHEME FOR TRAINING IN AYURVEDA RESEARCH FOR POST- GRADUATE SCHOLARS (PG-STAR) 2023 – 2024

SL NO	PG-STAR ID	STUDENT NAME	STATE	COLLEGE NAME	PG SUBJECT
32	STAR/302/61	Dr Parvathy Sunil	Kerala	Govt. Ayurveda College, M.G Road, Taluke & District Thiruvananthapuram-695001, Kerala	Rasa Shastra evam Bhaishajya Kalpana
33	STAR/284/271	Dr. Ninad Nandkumar Mulye	Kerala	Govt. Ayurveda College, M.G Road, Taluk & District Thiruvananthapuram-695001, Kerala	Panchakarma
34	STAR/543/123	Dr. Arya T	Kerala	Govt. Ayurveda College, M.G Road, Taluk & District Thiruvananthapuram-695001, Kerala	Agada Tantra
35	STAR/643/154	Dr. Satish Kumar Dewangan	Chhattisgarh	Shri Narayan Prasad Awasthi Government Ayurvedic College,G.E. Road , Raipur-492001, Chhattisgarh	Agada Tantra

Annexure – A

SELECTED CANDIDATES OF SCHEME FOR TRAINING IN AYURVEDA RESEARCH FOR POST- GRADUATE SCHOLARS (PG-STAR) 2023 – 2024

Sl.no	PG-STAR ID	STUDENT NAME	STATE	COLLEGE NAME	PG SUBJECT
36	STAR/151/27	Dr Ajay	Karnataka	Shri Dharmasthala Manjunatheshwara Institute of Ayurveda & Hospital, Anchepalya, Kumbalagoudu Village, Bengaluru- 560074, Karnataka	Kaumarabhritya - Bala Roga
37	STAR/769/391	Dr. Sheethal S	Karnataka	Sri Sri College of Ayurvedic Sciences & Research,21st KM Kanakapura Road, Post Udayapura, Bangalore-560062 Karnataka	Shalakya
38	STAR/558/390	Dr. Parul Gupta	New Delhi	All India Institute of Ayurveda, Mathura Road, Gautampuri, Sarita Vihar, Gautampuri Awas, Badarpur, New Delhi, Delhi 110076	Ayurveda Samhita evum Siddhant

Annexure – A

SELECTED CANDIDATES OF SCHEME FOR TRAINING IN AYURVEDA RESEARCH FOR POST- GRADUATE SCHOLARS (PG-STAR) 2023 – 2024

SL NO	PG-STAR ID	STUDENT NAME	STATE	COLLEGE NAME	PG SUBJECT
39	STAR/993/295	Dr. Priyanka Jasani	Uttar Pradesh	Faculty of Ayurveda Institute of Medical Sciences Banaras Hindu University Distt. Varanasi- 221005, Uttar Pradesh	Dravyaguna Vigyana
40	STAR/524/103	Dr. Radhika Gandhi	Gujarat	Parul Institute of Ayurved, P.O Limda, Tal. Waghodia, Distt. Vadodara- 391760, Gujarat	Shalakya
41	STAR/1044/366	Dr. Shweta Sunil Borkar	Gujarat	Institute of Teaching & Research in Ayurveda (ITRA), Jamnagar, Gujarat 361008	Rasa Shastra evam Bhaishajya Kalpana
42	STAR/1240/400	Dr. Ningurkar Vaishnawi Eknath	Maharashtra	R.A. Podar Ayurved Medical College Dr. Annie Besant Road, Worli, Mumbai-400018, Maharashtra	Shalakya

Annexure – A

SELECTED CANDIDATES OF SCHEME FOR TRAINING IN AYURVEDA RESEARCH FOR POST- GRADUATE SCHOLARS (PG-STAR) 2023 – 2024

SL NO	PG-STAR ID	STUDENT NAME	STATE	COLLEGE NAME	PG SUBJECT
43	STAR/494/274	Dr. Neha Basaiye	Rajasthan	National Institute of Ayurveda, (Deemed to be University) Madhav Vilas Palace Amer Road, Jaipur-302002, Rajasthan	Rasa Shastra evam Bhaishajya Kalpana
44	STAR/595/148	Dr. Harsha Chuttani	Karnataka	Karnataka Liberal Education University, Shri B.M. Kankanadi Ayurveda Mahavidyalaya, Shahapur, Belgaum- 590003, Karnataka	Panchakarma
45	STAR/400/71	Dr. Madhu V Veeranagoudra	Karnataka	Rajiv Gandhi Education Society's Ayurvedic Medical College & Hospital Taluka Ron, Dist. Gadag-582209, Karnataka	Prasuti evam Stri Roga
46	STAR/1091/337	Dr. Hanumanta H	Karnataka	Taranath Govt. Ayurvedic Medical College, Ananthpura Road, Bellary- 583101, Karnataka	Panchakarma

Annexure – A

SELECTED CANDIDATES OF SCHEME FOR TRAINING IN AYURVEDA RESEARCH FOR POST- GRADUATE SCHOLARS (PG-STAR) 2023 – 2024

SL NO	PG-STAR ID	STUDENT NAME	STATE	COLLEGE NAME	PG SUBJECT
47	STAR/659/231	Dr. Shweta Choukimath	Karnataka	Ayurved Mahavidyalaya & Hospital, Heggeri Extension Old Hubli-508824, Karnataka	Rasa Shastra evam Bhaishajya Kalpana
48	STAR/671/146	Dr. Mrunalini	Maharashtra	Poona District Education Association's, College of Ayurved & Research Centre, Sector No. 25, Pradhikaran, Akurdi, Nigadi, Tal. Haveli, Distt. Pune –411044, Maharashtra	Dravyaguna Vigyana
49	STAR/509/342	Dr. Jasmin Banu	Rajasthan	National Institute of Ayurveda, (Deemed to be University) Madhav Vilas Palace Amer Road, Jaipur-302002, Rajasthan	Kayachikitsa
50	STAR/274/159	Dr. Asha H Ballari	Karnataka	Shri Vijay Mahantesh Ayurvedic Medical College, Tq. –Hungund, Dist. Bagalkot, Ilkal-587125, Karnataka	Shalya

Annexure – A

SELECTED CANDIDATES OF SCHEME FOR TRAINING IN AYURVEDA RESEARCH FOR POST- GRADUATE SCHOLARS (PG-STAR) 2023 – 2024

SL NO	PG-STAR ID	STUDENT NAME	STATE	COLLEGE NAME	PG SUBJECT
51	STAR/165/181	Dr. Nibisha C P	Kerala	Govt. Ayurveda College, M.G Road, Taluk & District Thiruvananthapuram-695001, Kerala	Dravyaguna Vigyana
52	STAR/831/268	Dr. Sangeetha C N	Karnataka	Sri Sri College of Ayurvedic Sciences & Research,21st KM Kanakapura Road, Post Udayapura, Bangalore-560062 Karnataka	Shalya
53	STAR/629/322	Dr. Shreya Sanjay Kothavale	New Delhi	All India Institute of Ayurveda, Mathura Road, Gautampuri, Sarita Vihar, Gautampuri Awas, Badarpur, New Delhi, Delhi 110076	Panchakarma
54	STAR/93/399	Dr. Pragati Pandole	Telangana	Dr. BRKR Govt. Ayurvedic College, Opp. E.S.I Hospital, Erragadda, Hyderabad-500038, Telangana	Shalakya

Annexure – A

SELECTED CANDIDATES OF SCHEME FOR TRAINING IN AYURVEDA RESEARCH FOR POST- GRADUATE SCHOLARS (PG-STAR) 2023 – 2024

SL NO	PG-STAR ID	STUDENT NAME	STATE	COLLEGE NAME	PG SUBJECT
55	STAR/108/183	Dr. Harsha Haridas	Kerala	Government Ayurveda College, Dhanwantri Nagar, Taluk Kanayannur, Distt. Ernakulam, Tripunithura-682301, Kerala	Shalya
56	STAR/200/114	Dr. Indu P V	Kerala	Vaidyaratnam P.S. Varier Ayurveda College, Kottakkal, P.O Edarikode, Taluk-Tirur, Distt. Malappuram- 676501, Kerala	Agada Tantra
57	STAR/933/365	Dr. Sahana S. Rao Aithal	Gujarat	Institute of Teaching & Research in Ayurveda (ITRA), Jamnagar, Gujarat 361008	Rasa Shastra evam Bhaishajya Kalpana
58	STAR/630/128	Dr. Kavitha D	Karnataka	A.V. Samiti's Ayurveda Mahavidyalaya, Vidya Nagar, Bagalkot Road, Dist. & Tal Bijapur-586109, Karnataka	Shalya

Annexure – A

SELECTED CANDIDATES OF SCHEME FOR TRAINING IN AYURVEDA RESEARCH FOR POST- GRADUATE SCHOLARS (PG-STAR) 2023 – 2024

59	STAR/393/84	Dr. Chaithra K	Karnataka	Muniyal Institute of Ayurveda Medical Sciences, No.34/C, Shivalli Industrial Area, Taluk & Distt. Udupi, Manipal-576104, Karnataka	Dravyaguna Vigyana
60	STAR/315/73	Dr Hari Krishnan H	Karnataka	Sri Dharmastala Manjunatheshwara College of Ayurveda and Hospital Thanniruhalla, B M Road, Taluka & Distt. Hassan-573201, Karnataka	Shalakya
61	STAR/500/162	Dr Nagaveni K S	Karnataka	Sri Dharmastala Manjunatheshwara College of Ayurveda and Hospital Thanniruhalla, B M Road, Taluka & Distt. Hassan-573201, Karnataka	Prasuti evam Stri Roga

Annexure – A

SELECTED CANDIDATES OF SCHEME FOR TRAINING IN AYURVEDA RESEARCH FOR POST- GRADUATE SCHOLARS (PG-STAR) 2023 – 2024

SL NO	PG-STAR ID	STUDENT NAME	STATE	COLLEGE NAME	PG SUBJECT
62	STAR/949/262	Dr. Khushboo Sharma	Rajasthan	University College of Ayurved, Rajasthan Ayurved University, Nagaur Road, Kadwad, Jodhpur- 342037, Rajasthan	Rachana Sharira
63	STAR/764/299	Dr. Aiswarya K V	Kerala	Government Ayurveda College, Dhanwantri Nagar, Taluk Kanayannur, Distt. Ernakulam, Tripunithura-682301, Kerala	Dravyaguna Vigyana
64	STAR/592/317	Dr. Vishwanath B Meti	Karnataka	JSS Ayurveda Medical College, Shri Shivarathreeshwara Nagar, Mysore- 570015, Karnataka	Shalakya
65	STAR/84/170	Dr. Gayathri. V. K	Kerala	Shree Narayan Institute of Ayurvedic Studies & Research, P.O Puthur, Kottarakkara (Via) Distt. Kollam-691507, Kerala	Kayachikitsa

Annexure – A

SELECTED CANDIDATES OF SCHEME FOR TRAINING IN AYURVEDA RESEARCH FOR POST- GRADUATE SCHOLARS (PG-STAR) 2023 – 2024

SL NO	PG-STAR ID	STUDENT NAME	STATE	COLLEGE NAME	PG SUBJECT
66	STAR/345/238	Dr. Pradip Kumar	Uttar Pradesh	Faculty of Ayurveda Institute of Medical Sciences Banaras Hindu University Distt. Varanasi- 221005, Uttar Pradesh	Rasa Shastra evam Bhaishajya Kalpana
67	STAR/789/223	Dr. Supriya Babasheb Pundge	Maharashtra	Poona District Education Association's, College of Ayurved & Research Centre, Sector No. 25, Pradhikaran, Akurdi, Nigadi, Tal. Haveli, Distt. Pune –411044, Maharashtra	Agada Tantra
68	STAR/762/305	Dr. Ankush Zope	Kerala	Government Ayurveda College, Dhanwantri Nagar, Taluk Kanayannur, Distt. Ernakulam, Tripunithura-682301, Kerala	Dravyaguna Vigyana

Annexure – A

SELECTED CANDIDATES OF SCHEME FOR TRAINING IN AYURVEDA RESEARCH FOR POST- GRADUATE SCHOLARS (PG-STAR) 2023 – 2024

SL NO	PG-STAR ID	STUDENT NAME	STATE	COLLEGE NAME	PG SUBJECT
69	STAR/550/104	Dr. Priya N K	Kerala	Vaidyaratnam P.S. Varier Ayurveda College, Kottakkal, P.O Edarikode, Taluk-Tirur, Distt. Malappuram- 676501, Kerala	Panchakarma
70	STAR/87/57	Dr Shravani K S	Karnataka	Shri Jagadguru Gavisiddheshwar Ayurvedic Medical College, Post Graduate Studies & Research Center, Koppal – 583231, Karnataka	Kaumarabhritya - Bala Roga
71	STAR/360/160	Dr. Prakruthi T S	Karnataka	Sri Dharmastala Manjunatheshwara College of Ayurveda and Hospital Thanniruhalla, B M Road, Taluka & Distt. Hassan-573201, Karnataka	Rasa Shastra evam Bhaishajya Kalpana

Annexure – A

SELECTED CANDIDATES OF SCHEME FOR TRAINING IN AYURVEDA RESEARCH FOR POST- GRADUATE SCHOLARS (PG-STAR) 2023 – 2024

SL NO	PG-STAR ID	STUDENT NAME	STATE	COLLEGE NAME	PG SUBJECT
72	STAR/431/288	Dr. Nirupama S	New Delhi	All India Institute of Ayurveda, Mathura Road, Gautampuri, Sarita Vihar, Gautampuri Awas, Badarpur, New Delhi, Delhi 110076	Shalya
73	STAR/362/80	Dr. Sowmya S Panicker	Kerala	Govt. Ayurveda College, M.G Road, Taluk & District Thiruvananthapuram - 695001, Kerala	Rasa Shastra evam Bhaishajya Kalpana
74	STAR/445/89	Dr Isha Malik	Chandigarh	Shri Dhanwantry Ayurvedic College, and Hospital, Plot No.-M-688, Sector 46-B Chandigarh- 160017	Dravyaguna Vigyana
75	STAR/296/54	Dr Abhishek Mavale	Maharashtra	Mahatma Gandhi Ayurved College, Hospital & Research Centre, Salod Hirapur, Distt. Wardha-442001, Maharashtra	Shalya
76	STAR/250/55	Dr Komal Dhiman	Uttarakhand	Rishikul Govt P.G. Ayurvedic College & Hospital, Haridwar-249401, Uttarakhand	Kaumarabhritya - Bala Roga

Annexure – A

SELECTED CANDIDATES OF SCHEME FOR TRAINING IN AYURVEDA RESEARCH FOR POST- GRADUATE SCHOLARS (PG-STAR) 2023 – 2024

SL NO	PG-STAR ID	STUDENT NAME	STATE	COLLEGE NAME	PG SUBJECT
77	STAR/96/98	Dr Madhav Kumar Shravan Kumar Maheshwari	Gujarat	Parul Institute of Ayurved, P.O Limda, Tal. Waghodia, Distt. Vadodara- 391760, Gujarat	Rasa Shastra evam Bhaishajya Kalpana
78	STAR/130/20	Dr. Tanvi Gusain	Haryana	Shri Krishna Govt. Ayurvedic College & Hospital, Umri Road, Near DC Residence, Sec-8, Kurukshetra-136118, Haryana	Agada Tantra
79	STAR/730/220	Dr. Arushi	New Delhi	All India Institute of Ayurveda, Mathura Road, Gautampuri, Sarita Vihar, Gautampuri Awas, Badarpur, New Delhi, Delhi 110076	Rasa Shastra evam Bhaishajya Kalpana
80	STAR/745/236	Dr. Varun	New Delhi	All India Institute of Ayurveda, Mathura Road, Gautampuri, Sarita Vihar, Gautampuri Awas, Badarpur, New Delhi, Delhi 110076	Rasa Shastra evam Bhaishajya Kalpana

Annexure – A

SELECTED CANDIDATES OF SCHEME FOR TRAINING IN AYURVEDA RESEARCH FOR POST- GRADUATE SCHOLARS (PG-STAR) 2023 – 2024

SL NO	PG-STAR ID	STUDENT NAME	STATE	COLLEGE NAME	PG SUBJECT
81	STAR/231/310	Dr. Gunal Khobragade	Rajasthan	National Institute of Ayurveda, (Deemed to be University) Madhav Vilas Palace Amer Road, Jaipur-302002, Rajasthan	Rasa Shastra evam Bhaishajya Kalpana
82	STAR/613/149	Dr Thandra Shrinivas	Telangana	Dr. BRKR Govt. Ayurvedic College, Opp. E.S.I Hospital, Erragadda, Hyderabad-500038, Telangana	Dravyaguna Vigyana
83	STAR/847/251	Dr. Amal Chandran	Kerala	Parassinikkadavu Ayurveda Medical College, P.O Parassinikkadavu, Distt. Kannur- 670563, Kerala	Ayurveda Vachaspati-Agada Tantra
84	STAR/440/167	Dr. Aswathi M.	Kerala	PNNM Ayurveda Medical College, Shoranur, P.O. Cheruthuruthy, Taluk Thalappilly, Distt.- Thrissur-79531,Kerala	Shalya

Annexure – A

SELECTED CANDIDATES OF SCHEME FOR TRAINING IN AYURVEDA RESEARCH FOR POST- GRADUATE SCHOLARS (PG-STAR) 2023 – 2024

SL NO	PG-STAR ID	STUDENT NAME	STATE	COLLEGE NAME	PG SUBJECT
85	STAR/530/117	Dr. Yamini Sabharwal	Gujarat	Parul Institute of Ayurved, P.O Limda, Tal. Waghodia, Distt. Vadodara- 391760, Gujarat	Panchakarma
86	STAR/615/161	Dr. Vashishth Gohel	Gujarat	Parul Institute of Ayurved, P.O Limda, Tal. Waghodia, Distt. Vadodara- 391760, Gujarat	Kaumarabhritya - Bala Roga
87	STAR/548/249	Dr. Deva Vijayan Nambialil	Karnataka	Aroor Laxminarayana Rao Memorial Ayurvedic Medical College, Koppa- 577126, Distt. Chikmangalur, Karnataka	Dravyaguna Vigyana
88	STAR/707/341	Dr. Chaithra T M	Karnataka	Ayurved Mahavidyalaya & Hospital, Heggeri Extension Old Hubli-508824, Karnataka	Kayachikitsa

Annexure – A

SELECTED CANDIDATES OF SCHEME FOR TRAINING IN AYURVEDA RESEARCH FOR POST- GRADUATE SCHOLARS (PG-STAR) 2023 – 2024

SL NO	PG-STAR ID	STUDENT NAME	STATE	COLLEGE NAME	PG SUBJECT
89	STAR/318/60	Dr. Vidhya Menon	Karnataka	Muniyal Institute of Ayurveda Medical Sciences, No.34/C, Shivalli Industrial Area, Taluk & Distt. Udupi, Manipal-576104, Karnataka	Shalya
90	STAR/215/171	Dr. Vanaja. S	Karnataka	Shri Dharmasthala Manjunatheshwara Institute of Ayurveda & Hospital, Anchepalya, Kumbalagoudu Village, Bengaluru- 560074, Karnataka	Kaumarabhritya - Bala Roga
91	STAR/547/189	Dr. Dhriti Khandelwal	Karnataka	Sri Dharmastala Manjunatheshwara College of Ayurveda and Hospital Thanniruhalla, B M Road, Taluka & Distt. Hassan-573201, Karnataka	Shalya

Annexure – A

SELECTED CANDIDATES OF SCHEME FOR TRAINING IN AYURVEDA RESEARCH FOR POST- GRADUATE SCHOLARS (PG-STAR) 2023 – 2024

SL NO	PG-STAR ID	STUDENT NAME	STATE	COLLEGE NAME	PG SUBJECT
92	STAR/599/201	Dr. Suryanarayanan S	Karnataka	Sri Dharmastala Manjunatheshwara College of Ayurveda and Hospital Thanniruhalla, B M Road, Taluka & Distt. Hassan-573201, Karnataka	Swasthavritta
93	STAR/283/74	Dr Reeya Gamne	Maharashtra	Mahatma Gandhi Ayurved College, Hospital & Research Centre, Salod Hirapur, Distt. Wardha-442001, Maharashtra	Kayachikitsa
94	STAR/160/59	Dr. Gadam Nageshkumar Govinda	Andhra Pradesh	Sri Venkateshwara Ayurvedic College, SVIMS Campus, T T Devasthanam, Tirupati North-517507, Andhra Pradesh	Panchakarma
95	STAR/900/243	Dr Sunita Belligeri	Karnataka	Taranath Govt. Ayurvedic Medical College, Ananthpura Road, Bellary- 583101, Karnataka	Kayachikitsa

Annexure – A

SELECTED CANDIDATES OF SCHEME FOR TRAINING IN AYURVEDA RESEARCH FOR POST- GRADUATE SCHOLARS (PG-STAR) 2023 – 2024

SL NO	PG-STAR ID	STUDENT NAME	STATE	COLLEGE NAME	PG SUBJECT
96	STAR/1070/318	Dr. Sheetal	Maharashtra	Chhatrapati Shahu Maharaj Shikshan Sanstha's Ayurved Mahavidyalaya & Rugnalaya Kanchanwadi,Paithan Road Tq. & Distt. Aurangabad - 431002 Maharashtra	Prasuti evam Stri Roga
97	STAR/1000/289	Dr. Omkar Jhadhav	Maharashtra	R.A. Podar Ayurved Medical College Dr. Annie Besant Road, Worli, Mumbai-400018, Maharashtra	Rasa Shastra evam Bhaishajya Kalpana
98	STAR/241/138	Dr. Arsha S. S	Kerala	Pankajakasthuri Ayurveda Medical College, Killy, Kattakada Road, Thiruvanathapuram-695572, Kerala	Shalya

Annexure – A

SELECTED CANDIDATES OF SCHEME FOR TRAINING IN AYURVEDA RESEARCH FOR POST- GRADUATE SCHOLARS (PG-STAR) 2023 – 2024

SL NO	PG-STAR ID	STUDENT NAME	STATE	COLLEGE NAME	PG SUBJECT
99	STAR/668/156	Dr. Rhutika Bandu Bagde	Maharashtra	Shri Ayurved Mahavidyalaya, Dhanwantri Marg, Hanuman Nagar Nagpur- 440009, Maharashtra	Kriya Sharira
100	STAR/946/261	Dr Meha Sharma	Haryana	Shri Krishna Govt. Ayurvedic College & Hospital, Umri Road, Near DC Residence, Sec-8, Kurukshetra-136118, Haryana	Kriya Sharira

SHRI B. M. KANKANAWADI AYURVED MAHAVIDYALAYA
Post Graduate Studies & Research Centre
(Approved by National Commission For Indian System Of Medicine, New Delhi & M/o AYUSH, GoI)
A Constituent Unit of
KLE ACADEMY OF HIGHER EDUCATION & RESEARCH
(DEEMED-TO-BE-UNIVERSITY)
(Re-Accredited 'A+' Grade by NAAC (3rd Cycle) || Placed under Category 'A' by MHRD GoI)

India's First AYUSH Institution with NAAC & NABH Accreditation

CONGRATULATIONS – PG STAR



Development Of Dhoopan Yantra With Evaluation Of Srivasadi Dhoopana Karma In The Management Of Dustavrana - A Randomised Controlled Clinical Trial

DEPARTMENT OF SHALYA TANTRA



DR.UJJWAL GUPTA

DR. SANTOSH Y.M



Development of "Ashtaguna manda" as Ready-To-Eat (RTE) therapeutic food.

DEPARTMENT OF SWASTHAVRITTA & YOGA



DR. RAKTIMABHA JENA

DR.SANJEEV S TONNI



Comparative Analytical and Antimicrobial Study of *Yashada Bhasma* and Green Synthesized Zinc Oxide Nanoparticles using Aloe vera Leaf Extract"

DEPARTMENT OF RASASHASTRA & BHAISAJYA KALPANA



DR. KEERTHI S V

DR. GEETA.G.GADAD



Evaluation of Complete Protocol of Samsarjana Krama on Intestinal Gut Flora w.s.r to Hydrogen Breath Test - "An Open Observational Clinical Study"

DEPARTMENT OF PANCHAKARMA



DR.HARSHA CHUTTANI

DR.VISHWANATH S W

File No.HQ-ESTT012/59/2022-ESTT / 4462

File. No. HQ-ESTT012/59/2022-ESTT

केन्द्रीय आयुर्वेदीय विज्ञान अनुसंधान परिषद्

आयुष मन्त्रालय, भारत सरकार

जवाहर लाल नेहरू भारतीय चिकित्सा एवं होम्योपैथी अनुसंधान भवन

61-65, सांस्थानिक क्षेत्र, सम्मुख 'डी' ब्लाक, जनकपुरी, नई दिल्ली-110058

CENTRAL COUNCIL FOR RESEARCH IN AYURVEDIC SCIENCES

Ministry of AYUSH, Govt. of India

Jawahar Lal Nehru Bhartiya Chikitsa Evam Homoeopathy Anusandhan Bhawan

61-65, Institutional Area, Opp. 'D' Block, Janakpuri, New Delhi-110058

EPBX
28525852, 28520501
28522524, 28525831
28525862, 28525883
28525897

NOTICE

(PG STAR 2023- 2024)

E-F. No. HQ-ESTT012/59/2022-ESTT / 4462

Dated: 29.09.2023

29 SEP 2023

In reference to the CCRAS PG STAR launched on 14th June 2023, the result of selected candidates of Scheme for Training in Ayurveda Research for Post- Graduate Scholars (PG-STAR) 2023- 24 is hereby declared. The list of candidates is at **Annexure - A.**

The selected candidates shall have to submit scanned copy of an undertaking/acceptance letter in the specified format available in the PG STAR scheme **(Annexure-I)** indicating his/her willingness to take part in PG STAR 2023-24 (PG admission 2021-22 batch), duly signed by the guide and head of the concerned Department/Dean of the Faculty/Registrar through e-mail **(pgstar.ayu@ccras.nic.in)** latest by **9th October, 2023**. All students are advised to follow the timeline available in "**PG STAR**" website (i.e., http://pgstar.hopto.org:443/).

The student enrolled under PG STAR 2023-24 shall abide by the following Terms of Reference (ToR):

Terms of Reference:

1. Candidates not submitting the undertaking/acceptance letter by e-mail within stipulated period (i.e., 9th October, 2023) or sending the acceptance after due date will be deemed considered as ineligible.
2. On receipt of the acceptance for PG STAR - 2023-24, the enrolled student will be duly intimated.
3. All enrolled students under PG STAR 2023-24 shall have to submit their progress report in every six months through aforementioned e-mail till completion of the project.
4. Account details of the college account in the specified format available in the PG STAR scheme **(Annexure - VIII)** are to be submitted along with photocopy of cancelled cheque for purpose of verification of the concerned bank account where money is to be remitted.
5. The first instalment i.e. 70% of the total sanctioned amount will be released on receipt of the acceptance for PG STAR 2023-24 by the selected candidates. The grant is applicable for

maximum of two years or till the completion of the sanctioned project. The second instalment will be released only after completion of research work, publication of research outcome (at least acceptance/preprint in minimum UGC care listed journal) and approval of final report on submission to CCRAS at given e-mail (pgstar.ayu@ccras.nic.in).

6. CCRAS institutes may be approached by the guide/student for any technical guidance in formulation amendment and execution of research proposals.

7. On satisfactory completion of the project and acceptance and approval of the final report by the competent authority, a certificate will be issued and posted to the office of the concerned Principal/ Director/ Dean/ Registrar.

29/9/2023

(Renu Rajan)
Administrative Officer (Proj.)
For Director General

For further queries:

Phone: 011-28525488

Time: 10:00 am to 6:00 pm (Mon-Fri only)

Email Id: pgstar.ayu@ccras.nic.in

Annexure – A

SELECTED CANDIDATES OF SCHEME FOR TRAINING IN AYURVEDA RESEARCH FOR POST- GRADUATE SCHOLARS (PG-STAR) 2023 – 2024

SL NO	PG-STAR ID	STUDENT NAME	STATE	COLLEGE NAME	PG SUBJECT
1	STAR/155/32	Dr. Padmaja Vadalkar	Maharashtra	Yerala Medical Trust Ayurvedic Medical College & Hospital Institutional Area, Sector No.4, Kharghar, Navi Mumbai– 410210, Maharashtra	Rasa Shastra evam Bhaishajya Kalpana
2	STAR/225/68	Dr. Nivedita Bagewadi	Karnataka	Rajiv Gandhi Education Society's Ayurvedic Medical College & Hospital Taluka Ron, Dist. Gadag-582209, Karnataka	Dravyaguna Vigyana
3	STAR/537/185	Dr Abhishek T R	Karnataka	Alva's Ayurveda Medical College, Moodbidri, South Canara, Distt. Dakshin-574227, Karnataka	Shalakya
4	STAR/579/219	Dr Sreelakshmi P R	Kerala	Vaidyaratnam P.S. Varier Ayurveda College, Kottakkal, P.O Edarikode, Taluk-Tirur, Distt. Malappuram- 676501, Kerala	Dravyaguna Vigyana

Annexure – A

SELECTED CANDIDATES OF SCHEME FOR TRAINING IN AYURVEDA RESEARCH FOR POST- GRADUATE SCHOLARS (PG-STAR) 2023 – 2024

SL NO	PG-STAR ID	STUDENT NAME	STATE	COLLEGE NAME	PG SUBJECT
5	STAR/794/260	Dr. Riddhi Sudhir Bhatt	Madhya Pradesh	Pt. Khushilal Sharma Govt. (Autonomous) Ayurved College & Institute, Behind Manit, Nehru Nagar, Kolar Bypass Road, Science Hills, Bhopal-462003, Madhya Pradesh	Dravyaguna Vigyana
6	STAR/201/31	Dr. Sayali Nayan Zaavde	Maharashtra	Yerala Medical Trust Ayurvedic Medical College & Hospital Institutional Area, Sector No.4, Kharghar, Navi Mumbai– 410210, Maharashtra	Rasa Shastra evam Bhaishajya Kalpana
7	STAR/1005/309	Dr. Vismitha K R	Karnataka	Govt. Ayurvedic Medical College, Dhanwantri Road, Bangalore-560009, Karnataka	Rasa Shastra evam Bhaishajya Kalpana
8	STAR/561/369	Dr. Kirtesh N. Agey	Gujarat	Institute of Teaching & Research in Ayurveda (ITRA), Jamnagar, Gujarat 361008	Rasa Shastra evam Bhaishajya Kalpana

Annexure – A

SELECTED CANDIDATES OF SCHEME FOR TRAINING IN AYURVEDA RESEARCH FOR POST- GRADUATE SCHOLARS (PG-STAR) 2023 – 2024

SL NO	PG-STAR ID	STUDENT NAME	STATE	COLLEGE NAME	PG SUBJECT
9	STAR/1168/367	Dr. Bhashanjali Singh	Maharashtra	Dr. D.Y. Patil College of Ayurved & Research Centre, Pimpri, Pune 411018, Maharashtra	Panchakarma
10	STAR/689/388	Dr. Krutika	Maharashtra	Govt. Ayurvedic College, Raje Raghuji Nagar, Umrer Road, Sakkardara Chowk, Nagpur-440024, Maharashtra	Agada Tantra
11	STAR/617/144	Dr. Arundhathi Prasad	Karnataka	SDM, College of Ayurveda & Hospital, Laxminarayan, Nagar, P.O. Kuthpady Taluk and Distt. Udupi-574118, Karnataka	Agada Tantra
12	STAR/928/387	Dr. Yawalkar M.R (Madhuri)	Maharashtra	Govt. Ayurvedic College, Raje Raghuji Nagar, Umrer Road, Sakkardara Chowk, Nagpur-440024, Maharashtra	Kayachikitsa

Annexure – A

SELECTED CANDIDATES OF SCHEME FOR TRAINING IN AYURVEDA RESEARCH FOR POST- GRADUATE SCHOLARS (PG-STAR) 2023 – 2024

SL NO	PG-STAR ID	STUDENT NAME	STATE	COLLEGE NAME	PG SUBJECT
13	STAR/456/100	Dr Ankit Kumar	Gujarat	Parul Institute of Ayurved, P.O Limda, Tal. Waghodia, Distt. Vadodara- 391760, Gujarat	Kayachikitsa
14	STAR/844/239	Dr. Rajnika	Rajasthan	University College of Ayurved, Rajasthan Ayurved University, Nagaur Road, Kadwad, Jodhpur- 342037, Rajasthan	Rasa Shastra evam Bhaishajya Kalpana
15	STAR/627/135	Dr. Ujjwal	Karnataka	Karnataka Liberal Education University, Shri B.M. Kankanadi Ayurveda Mahavidyalaya, Shahapur, Belgaum- 590003, Karnataka	Shalya
16	STAR/1178/377	Dr. Sudesh K S	Karnataka	Muniyal Institute of Ayurveda Medical Sciences, No.34/C, Shivalli Industrial Area, Taluk & Distt. Udupi, Manipal- 576104, Karnataka	Kayachikitsa

Annexure – A

SELECTED CANDIDATES OF SCHEME FOR TRAINING IN AYURVEDA RESEARCH FOR POST- GRADUATE SCHOLARS (PG-STAR) 2023 – 2024

SL NO	PG-STAR ID	STUDENT NAME	STATE	COLLEGE NAME	PG SUBJECT
17	STAR/294/248	Dr. Harshitha S J	Karnataka	Taranath Govt. Ayurvedic Medical College, Ananthpura Road, Bellary- 583101, Karnataka	Rasa Shastra evam Bhaishajya Kalpana
18	STAR/355/179	Dr. Neethu K V	Kerala	Govt. Ayurveda College, M.G Road, Taluk & District Thiruvananthapuram-695001, Kerals	Rasa Shastra evam Bhaishajya Kalpana
19	STAR/164/37	Dr. Renuka Bains	Haryana	Shri Krishna Govt. Ayurvedic College & Hospital, Umri Road, Near DC Residence, Sec-8, Kurukshetra-136118, Haryana	Dravyaguna Vigyana
20	STAR/476/280	Dr. Goutami Priyadarshini	Rajasthan	National Institute of Ayurveda, (Deemed to be University) Madhav Vilas Palace Amer Road, Jaipur-302002, Rajasthan	Rasa Shastra evam Bhaishajya Kalpana

Annexure – A

SELECTED CANDIDATES OF SCHEME FOR TRAINING IN AYURVEDA RESEARCH FOR POST- GRADUATE SCHOLARS (PG-STAR) 2023 – 2024

SL NO	PG-STAR ID	STUDENT NAME	STATE	COLLEGE NAME	PG SUBJECT
21	STAR/452/166	Dr. Priyanka Pandurang Panchal	Maharashtra	Padamshri Dr. D.Y. Patil College of Ayurved & Research Institute, Dr. D.Y. Patil Vidya Nagar, Sector-7, Taluka-Nerul, Navi Mumbai, Distt. - Thane-400706, Maharashtra	Kayachikitsa
22	STAR/898/362	Kritika	Punjab	Dayanand Ayurvedic College, Mahatma Hans Raj Marg, G.T. Road, Opp. Burlton Park, Distt. Jalandhar- 144008, Punjab	Panchakarma
23	STAR/402/358	Dr. Sushree Susmita	Uttar Pradesh	Faculty of Ayurveda Institute of Medical Sciences Banaras Hindu University Distt. Varanasi- 221005, Uttar Pradesh	Roga Nidana evam Vikriti Vigyana

Annexure – A

SELECTED CANDIDATES OF SCHEME FOR TRAINING IN AYURVEDA RESEARCH FOR POST- GRADUATE SCHOLARS (PG-STAR) 2023 – 2024

SL NO	PG-STAR ID	STUDENT NAME	STATE	COLLEGE NAME	PG SUBJECT
24	STAR/871/263	Dr. Sahil Kumar	Himachal Pradesh	Rajiv Gandhi Govt. Post-Graduate, Ayurvedic College, Paprola, Tehsil- Baijnath, Distt. Kangra-176115, Himachal Pradesh	Kaumarabhritya - Bala Roga
25	STAR/471/92	Dr. Radha Mhapankar	Maharashtra	Dr. D.Y. Patil College of Ayurved & Research Centre, Pimpri, Pune 411018, Maharashtra	Ayurveda Samhita evum Siddhant
26	STAR/118/213	Dr Neha Chauhan	New Delhi	All India Institute of Ayurveda, Mathura Road, Gautampuri, Sarita Vihar, Gautampuri Awas, Badarpur, New Delhi, Delhi 110076	Panchakarma
27	STAR/372/259	Dr. Gayathri. J	Kerala	Amrita School of Ayurveda, P.O Clappana, Taluk-Karunagappally, Distt. Kollam-690525, Kerala	Dravyaguna Vigyana

Annexure – A

SELECTED CANDIDATES OF SCHEME FOR TRAINING IN AYURVEDA RESEARCH FOR POST- GRADUATE SCHOLARS (PG-STAR) 2023 – 2024

SL NO	PG-STAR ID	STUDENT NAME	STATE	COLLEGE NAME	PG SUBJECT
28	STAR/170/230	Dr. Dhanya. K	Kerala	Vaidyaratnam P.S. Varier Ayurveda College, Kottakkal, P.O Edarikode, Taluk-Tirur, Distt. Malappuram- 676501, Kerala	Mano vigyana evam Manasa Roga
29	STAR/503/204	Dr. Nikita S. Mane	Gujarat	Institute of Teaching & Research in Ayurveda (ITRA), Jamnagar, Gujarat 361008	Rasa Shastra evam Bhaishajya Kalpana
30	STAR/594/131	Dr. Raktimabha Jena	Karnataka	Karnataka Liberal Education University, Shri B.M. Kankanadi Ayurveda Mahavidyalaya, Shahapur, Belgaum- 590003, Karnataka	Swasthavritta
31	STAR/722/169	Dr. Keerthi S. V.	Karnataka	Karnataka Liberal Education University, Shri B.M. Kankanadi Ayurveda Mahavidyalaya, Shahapur, Belgaum- 590003, Karnataka	Rasa Shastra evam Bhaishajya Kalpana

Annexure – A

SELECTED CANDIDATES OF SCHEME FOR TRAINING IN AYURVEDA RESEARCH FOR POST- GRADUATE SCHOLARS (PG-STAR) 2023 – 2024

SL NO	PG-STAR ID	STUDENT NAME	STATE	COLLEGE NAME	PG SUBJECT
32	STAR/302/61	Dr Parvathy Sunil	Kerala	Govt. Ayurveda College, M.G Road, Taluke & District Thiruvananthapuram-695001, Kerala	Rasa Shastra evam Bhaishajya Kalpana
33	STAR/284/271	Dr. Ninad Nandkumar Mulye	Kerala	Govt. Ayurveda College, M.G Road, Taluk & District Thiruvananthapuram-695001, Kerala	Panchakarma
34	STAR/543/123	Dr. Arya T	Kerala	Govt. Ayurveda College, M.G Road, Taluk & District Thiruvananthapuram-695001, Kerala	Agada Tantra
35	STAR/643/154	Dr. Satish Kumar Dewangan	Chhattisgarh	Shri Narayan Prasad Awasthi Government Ayurvedic College,G.E. Road , Raipur-492001, Chhattisgarh	Agada Tantra

Annexure – A

SELECTED CANDIDATES OF SCHEME FOR TRAINING IN AYURVEDA RESEARCH FOR POST- GRADUATE SCHOLARS (PG-STAR) 2023 – 2024

Sl.no	PG-STAR ID	STUDENT NAME	STATE	COLLEGE NAME	PG SUBJECT
36	STAR/151/27	Dr Ajay	Karnataka	Shri Dharmasthala Manjunatheshwara Institute of Ayurveda & Hospital, Anchepalya, Kumbalagoudu Village, Bengaluru- 560074, Karnataka	Kaumarabhritya - Bala Roga
37	STAR/769/391	Dr. Sheethal S	Karnataka	Sri Sri College of Ayurvedic Sciences & Research,21st KM Kanakapura Road, Post Udayapura, Bangalore-560062 Karnataka	Shalakya
38	STAR/558/390	Dr. Parul Gupta	New Delhi	All India Institute of Ayurveda, Mathura Road, Gautampuri, Sarita Vihar, Gautampuri Awas, Badarpur, New Delhi, Delhi 110076	Ayurveda Samhita evum Siddhant

Annexure – A

SELECTED CANDIDATES OF SCHEME FOR TRAINING IN AYURVEDA RESEARCH FOR POST- GRADUATE SCHOLARS (PG-STAR) 2023 – 2024

SL NO	PG-STAR ID	STUDENT NAME	STATE	COLLEGE NAME	PG SUBJECT
39	STAR/993/295	Dr. Priyanka Jasani	Uttar Pradesh	Faculty of Ayurveda Institute of Medical Sciences Banaras Hindu University Distt. Varanasi- 221005, Uttar Pradesh	Dravyaguna Vigyana
40	STAR/524/103	Dr. Radhika Gandhi	Gujarat	Parul Institute of Ayurved, P.O Limda, Tal. Waghodia, Distt. Vadodara- 391760, Gujarat	Shalakya
41	STAR/1044/366	Dr. Shweta Sunil Borkar	Gujarat	Institute of Teaching & Research in Ayurveda (ITRA), Jamnagar, Gujarat 361008	Rasa Shastra evam Bhaishajya Kalpana
42	STAR/1240/400	Dr. Ningurkar Vaishnawi Eknath	Maharashtra	R.A. Podar Ayurved Medical College Dr. Annie Besant Road, Worli, Mumbai-400018, Maharashtra	Shalakya

Annexure – A

SELECTED CANDIDATES OF SCHEME FOR TRAINING IN AYURVEDA RESEARCH FOR POST- GRADUATE SCHOLARS (PG-STAR) 2023 – 2024

SL NO	PG-STAR ID	STUDENT NAME	STATE	COLLEGE NAME	PG SUBJECT
43	STAR/494/274	Dr. Neha Basaiye	Rajasthan	National Institute of Ayurveda, (Deemed to be University) Madhav Vilas Palace Amer Road, Jaipur-302002, Rajasthan	Rasa Shastra evam Bhaishajya Kalpana
44	STAR/595/148	Dr. Harsha Chuttani	Karnataka	Karnataka Liberal Education University, Shri B.M. Kankanadi Ayurveda Mahavidyalaya, Shahapur, Belgaum- 590003, Karnataka	Panchakarma
45	STAR/400/71	Dr. Madhu V Veeranagoudra	Karnataka	Rajiv Gandhi Education Society's Ayurvedic Medical College & Hospital Taluka Ron, Dist. Gadag-582209, Karnataka	Prasuti evam Stri Roga
46	STAR/1091/337	Dr. Hanumanta H	Karnataka	Taranath Govt. Ayurvedic Medical College, Ananthpura Road, Bellary- 583101, Karnataka	Panchakarma

Annexure – A

SELECTED CANDIDATES OF SCHEME FOR TRAINING IN AYURVEDA RESEARCH FOR POST- GRADUATE SCHOLARS (PG-STAR) 2023 – 2024

SL NO	PG-STAR ID	STUDENT NAME	STATE	COLLEGE NAME	PG SUBJECT
47	STAR/659/231	Dr. Shweta Choukimath	Karnataka	Ayurved Mahavidyalaya & Hospital, Heggeri Extension Old Hubli-508824, Karnataka	Rasa Shastra evam Bhaishajya Kalpana
48	STAR/671/146	Dr. Mrunalini	Maharashtra	Poona District Education Association's, College of Ayurved & Research Centre, Sector No. 25, Pradhikaran, Akurdi, Nigadi, Tal. Haveli, Distt. Pune –411044, Maharashtra	Dravyaguna Vigyana
49	STAR/509/342	Dr. Jasmin Banu	Rajasthan	National Institute of Ayurveda, (Deemed to be University) Madhav Vilas Palace Amer Road, Jaipur-302002, Rajasthan	Kayachikitsa
50	STAR/274/159	Dr. Asha H Ballari	Karnataka	Shri Vijay Mahantesh Ayurvedic Medical College, Tq. –Hungund, Dist. Bagalkot, Ilkal-587125, Karnataka	Shalya

Annexure – A

SELECTED CANDIDATES OF SCHEME FOR TRAINING IN AYURVEDA RESEARCH FOR POST- GRADUATE SCHOLARS (PG-STAR) 2023 – 2024

SL NO	PG-STAR ID	STUDENT NAME	STATE	COLLEGE NAME	PG SUBJECT
51	STAR/165/181	Dr. Nibisha C P	Kerala	Govt. Ayurveda College, M.G Road, Taluk & District Thiruvananthapuram-695001, Kerala	Dravyaguna Vigyana
52	STAR/831/268	Dr. Sangeetha C N	Karnataka	Sri Sri College of Ayurvedic Sciences & Research,21st KM Kanakapura Road, Post Udayapura, Bangalore-560062 Karnataka	Shalya
53	STAR/629/322	Dr. Shreya Sanjay Kothavale	New Delhi	All India Institute of Ayurveda, Mathura Road, Gautampuri, Sarita Vihar, Gautampuri Awas, Badarpur, New Delhi, Delhi 110076	Panchakarma
54	STAR/93/399	Dr. Pragati Pandole	Telangana	Dr. BRKR Govt. Ayurvedic College, Opp. E.S.I Hospital, Erragadda, Hyderabad-500038, Telangana	Shalakya

Annexure – A

SELECTED CANDIDATES OF SCHEME FOR TRAINING IN AYURVEDA RESEARCH FOR POST- GRADUATE SCHOLARS (PG-STAR) 2023 – 2024

SL NO	PG-STAR ID	STUDENT NAME	STATE	COLLEGE NAME	PG SUBJECT
55	STAR/108/183	Dr. Harsha Haridas	Kerala	Government Ayurveda College, Dhanwantri Nagar, Taluk Kanayannur, Distt. Ernakulam, Tripunithura-682301, Kerala	Shalya
56	STAR/200/114	Dr. Indu P V	Kerala	Vaidyaratnam P.S. Varier Ayurveda College, Kottakkal, P.O Edarikode, Taluk-Tirur, Distt. Malappuram- 676501, Kerala	Agada Tantra
57	STAR/933/365	Dr. Sahana S. Rao Aithal	Gujarat	Institute of Teaching & Research in Ayurveda (ITRA), Jamnagar, Gujarat 361008	Rasa Shastra evam Bhaishajya Kalpana
58	STAR/630/128	Dr. Kavitha D	Karnataka	A.V. Samiti's Ayurveda Mahavidyalaya, Vidya Nagar, Bagalkot Road, Dist. & Tal Bijapur-586109, Karnataka	Shalya

Annexure – A

SELECTED CANDIDATES OF SCHEME FOR TRAINING IN AYURVEDA RESEARCH FOR POST- GRADUATE SCHOLARS (PG-STAR) 2023 – 2024

59	STAR/393/84	Dr. Chaithra K	Karnataka	Muniyal Institute of Ayurveda Medical Sciences, No.34/C, Shivalli Industrial Area, Taluk & Distt. Udupi, Manipal-576104, Karnataka	Dravyaguna Vigyana
60	STAR/315/73	Dr Hari Krishnan H	Karnataka	Sri Dharmastala Manjunatheshwara College of Ayurveda and Hospital Thanniruhalla, B M Road, Taluka & Distt. Hassan-573201, Karnataka	Shalakya
61	STAR/500/162	Dr Nagaveni K S	Karnataka	Sri Dharmastala Manjunatheshwara College of Ayurveda and Hospital Thanniruhalla, B M Road, Taluka & Distt. Hassan-573201, Karnataka	Prasuti evam Stri Roga

Annexure – A

SELECTED CANDIDATES OF SCHEME FOR TRAINING IN AYURVEDA RESEARCH FOR POST- GRADUATE SCHOLARS (PG-STAR) 2023 – 2024

SL NO	PG-STAR ID	STUDENT NAME	STATE	COLLEGE NAME	PG SUBJECT
62	STAR/949/262	Dr. Khushboo Sharma	Rajasthan	University College of Ayurved, Rajasthan Ayurved University, Nagaur Road, Kadwad, Jodhpur- 342037, Rajasthan	Rachana Sharira
63	STAR/764/299	Dr. Aiswarya K V	Kerala	Government Ayurveda College, Dhanwantri Nagar, Taluk Kanayannur, Distt. Ernakulam, Tripunithura-682301, Kerala	Dravyaguna Vigyana
64	STAR/592/317	Dr. Vishwanath B Meti	Karnataka	JSS Ayurveda Medical College, Shri Shivarathreeshwara Nagar, Mysore- 570015, Karnataka	Shalakya
65	STAR/84/170	Dr. Gayathri. V. K	Kerala	Shree Narayan Institute of Ayurvedic Studies & Research, P.O Puthur, Kottarakkara (Via) Distt. Kollam-691507, Kerala	Kayachikitsa

Annexure – A

SELECTED CANDIDATES OF SCHEME FOR TRAINING IN AYURVEDA RESEARCH FOR POST- GRADUATE SCHOLARS (PG-STAR) 2023 – 2024

SL NO	PG-STAR ID	STUDENT NAME	STATE	COLLEGE NAME	PG SUBJECT
66	STAR/345/238	Dr. Pradip Kumar	Uttar Pradesh	Faculty of Ayurveda Institute of Medical Sciences Banaras Hindu University Distt. Varanasi- 221005, Uttar Pradesh	Rasa Shastra evam Bhaishajya Kalpana
67	STAR/789/223	Dr. Supriya Babasheb Pundge	Maharashtra	Poona District Education Association's, College of Ayurved & Research Centre, Sector No. 25, Pradhikaran, Akurdi, Nigadi, Tal. Haveli, Distt. Pune –411044, Maharashtra	Agada Tantra
68	STAR/762/305	Dr. Ankush Zope	Kerala	Government Ayurveda College, Dhanwantri Nagar, Taluk Kanayannur, Distt. Ernakulam, Tripunithura-682301, Kerala	Dravyaguna Vigyana

Annexure – A

SELECTED CANDIDATES OF SCHEME FOR TRAINING IN AYURVEDA RESEARCH FOR POST- GRADUATE SCHOLARS (PG-STAR) 2023 – 2024

SL NO	PG-STAR ID	STUDENT NAME	STATE	COLLEGE NAME	PG SUBJECT
69	STAR/550/104	Dr. Priya N K	Kerala	Vaidyaratnam P.S. Varier Ayurveda College, Kottakkal, P.O Edarikode, Taluk-Tirur, Distt. Malappuram- 676501, Kerala	Panchakarma
70	STAR/87/57	Dr Shravani K S	Karnataka	Shri Jagadguru Gavisiddheshwar Ayurvedic Medical College, Post Graduate Studies & Research Center, Koppal – 583231, Karnataka	Kaumarabhritya - Bala Roga
71	STAR/360/160	Dr. Prakruthi T S	Karnataka	Sri Dharmastala Manjunatheshwara College of Ayurveda and Hospital Thanniruhalla, B M Road, Taluka & Distt. Hassan-573201, Karnataka	Rasa Shastra evam Bhaishajya Kalpana

Annexure – A

SELECTED CANDIDATES OF SCHEME FOR TRAINING IN AYURVEDA RESEARCH FOR POST- GRADUATE SCHOLARS (PG-STAR) 2023 – 2024

SL NO	PG-STAR ID	STUDENT NAME	STATE	COLLEGE NAME	PG SUBJECT
72	STAR/431/288	Dr. Nirupama S	New Delhi	All India Institute of Ayurveda, Mathura Road, Gautampuri, Sarita Vihar, Gautampuri Awas, Badarpur, New Delhi, Delhi 110076	Shalya
73	STAR/362/80	Dr. Sowmya S Panicker	Kerala	Govt. Ayurveda College, M.G Road, Taluk & District Thiruvananthapuram - 695001, Kerala	Rasa Shastra evam Bhaishajya Kalpana
74	STAR/445/89	Dr Isha Malik	Chandigarh	Shri Dhanwantry Ayurvedic College, and Hospital, Plot No.-M-688, Sector 46-B Chandigarh- 160017	Dravyaguna Vigyana
75	STAR/296/54	Dr Abhishek Mavale	Maharashtra	Mahatma Gandhi Ayurved College, Hospital & Research Centre, Salod Hirapur, Distt. Wardha-442001, Maharashtra	Shalya
76	STAR/250/55	Dr Komal Dhiman	Uttarakhand	Rishikul Govt P.G. Ayurvedic College & Hospital, Haridwar-249401, Uttarakhand	Kaumarabhritya - Bala Roga

Annexure – A

SELECTED CANDIDATES OF SCHEME FOR TRAINING IN AYURVEDA RESEARCH FOR POST- GRADUATE SCHOLARS (PG-STAR) 2023 – 2024

SL NO	PG-STAR ID	STUDENT NAME	STATE	COLLEGE NAME	PG SUBJECT
77	STAR/96/98	Dr Madhav Kumar Shravan Kumar Maheshwari	Gujarat	Parul Institute of Ayurved, P.O Limda, Tal. Waghodia, Distt. Vadodara- 391760, Gujarat	Rasa Shastra evam Bhaishajya Kalpana
78	STAR/130/20	Dr. Tanvi Gusain	Haryana	Shri Krishna Govt. Ayurvedic College & Hospital, Umri Road, Near DC Residence, Sec-8, Kurukshetra-136118, Haryana	Agada Tantra
79	STAR/730/220	Dr. Arushi	New Delhi	All India Institute of Ayurveda, Mathura Road, Gautampuri, Sarita Vihar, Gautampuri Awas, Badarpur, New Delhi, Delhi 110076	Rasa Shastra evam Bhaishajya Kalpana
80	STAR/745/236	Dr. Varun	New Delhi	All India Institute of Ayurveda, Mathura Road, Gautampuri, Sarita Vihar, Gautampuri Awas, Badarpur, New Delhi, Delhi 110076	Rasa Shastra evam Bhaishajya Kalpana

Annexure – A

SELECTED CANDIDATES OF SCHEME FOR TRAINING IN AYURVEDA RESEARCH FOR POST- GRADUATE SCHOLARS (PG-STAR) 2023 – 2024

SL NO	PG-STAR ID	STUDENT NAME	STATE	COLLEGE NAME	PG SUBJECT
81	STAR/231/310	Dr. Gunal Khobragade	Rajasthan	National Institute of Ayurveda, (Deemed to be University) Madhav Vilas Palace Amer Road, Jaipur-302002, Rajasthan	Rasa Shastra evam Bhaishajya Kalpana
82	STAR/613/149	Dr Thandra Shrinivas	Telangana	Dr. BRKR Govt. Ayurvedic College, Opp. E.S.I Hospital, Erragadda, Hyderabad-500038, Telangana	Dravyaguna Vigyana
83	STAR/847/251	Dr. Amal Chandran	Kerala	Parassinikkadavu Ayurveda Medical College, P.O Parassinikkadavu, Distt. Kannur- 670563, Kerala	Ayurveda Vachaspati-Agada Tantra
84	STAR/440/167	Dr. Aswathi M.	Kerala	PNNM Ayurveda Medical College, Shoranur, P.O. Cheruthuruthy, Taluk Thalappilly, Distt.- Thrissur-79531,Kerala	Shalya

Annexure – A

SELECTED CANDIDATES OF SCHEME FOR TRAINING IN AYURVEDA RESEARCH FOR POST- GRADUATE SCHOLARS (PG-STAR) 2023 – 2024

SL NO	PG-STAR ID	STUDENT NAME	STATE	COLLEGE NAME	PG SUBJECT
85	STAR/530/117	Dr. Yamini Sabharwal	Gujarat	Parul Institute of Ayurved, P.O Limda, Tal. Waghodia, Distt. Vadodara- 391760, Gujarat	Panchakarma
86	STAR/615/161	Dr. Vashishth Gohel	Gujarat	Parul Institute of Ayurved, P.O Limda, Tal. Waghodia, Distt. Vadodara- 391760, Gujarat	Kaumarabhritya - Bala Roga
87	STAR/548/249	Dr. Deva Vijayan Nambialil	Karnataka	Aroor Laxminarayana Rao Memorial Ayurvedic Medical College, Koppa- 577126, Distt. Chikmangalur, Karnataka	Dravyaguna Vigyana
88	STAR/707/341	Dr. Chaithra T M	Karnataka	Ayurved Mahavidyalaya & Hospital, Heggeri Extension Old Hubli-508824, Karnataka	Kayachikitsa

Annexure – A

SELECTED CANDIDATES OF SCHEME FOR TRAINING IN AYURVEDA RESEARCH FOR POST- GRADUATE SCHOLARS (PG-STAR) 2023 – 2024

SL NO	PG-STAR ID	STUDENT NAME	STATE	COLLEGE NAME	PG SUBJECT
89	STAR/318/60	Dr. Vidhya Menon	Karnataka	Muniyal Institute of Ayurveda Medical Sciences, No.34/C, Shivalli Industrial Area, Taluk & Distt. Udupi, Manipal-576104, Karnataka	Shalya
90	STAR/215/171	Dr. Vanaja. S	Karnataka	Shri Dharmasthala Manjunatheshwara Institute of Ayurveda & Hospital, Anchepalya, Kumbalagoudu Village, Bengaluru- 560074, Karnataka	Kaumarabhritya - Bala Roga
91	STAR/547/189	Dr. Dhriti Khandelwal	Karnataka	Sri Dharmastala Manjunatheshwara College of Ayurveda and Hospital Thanniruhalla, B M Road, Taluka & Distt. Hassan-573201, Karnataka	Shalya

Annexure – A

SELECTED CANDIDATES OF SCHEME FOR TRAINING IN AYURVEDA RESEARCH FOR POST- GRADUATE SCHOLARS (PG-STAR) 2023 – 2024

SL NO	PG-STAR ID	STUDENT NAME	STATE	COLLEGE NAME	PG SUBJECT
92	STAR/599/201	Dr. Suryanarayanan S	Karnataka	Sri Dharmastala Manjunatheshwara College of Ayurveda and Hospital Thanniruhalla, B M Road, Taluka & Distt. Hassan-573201, Karnataka	Swasthavritta
93	STAR/283/74	Dr Reeya Gamne	Maharashtra	Mahatma Gandhi Ayurved College, Hospital & Research Centre, Salod Hirapur, Distt. Wardha-442001, Maharashtra	Kayachikitsa
94	STAR/160/59	Dr. Gadam Nageshkumar Govinda	Andhra Pradesh	Sri Venkateshwara Ayurvedic College, SVIMS Campus, T T Devasthanam, Tirupati North-517507, Andhra Pradesh	Panchakarma
95	STAR/900/243	Dr Sunita Belligeri	Karnataka	Taranath Govt. Ayurvedic Medical College, Ananthpura Road, Bellary- 583101, Karnataka	Kayachikitsa

Annexure – A

SELECTED CANDIDATES OF SCHEME FOR TRAINING IN AYURVEDA RESEARCH FOR POST- GRADUATE SCHOLARS (PG-STAR) 2023 – 2024

SL NO	PG-STAR ID	STUDENT NAME	STATE	COLLEGE NAME	PG SUBJECT
96	STAR/1070/318	Dr. Sheetal	Maharashtra	Chhatrapati Shahu Maharaj Shikshan Sanstha's Ayurved Mahavidyalaya & Rugnalaya Kanchanwadi,Paithan Road Tq. & Distt. Aurangabad - 431002 Maharashtra	Prasuti evam Stri Roga
97	STAR/1000/289	Dr. Omkar Jhadhav	Maharashtra	R.A. Podar Ayurved Medical College Dr. Annie Besant Road, Worli, Mumbai-400018, Maharashtra	Rasa Shastra evam Bhaishajya Kalpana
98	STAR/241/138	Dr. Arsha S. S	Kerala	Pankajakasthuri Ayurveda Medical College, Killy, Kattakada Road, Thiruvanathapuram-695572, Kerala	Shalya

Annexure – A

SELECTED CANDIDATES OF SCHEME FOR TRAINING IN AYURVEDA RESEARCH FOR POST- GRADUATE SCHOLARS (PG-STAR) 2023 – 2024

SL NO	PG-STAR ID	STUDENT NAME	STATE	COLLEGE NAME	PG SUBJECT
99	STAR/668/156	Dr. Rhutika Bandu Bagde	Maharashtra	Shri Ayurved Mahavidyalaya, Dhanwantri Marg, Hanuman Nagar Nagpur- 440009, Maharashtra	Kriya Sharira
100	STAR/946/261	Dr Meha Sharma	Haryana	Shri Krishna Govt. Ayurvedic College & Hospital, Umri Road, Near DC Residence, Sec-8, Kurukshetra-136118, Haryana	Kriya Sharira

SHRI B. M. KANKANAWADI AYURVED MAHAVIDYALAYA
Post Graduate Studies & Research Centre
(Approved by National Commission For Indian System Of Medicine, New Delhi & M/o AYUSH, GoI)
A Constituent Unit of
KLE ACADEMY OF HIGHER EDUCATION & RESEARCH
(DEEMED-TO-BE-UNIVERSITY)
(Re-Accredited 'A+' Grade by NAAC (3rd Cycle) || Placed under Category 'A' by MHRD GoI)

India's First AYUSH Institution with NAAC & NABH Accreditation

CONGRATULATIONS – PG STAR



Development Of Dhoopan Yantra With Evaluation Of Srivasadi Dhoopana Karma In The Management Of Dustavrana - A Randomised Controlled Clinical Trial

DEPARTMENT OF SHALYA TANTRA



DR.UJJWAL GUPTA

DR. SANTOSH Y.M



Development of "Ashtaguna manda" as Ready-To-Eat (RTE) therapeutic food.

DEPARTMENT OF SWASTHAVRITTA & YOGA



DR. RAKTIMABHA JENA

DR.SANJEEV S TONNI



Comparative Analytical and Antimicrobial Study of *Yashada Bhasma* and Green Synthesized Zinc Oxide Nanoparticles using Aloe vera Leaf Extract"

DEPARTMENT OF RASASHASTRA & BHAISAJYA KALPANA



DR. KEERTHI S V

DR. GEETA.G.GADAD



Evaluation of Complete Protocol of Samsarjana Krama on Intestinal Gut Flora w.s.r to Hydrogen Breath Test - "An Open Observational Clinical Study"

DEPARTMENT OF PANCHAKARMA



DR.HARSHA CHUTTANI

DR.VISHWANATH S W

File No.HQ-ESTT012/59/2022-ESTT / 4462

File. No. HQ-ESTT012/59/2022-ESTT

केन्द्रीय आयुर्वेदीय विज्ञान अनुसंधान परिषद्

आयुष मन्त्रालय, भारत सरकार

जवाहर लाल नेहरू भारतीय चिकित्सा एवं होम्योपैथी अनुसंधान भवन

61-65, सांस्थानिक क्षेत्र, सम्मुख 'डी' ब्लाक, जनकपुरी, नई दिल्ली-110058

CENTRAL COUNCIL FOR RESEARCH IN AYURVEDIC SCIENCES

Ministry of AYUSH, Govt. of India

Jawahar Lal Nehru Bhartiya Chikitsa Evam Homoeopathy Anusandhan Bhawan

61-65, Institutional Area, Opp. 'D' Block, Janakpuri, New Delhi-110058

EPBX
28525852, 28520501
28522524, 28525831
28525862, 28525883
28525897

NOTICE

(PG STAR 2023- 2024)

E-F. No. HQ-ESTT012/59/2022-ESTT / 4462

Dated: 29.09.2023

29 SEP 2023

In reference to the CCRAS PG STAR launched on 14th June 2023, the result of selected candidates of Scheme for Training in Ayurveda Research for Post- Graduate Scholars (PG-STAR) 2023- 24 is hereby declared. The list of candidates is at **Annexure - A.**

The selected candidates shall have to submit scanned copy of an undertaking/acceptance letter in the specified format available in the PG STAR scheme **(Annexure-I)** indicating his/her willingness to take part in PG STAR 2023-24 (PG admission 2021-22 batch), duly signed by the guide and head of the concerned Department/Dean of the Faculty/Registrar through e-mail **(pgstar.ayu@ccras.nic.in)** latest by **9th October, 2023**. All students are advised to follow the timeline available in "**PG STAR**" website (i.e., http://pgstar.hopto.org:443/).

The student enrolled under PG STAR 2023-24 shall abide by the following Terms of Reference (ToR):

Terms of Reference:

1. Candidates not submitting the undertaking/acceptance letter by e-mail within stipulated period (i.e., 9th October, 2023) or sending the acceptance after due date will be deemed considered as ineligible.
2. On receipt of the acceptance for PG STAR - 2023-24, the enrolled student will be duly intimated.
3. All enrolled students under PG STAR 2023-24 shall have to submit their progress report in every six months through aforementioned e-mail till completion of the project.
4. Account details of the college account in the specified format available in the PG STAR scheme **(Annexure - VIII)** are to be submitted along with photocopy of cancelled cheque for purpose of verification of the concerned bank account where money is to be remitted.
5. The first instalment i.e. 70% of the total sanctioned amount will be released on receipt of the acceptance for PG STAR 2023-24 by the selected candidates. The grant is applicable for

maximum of two years or till the completion of the sanctioned project. The second instalment will be released only after completion of research work, publication of research outcome (at least acceptance/preprint in minimum UGC care listed journal) and approval of final report on submission to CCRAS at given e-mail (pgstar.ayu@ccras.nic.in).

6. CCRAS institutes may be approached by the guide/student for any technical guidance in formulation amendment and execution of research proposals.

7. On satisfactory completion of the project and acceptance and approval of the final report by the competent authority, a certificate will be issued and posted to the office of the concerned Principal/ Director/ Dean/ Registrar.

29/9/2023

(Renu Rajan)
Administrative Officer (Proj.)
For Director General

For further queries:

Phone: 011-28525488

Time: 10:00 am to 6:00 pm (Mon-Fri only)

Email Id: pgstar.ayu@ccras.nic.in

Annexure – A

SELECTED CANDIDATES OF SCHEME FOR TRAINING IN AYURVEDA RESEARCH FOR POST- GRADUATE SCHOLARS (PG-STAR) 2023 – 2024

SL NO	PG-STAR ID	STUDENT NAME	STATE	COLLEGE NAME	PG SUBJECT
1	STAR/155/32	Dr. Padmaja Vadalkar	Maharashtra	Yerala Medical Trust Ayurvedic Medical College & Hospital Institutional Area, Sector No.4, Kharghar, Navi Mumbai– 410210, Maharashtra	Rasa Shastra evam Bhaishajya Kalpana
2	STAR/225/68	Dr. Nivedita Bagewadi	Karnataka	Rajiv Gandhi Education Society's Ayurvedic Medical College & Hospital Taluka Ron, Dist. Gadag-582209, Karnataka	Dravyaguna Vigyana
3	STAR/537/185	Dr Abhishek T R	Karnataka	Alva's Ayurveda Medical College, Moodbidri, South Canara, Distt. Dakshin-574227, Karnataka	Shalakya
4	STAR/579/219	Dr Sreelakshmi P R	Kerala	Vaidyaratnam P.S. Varier Ayurveda College, Kottakkal, P.O Edarikode, Taluk-Tirur, Distt. Malappuram- 676501, Kerala	Dravyaguna Vigyana

Annexure – A

SELECTED CANDIDATES OF SCHEME FOR TRAINING IN AYURVEDA RESEARCH FOR POST- GRADUATE SCHOLARS (PG-STAR) 2023 – 2024

SL NO	PG-STAR ID	STUDENT NAME	STATE	COLLEGE NAME	PG SUBJECT
5	STAR/794/260	Dr. Riddhi Sudhir Bhatt	Madhya Pradesh	Pt. Khushilal Sharma Govt. (Autonomous) Ayurved College & Institute, Behind Manit, Nehru Nagar, Kolar Bypass Road, Science Hills, Bhopal-462003, Madhya Pradesh	Dravyaguna Vigyana
6	STAR/201/31	Dr. Sayali Nayan Zaavde	Maharashtra	Yerala Medical Trust Ayurvedic Medical College & Hospital Institutional Area, Sector No.4, Kharghar, Navi Mumbai– 410210, Maharashtra	Rasa Shastra evam Bhaishajya Kalpana
7	STAR/1005/309	Dr. Vismitha K R	Karnataka	Govt. Ayurvedic Medical College, Dhanwantri Road, Bangalore-560009, Karnataka	Rasa Shastra evam Bhaishajya Kalpana
8	STAR/561/369	Dr. Kirtesh N. Agey	Gujarat	Institute of Teaching & Research in Ayurveda (ITRA), Jamnagar, Gujarat 361008	Rasa Shastra evam Bhaishajya Kalpana

Annexure – A

SELECTED CANDIDATES OF SCHEME FOR TRAINING IN AYURVEDA RESEARCH FOR POST- GRADUATE SCHOLARS (PG-STAR) 2023 – 2024

SL NO	PG-STAR ID	STUDENT NAME	STATE	COLLEGE NAME	PG SUBJECT
9	STAR/1168/367	Dr. Bhashanjali Singh	Maharashtra	Dr. D.Y. Patil College of Ayurved & Research Centre, Pimpri, Pune 411018, Maharashtra	Panchakarma
10	STAR/689/388	Dr. Krutika	Maharashtra	Govt. Ayurvedic College, Raje Raghuji Nagar, Umrer Road, Sakkardara Chowk, Nagpur-440024, Maharashtra	Agada Tantra
11	STAR/617/144	Dr. Arundhathi Prasad	Karnataka	SDM, College of Ayurveda & Hospital, Laxminarayan, Nagar, P.O. Kuthpady Taluk and Distt. Udupi-574118, Karnataka	Agada Tantra
12	STAR/928/387	Dr. Yawalkar M.R (Madhuri)	Maharashtra	Govt. Ayurvedic College, Raje Raghuji Nagar, Umrer Road, Sakkardara Chowk, Nagpur-440024, Maharashtra	Kayachikitsa

Annexure – A

SELECTED CANDIDATES OF SCHEME FOR TRAINING IN AYURVEDA RESEARCH FOR POST- GRADUATE SCHOLARS (PG-STAR) 2023 – 2024

SL NO	PG-STAR ID	STUDENT NAME	STATE	COLLEGE NAME	PG SUBJECT
13	STAR/456/100	Dr Ankit Kumar	Gujarat	Parul Institute of Ayurved, P.O Limda, Tal. Waghodia, Distt. Vadodara- 391760, Gujarat	Kayachikitsa
14	STAR/844/239	Dr. Rajnika	Rajasthan	University College of Ayurved, Rajasthan Ayurved University, Nagaur Road, Kadwad, Jodhpur- 342037, Rajasthan	Rasa Shastra evam Bhaishajya Kalpana
15	STAR/627/135	Dr. Ujjwal	Karnataka	Karnataka Liberal Education University, Shri B.M. Kankanadi Ayurveda Mahavidyalaya, Shahapur, Belgaum- 590003, Karnataka	Shalya
16	STAR/1178/377	Dr. Sudesh K S	Karnataka	Muniyal Institute of Ayurveda Medical Sciences, No.34/C, Shivalli Industrial Area, Taluk & Distt. Udupi, Manipal- 576104, Karnataka	Kayachikitsa

Annexure – A

SELECTED CANDIDATES OF SCHEME FOR TRAINING IN AYURVEDA RESEARCH FOR POST- GRADUATE SCHOLARS (PG-STAR) 2023 – 2024

SL NO	PG-STAR ID	STUDENT NAME	STATE	COLLEGE NAME	PG SUBJECT
17	STAR/294/248	Dr. Harshitha S J	Karnataka	Taranath Govt. Ayurvedic Medical College, Ananthpura Road, Bellary- 583101, Karnataka	Rasa Shastra evam Bhaishajya Kalpana
18	STAR/355/179	Dr. Neethu K V	Kerala	Govt. Ayurveda College, M.G Road, Taluk & District Thiruvananthapuram-695001, Kerals	Rasa Shastra evam Bhaishajya Kalpana
19	STAR/164/37	Dr. Renuka Bains	Haryana	Shri Krishna Govt. Ayurvedic College & Hospital, Umri Road, Near DC Residence, Sec-8, Kurukshetra-136118, Haryana	Dravyaguna Vigyana
20	STAR/476/280	Dr. Goutami Priyadarshini	Rajasthan	National Institute of Ayurveda, (Deemed to be University) Madhav Vilas Palace Amer Road, Jaipur-302002, Rajasthan	Rasa Shastra evam Bhaishajya Kalpana

Annexure – A

SELECTED CANDIDATES OF SCHEME FOR TRAINING IN AYURVEDA RESEARCH FOR POST- GRADUATE SCHOLARS (PG-STAR) 2023 – 2024

SL NO	PG-STAR ID	STUDENT NAME	STATE	COLLEGE NAME	PG SUBJECT
21	STAR/452/166	Dr. Priyanka Pandurang Panchal	Maharashtra	Padamshri Dr. D.Y. Patil College of Ayurved & Research Institute, Dr. D.Y. Patil Vidya Nagar, Sector-7, Taluka-Nerul, Navi Mumbai, Distt. - Thane-400706, Maharashtra	Kayachikitsa
22	STAR/898/362	Kritika	Punjab	Dayanand Ayurvedic College, Mahatma Hans Raj Marg, G.T. Road, Opp. Burlton Park, Distt. Jalandhar- 144008, Punjab	Panchakarma
23	STAR/402/358	Dr. Sushree Susmita	Uttar Pradesh	Faculty of Ayurveda Institute of Medical Sciences Banaras Hindu University Distt. Varanasi- 221005, Uttar Pradesh	Roga Nidana evam Vikriti Vigyana

Annexure – A

SELECTED CANDIDATES OF SCHEME FOR TRAINING IN AYURVEDA RESEARCH FOR POST- GRADUATE SCHOLARS (PG-STAR) 2023 – 2024

SL NO	PG-STAR ID	STUDENT NAME	STATE	COLLEGE NAME	PG SUBJECT
24	STAR/871/263	Dr. Sahil Kumar	Himachal Pradesh	Rajiv Gandhi Govt. Post-Graduate, Ayurvedic College, Paprola, Tehsil- Baijnath, Distt. Kangra-176115, Himachal Pradesh	Kaumarabhritya - Bala Roga
25	STAR/471/92	Dr. Radha Mhapankar	Maharashtra	Dr. D.Y. Patil College of Ayurved & Research Centre, Pimpri, Pune 411018, Maharashtra	Ayurveda Samhita evum Siddhant
26	STAR/118/213	Dr Neha Chauhan	New Delhi	All India Institute of Ayurveda, Mathura Road, Gautampuri, Sarita Vihar, Gautampuri Awas, Badarpur, New Delhi, Delhi 110076	Panchakarma
27	STAR/372/259	Dr. Gayathri. J	Kerala	Amrita School of Ayurveda, P.O Clappana, Taluk-Karunagappally, Distt. Kollam-690525, Kerala	Dravyaguna Vigyana

Annexure – A

SELECTED CANDIDATES OF SCHEME FOR TRAINING IN AYURVEDA RESEARCH FOR POST- GRADUATE SCHOLARS (PG-STAR) 2023 – 2024

SL NO	PG-STAR ID	STUDENT NAME	STATE	COLLEGE NAME	PG SUBJECT
28	STAR/170/230	Dr. Dhanya. K	Kerala	Vaidyaratnam P.S. Varier Ayurveda College, Kottakkal, P.O Edarikode, Taluk-Tirur, Distt. Malappuram- 676501, Kerala	Mano vigyana evam Manasa Roga
29	STAR/503/204	Dr. Nikita S. Mane	Gujarat	Institute of Teaching & Research in Ayurveda (ITRA), Jamnagar, Gujarat 361008	Rasa Shastra evam Bhaishajya Kalpana
30	STAR/594/131	Dr. Raktimabha Jena	Karnataka	Karnataka Liberal Education University, Shri B.M. Kankanadi Ayurveda Mahavidyalaya, Shahapur, Belgaum- 590003, Karnataka	Swasthavritta
31	STAR/722/169	Dr. Keerthi S. V.	Karnataka	Karnataka Liberal Education University, Shri B.M. Kankanadi Ayurveda Mahavidyalaya, Shahapur, Belgaum- 590003, Karnataka	Rasa Shastra evam Bhaishajya Kalpana

Annexure – A

SELECTED CANDIDATES OF SCHEME FOR TRAINING IN AYURVEDA RESEARCH FOR POST- GRADUATE SCHOLARS (PG-STAR) 2023 – 2024

SL NO	PG-STAR ID	STUDENT NAME	STATE	COLLEGE NAME	PG SUBJECT
32	STAR/302/61	Dr Parvathy Sunil	Kerala	Govt. Ayurveda College, M.G Road, Taluke & District Thiruvananthapuram-695001, Kerala	Rasa Shastra evam Bhaishajya Kalpana
33	STAR/284/271	Dr. Ninad Nandkumar Mulye	Kerala	Govt. Ayurveda College, M.G Road, Taluk & District Thiruvananthapuram-695001, Kerala	Panchakarma
34	STAR/543/123	Dr. Arya T	Kerala	Govt. Ayurveda College, M.G Road, Taluk & District Thiruvananthapuram-695001, Kerala	Agada Tantra
35	STAR/643/154	Dr. Satish Kumar Dewangan	Chhattisgarh	Shri Narayan Prasad Awasthi Government Ayurvedic College,G.E. Road , Raipur-492001, Chhattisgarh	Agada Tantra

Annexure – A

SELECTED CANDIDATES OF SCHEME FOR TRAINING IN AYURVEDA RESEARCH FOR POST- GRADUATE SCHOLARS (PG-STAR) 2023 – 2024

Sl.no	PG-STAR ID	STUDENT NAME	STATE	COLLEGE NAME	PG SUBJECT
36	STAR/151/27	Dr Ajay	Karnataka	Shri Dharmasthala Manjunatheshwara Institute of Ayurveda & Hospital, Anchepalya, Kumbalagoudu Village, Bengaluru- 560074, Karnataka	Kaumarabhritya - Bala Roga
37	STAR/769/391	Dr. Sheethal S	Karnataka	Sri Sri College of Ayurvedic Sciences & Research,21st KM Kanakapura Road, Post Udayapura, Bangalore-560062 Karnataka	Shalakya
38	STAR/558/390	Dr. Parul Gupta	New Delhi	All India Institute of Ayurveda, Mathura Road, Gautampuri, Sarita Vihar, Gautampuri Awas, Badarpur, New Delhi, Delhi 110076	Ayurveda Samhita evum Siddhant

Annexure – A

SELECTED CANDIDATES OF SCHEME FOR TRAINING IN AYURVEDA RESEARCH FOR POST- GRADUATE SCHOLARS (PG-STAR) 2023 – 2024

SL NO	PG-STAR ID	STUDENT NAME	STATE	COLLEGE NAME	PG SUBJECT
39	STAR/993/295	Dr. Priyanka Jasani	Uttar Pradesh	Faculty of Ayurveda Institute of Medical Sciences Banaras Hindu University Distt. Varanasi- 221005, Uttar Pradesh	Dravyaguna Vigyana
40	STAR/524/103	Dr. Radhika Gandhi	Gujarat	Parul Institute of Ayurved, P.O Limda, Tal. Waghodia, Distt. Vadodara- 391760, Gujarat	Shalakya
41	STAR/1044/366	Dr. Shweta Sunil Borkar	Gujarat	Institute of Teaching & Research in Ayurveda (ITRA), Jamnagar, Gujarat 361008	Rasa Shastra evam Bhaishajya Kalpana
42	STAR/1240/400	Dr. Ningurkar Vaishnawi Eknath	Maharashtra	R.A. Podar Ayurved Medical College Dr. Annie Besant Road, Worli, Mumbai-400018, Maharashtra	Shalakya

Annexure – A

SELECTED CANDIDATES OF SCHEME FOR TRAINING IN AYURVEDA RESEARCH FOR POST- GRADUATE SCHOLARS (PG-STAR) 2023 – 2024

SL NO	PG-STAR ID	STUDENT NAME	STATE	COLLEGE NAME	PG SUBJECT
43	STAR/494/274	Dr. Neha Basaiye	Rajasthan	National Institute of Ayurveda, (Deemed to be University) Madhav Vilas Palace Amer Road, Jaipur-302002, Rajasthan	Rasa Shastra evam Bhaishajya Kalpana
44	STAR/595/148	Dr. Harsha Chuttani	Karnataka	Karnataka Liberal Education University, Shri B.M. Kankanadi Ayurveda Mahavidyalaya, Shahapur, Belgaum- 590003, Karnataka	Panchakarma
45	STAR/400/71	Dr. Madhu V Veeranagoudra	Karnataka	Rajiv Gandhi Education Society's Ayurvedic Medical College & Hospital Taluka Ron, Dist. Gadag-582209, Karnataka	Prasuti evam Stri Roga
46	STAR/1091/337	Dr. Hanumanta H	Karnataka	Taranath Govt. Ayurvedic Medical College, Ananthpura Road, Bellary- 583101, Karnataka	Panchakarma

Annexure – A

SELECTED CANDIDATES OF SCHEME FOR TRAINING IN AYURVEDA RESEARCH FOR POST- GRADUATE SCHOLARS (PG-STAR) 2023 – 2024

SL NO	PG-STAR ID	STUDENT NAME	STATE	COLLEGE NAME	PG SUBJECT
47	STAR/659/231	Dr. Shweta Choukimath	Karnataka	Ayurved Mahavidyalaya & Hospital, Heggeri Extension Old Hubli-508824, Karnataka	Rasa Shastra evam Bhaishajya Kalpana
48	STAR/671/146	Dr. Mrunalini	Maharashtra	Poona District Education Association's, College of Ayurved & Research Centre, Sector No. 25, Pradhikaran, Akurdi, Nigadi, Tal. Haveli, Distt. Pune –411044, Maharashtra	Dravyaguna Vigyana
49	STAR/509/342	Dr. Jasmin Banu	Rajasthan	National Institute of Ayurveda, (Deemed to be University) Madhav Vilas Palace Amer Road, Jaipur-302002, Rajasthan	Kayachikitsa
50	STAR/274/159	Dr. Asha H Ballari	Karnataka	Shri Vijay Mahantesh Ayurvedic Medical College, Tq. –Hungund, Dist. Bagalkot, Ilkal-587125, Karnataka	Shalya

Annexure – A

SELECTED CANDIDATES OF SCHEME FOR TRAINING IN AYURVEDA RESEARCH FOR POST- GRADUATE SCHOLARS (PG-STAR) 2023 – 2024

SL NO	PG-STAR ID	STUDENT NAME	STATE	COLLEGE NAME	PG SUBJECT
51	STAR/165/181	Dr. Nibisha C P	Kerala	Govt. Ayurveda College, M.G Road, Taluk & District Thiruvananthapuram-695001, Kerala	Dravyaguna Vigyana
52	STAR/831/268	Dr. Sangeetha C N	Karnataka	Sri Sri College of Ayurvedic Sciences & Research,21st KM Kanakapura Road, Post Udayapura, Bangalore-560062 Karnataka	Shalya
53	STAR/629/322	Dr. Shreya Sanjay Kothavale	New Delhi	All India Institute of Ayurveda, Mathura Road, Gautampuri, Sarita Vihar, Gautampuri Awas, Badarpur, New Delhi, Delhi 110076	Panchakarma
54	STAR/93/399	Dr. Pragati Pandole	Telangana	Dr. BRKR Govt. Ayurvedic College, Opp. E.S.I Hospital, Erragadda, Hyderabad-500038, Telangana	Shalakya

Annexure – A

SELECTED CANDIDATES OF SCHEME FOR TRAINING IN AYURVEDA RESEARCH FOR POST- GRADUATE SCHOLARS (PG-STAR) 2023 – 2024

SL NO	PG-STAR ID	STUDENT NAME	STATE	COLLEGE NAME	PG SUBJECT
55	STAR/108/183	Dr. Harsha Haridas	Kerala	Government Ayurveda College, Dhanwantri Nagar, Taluk Kanayannur, Distt. Ernakulam, Tripunithura-682301, Kerala	Shalya
56	STAR/200/114	Dr. Indu P V	Kerala	Vaidyaratnam P.S. Varier Ayurveda College, Kottakkal, P.O Edarikode, Taluk-Tirur, Distt. Malappuram- 676501, Kerala	Agada Tantra
57	STAR/933/365	Dr. Sahana S. Rao Aithal	Gujarat	Institute of Teaching & Research in Ayurveda (ITRA), Jamnagar, Gujarat 361008	Rasa Shastra evam Bhaishajya Kalpana
58	STAR/630/128	Dr. Kavitha D	Karnataka	A.V. Samiti's Ayurveda Mahavidyalaya, Vidya Nagar, Bagalkot Road, Dist. & Tal Bijapur-586109, Karnataka	Shalya

Annexure – A

SELECTED CANDIDATES OF SCHEME FOR TRAINING IN AYURVEDA RESEARCH FOR POST- GRADUATE SCHOLARS (PG-STAR) 2023 – 2024

59	STAR/393/84	Dr. Chaithra K	Karnataka	Muniyal Institute of Ayurveda Medical Sciences, No.34/C, Shivalli Industrial Area, Taluk & Distt. Udupi, Manipal-576104, Karnataka	Dravyaguna Vigyana
60	STAR/315/73	Dr Hari Krishnan H	Karnataka	Sri Dharmastala Manjunatheshwara College of Ayurveda and Hospital Thanniruhalla, B M Road, Taluka & Distt. Hassan-573201, Karnataka	Shalakya
61	STAR/500/162	Dr Nagaveni K S	Karnataka	Sri Dharmastala Manjunatheshwara College of Ayurveda and Hospital Thanniruhalla, B M Road, Taluka & Distt. Hassan-573201, Karnataka	Prasuti evam Stri Roga

Annexure – A

SELECTED CANDIDATES OF SCHEME FOR TRAINING IN AYURVEDA RESEARCH FOR POST- GRADUATE SCHOLARS (PG-STAR) 2023 – 2024

SL NO	PG-STAR ID	STUDENT NAME	STATE	COLLEGE NAME	PG SUBJECT
62	STAR/949/262	Dr. Khushboo Sharma	Rajasthan	University College of Ayurved, Rajasthan Ayurved University, Nagaur Road, Kadwad, Jodhpur- 342037, Rajasthan	Rachana Sharira
63	STAR/764/299	Dr. Aiswarya K V	Kerala	Government Ayurveda College, Dhanwantri Nagar, Taluk Kanayannur, Distt. Ernakulam, Tripunithura-682301, Kerala	Dravyaguna Vigyana
64	STAR/592/317	Dr. Vishwanath B Meti	Karnataka	JSS Ayurveda Medical College, Shri Shivarathreeshwara Nagar, Mysore- 570015, Karnataka	Shalakya
65	STAR/84/170	Dr. Gayathri. V. K	Kerala	Shree Narayan Institute of Ayurvedic Studies & Research, P.O Puthur, Kottarakkara (Via) Distt. Kollam-691507, Kerala	Kayachikitsa

Annexure – A

SELECTED CANDIDATES OF SCHEME FOR TRAINING IN AYURVEDA RESEARCH FOR POST- GRADUATE SCHOLARS (PG-STAR) 2023 – 2024

SL NO	PG-STAR ID	STUDENT NAME	STATE	COLLEGE NAME	PG SUBJECT
66	STAR/345/238	Dr. Pradip Kumar	Uttar Pradesh	Faculty of Ayurveda Institute of Medical Sciences Banaras Hindu University Distt. Varanasi- 221005, Uttar Pradesh	Rasa Shastra evam Bhaishajya Kalpana
67	STAR/789/223	Dr. Supriya Babasheb Pundge	Maharashtra	Poona District Education Association's, College of Ayurved & Research Centre, Sector No. 25, Pradhikaran, Akurdi, Nigadi, Tal. Haveli, Distt. Pune –411044, Maharashtra	Agada Tantra
68	STAR/762/305	Dr. Ankush Zope	Kerala	Government Ayurveda College, Dhanwantri Nagar, Taluk Kanayannur, Distt. Ernakulam, Tripunithura-682301, Kerala	Dravyaguna Vigyana

Annexure – A

SELECTED CANDIDATES OF SCHEME FOR TRAINING IN AYURVEDA RESEARCH FOR POST- GRADUATE SCHOLARS (PG-STAR) 2023 – 2024

SL NO	PG-STAR ID	STUDENT NAME	STATE	COLLEGE NAME	PG SUBJECT
69	STAR/550/104	Dr. Priya N K	Kerala	Vaidyaratnam P.S. Varier Ayurveda College, Kottakkal, P.O Edarikode, Taluk-Tirur, Distt. Malappuram- 676501, Kerala	Panchakarma
70	STAR/87/57	Dr Shravani K S	Karnataka	Shri Jagadguru Gavisiddheshwar Ayurvedic Medical College, Post Graduate Studies & Research Center, Koppal – 583231, Karnataka	Kaumarabhritya - Bala Roga
71	STAR/360/160	Dr. Prakruthi T S	Karnataka	Sri Dharmastala Manjunatheshwara College of Ayurveda and Hospital Thanniruhalla, B M Road, Taluka & Distt. Hassan-573201, Karnataka	Rasa Shastra evam Bhaishajya Kalpana

Annexure – A

SELECTED CANDIDATES OF SCHEME FOR TRAINING IN AYURVEDA RESEARCH FOR POST- GRADUATE SCHOLARS (PG-STAR) 2023 – 2024

SL NO	PG-STAR ID	STUDENT NAME	STATE	COLLEGE NAME	PG SUBJECT
72	STAR/431/288	Dr. Nirupama S	New Delhi	All India Institute of Ayurveda, Mathura Road, Gautampuri, Sarita Vihar, Gautampuri Awas, Badarpur, New Delhi, Delhi 110076	Shalya
73	STAR/362/80	Dr. Sowmya S Panicker	Kerala	Govt. Ayurveda College, M.G Road, Taluk & District Thiruvananthapuram - 695001, Kerala	Rasa Shastra evam Bhaishajya Kalpana
74	STAR/445/89	Dr Isha Malik	Chandigarh	Shri Dhanwantry Ayurvedic College, and Hospital, Plot No.-M-688, Sector 46-B Chandigarh- 160017	Dravyaguna Vigyana
75	STAR/296/54	Dr Abhishek Mavale	Maharashtra	Mahatma Gandhi Ayurved College, Hospital & Research Centre, Salod Hirapur, Distt. Wardha-442001, Maharashtra	Shalya
76	STAR/250/55	Dr Komal Dhiman	Uttarakhand	Rishikul Govt P.G. Ayurvedic College & Hospital, Haridwar-249401, Uttarakhand	Kaumarabhritya - Bala Roga

Annexure – A

SELECTED CANDIDATES OF SCHEME FOR TRAINING IN AYURVEDA RESEARCH FOR POST- GRADUATE SCHOLARS (PG-STAR) 2023 – 2024

SL NO	PG-STAR ID	STUDENT NAME	STATE	COLLEGE NAME	PG SUBJECT
77	STAR/96/98	Dr Madhav Kumar Shravan Kumar Maheshwari	Gujarat	Parul Institute of Ayurved, P.O Limda, Tal. Waghodia, Distt. Vadodara- 391760, Gujarat	Rasa Shastra evam Bhaishajya Kalpana
78	STAR/130/20	Dr. Tanvi Gusain	Haryana	Shri Krishna Govt. Ayurvedic College & Hospital, Umri Road, Near DC Residence, Sec-8, Kurukshetra-136118, Haryana	Agada Tantra
79	STAR/730/220	Dr. Arushi	New Delhi	All India Institute of Ayurveda, Mathura Road, Gautampuri, Sarita Vihar, Gautampuri Awas, Badarpur, New Delhi, Delhi 110076	Rasa Shastra evam Bhaishajya Kalpana
80	STAR/745/236	Dr. Varun	New Delhi	All India Institute of Ayurveda, Mathura Road, Gautampuri, Sarita Vihar, Gautampuri Awas, Badarpur, New Delhi, Delhi 110076	Rasa Shastra evam Bhaishajya Kalpana

Annexure – A

SELECTED CANDIDATES OF SCHEME FOR TRAINING IN AYURVEDA RESEARCH FOR POST- GRADUATE SCHOLARS (PG-STAR) 2023 – 2024

SL NO	PG-STAR ID	STUDENT NAME	STATE	COLLEGE NAME	PG SUBJECT
81	STAR/231/310	Dr. Gunal Khobragade	Rajasthan	National Institute of Ayurveda, (Deemed to be University) Madhav Vilas Palace Amer Road, Jaipur-302002, Rajasthan	Rasa Shastra evam Bhaishajya Kalpana
82	STAR/613/149	Dr Thandra Shrinivas	Telangana	Dr. BRKR Govt. Ayurvedic College, Opp. E.S.I Hospital, Erragadda, Hyderabad-500038, Telangana	Dravyaguna Vigyana
83	STAR/847/251	Dr. Amal Chandran	Kerala	Parassinikkadavu Ayurveda Medical College, P.O Parassinikkadavu, Distt. Kannur- 670563, Kerala	Ayurveda Vachaspati-Agada Tantra
84	STAR/440/167	Dr. Aswathi M.	Kerala	PNNM Ayurveda Medical College, Shoranur, P.O. Cheruthuruthy, Taluk Thalappilly, Distt.- Thrissur-79531,Kerala	Shalya

Annexure – A

SELECTED CANDIDATES OF SCHEME FOR TRAINING IN AYURVEDA RESEARCH FOR POST- GRADUATE SCHOLARS (PG-STAR) 2023 – 2024

SL NO	PG-STAR ID	STUDENT NAME	STATE	COLLEGE NAME	PG SUBJECT
85	STAR/530/117	Dr. Yamini Sabharwal	Gujarat	Parul Institute of Ayurved, P.O Limda, Tal. Waghodia, Distt. Vadodara- 391760, Gujarat	Panchakarma
86	STAR/615/161	Dr. Vashishth Gohel	Gujarat	Parul Institute of Ayurved, P.O Limda, Tal. Waghodia, Distt. Vadodara- 391760, Gujarat	Kaumarabhritya - Bala Roga
87	STAR/548/249	Dr. Deva Vijayan Nambialil	Karnataka	Aroor Laxminarayana Rao Memorial Ayurvedic Medical College, Koppa- 577126, Distt. Chikmangalur, Karnataka	Dravyaguna Vigyana
88	STAR/707/341	Dr. Chaithra T M	Karnataka	Ayurved Mahavidyalaya & Hospital, Heggeri Extension Old Hubli-508824, Karnataka	Kayachikitsa

Annexure – A

SELECTED CANDIDATES OF SCHEME FOR TRAINING IN AYURVEDA RESEARCH FOR POST- GRADUATE SCHOLARS (PG-STAR) 2023 – 2024

SL NO	PG-STAR ID	STUDENT NAME	STATE	COLLEGE NAME	PG SUBJECT
89	STAR/318/60	Dr. Vidhya Menon	Karnataka	Muniyal Institute of Ayurveda Medical Sciences, No.34/C, Shivalli Industrial Area, Taluk & Distt. Udupi, Manipal-576104, Karnataka	Shalya
90	STAR/215/171	Dr. Vanaja. S	Karnataka	Shri Dharmasthala Manjunatheshwara Institute of Ayurveda & Hospital, Anchepalya, Kumbalagoudu Village, Bengaluru- 560074, Karnataka	Kaumarabhritya - Bala Roga
91	STAR/547/189	Dr. Dhriti Khandelwal	Karnataka	Sri Dharmastala Manjunatheshwara College of Ayurveda and Hospital Thanniruhalla, B M Road, Taluka & Distt. Hassan-573201, Karnataka	Shalya

Annexure – A

SELECTED CANDIDATES OF SCHEME FOR TRAINING IN AYURVEDA RESEARCH FOR POST- GRADUATE SCHOLARS (PG-STAR) 2023 – 2024

SL NO	PG-STAR ID	STUDENT NAME	STATE	COLLEGE NAME	PG SUBJECT
92	STAR/599/201	Dr. Suryanarayanan S	Karnataka	Sri Dharmastala Manjunatheshwara College of Ayurveda and Hospital Thanniruhalla, B M Road, Taluka & Distt. Hassan-573201, Karnataka	Swasthavritta
93	STAR/283/74	Dr Reeya Gamne	Maharashtra	Mahatma Gandhi Ayurved College, Hospital & Research Centre, Salod Hirapur, Distt. Wardha-442001, Maharashtra	Kayachikitsa
94	STAR/160/59	Dr. Gadam Nageshkumar Govinda	Andhra Pradesh	Sri Venkateshwara Ayurvedic College, SVIMS Campus, T T Devasthanam, Tirupati North-517507, Andhra Pradesh	Panchakarma
95	STAR/900/243	Dr Sunita Belligeri	Karnataka	Taranath Govt. Ayurvedic Medical College, Ananthpura Road, Bellary- 583101, Karnataka	Kayachikitsa

Annexure – A

SELECTED CANDIDATES OF SCHEME FOR TRAINING IN AYURVEDA RESEARCH FOR POST- GRADUATE SCHOLARS (PG-STAR) 2023 – 2024

SL NO	PG-STAR ID	STUDENT NAME	STATE	COLLEGE NAME	PG SUBJECT
96	STAR/1070/318	Dr. Sheetal	Maharashtra	Chhatrapati Shahu Maharaj Shikshan Sanstha's Ayurved Mahavidyalaya & Rugnalaya Kanchanwadi,Paithan Road Tq. & Distt. Aurangabad - 431002 Maharashtra	Prasuti evam Stri Roga
97	STAR/1000/289	Dr. Omkar Jhadhav	Maharashtra	R.A. Podar Ayurved Medical College Dr. Annie Besant Road, Worli, Mumbai-400018, Maharashtra	Rasa Shastra evam Bhaishajya Kalpana
98	STAR/241/138	Dr. Arsha S. S	Kerala	Pankajakasthuri Ayurveda Medical College, Killy, Kattakada Road, Thiruvanathapuram-695572, Kerala	Shalya

Annexure – A

SELECTED CANDIDATES OF SCHEME FOR TRAINING IN AYURVEDA RESEARCH FOR POST- GRADUATE SCHOLARS (PG-STAR) 2023 – 2024

SL NO	PG-STAR ID	STUDENT NAME	STATE	COLLEGE NAME	PG SUBJECT
99	STAR/668/156	Dr. Rhutika Bandu Bagde	Maharashtra	Shri Ayurved Mahavidyalaya, Dhanwantri Marg, Hanuman Nagar Nagpur- 440009, Maharashtra	Kriya Sharira
100	STAR/946/261	Dr Meha Sharma	Haryana	Shri Krishna Govt. Ayurvedic College & Hospital, Umri Road, Near DC Residence, Sec-8, Kurukshetra-136118, Haryana	Kriya Sharira

SHRI B. M. KANKANAWADI AYURVED MAHAVIDYALAYA
Post Graduate Studies & Research Centre
(Approved by National Commission For Indian System Of Medicine, New Delhi & M/o AYUSH, GoI)
A Constituent Unit of
KLE ACADEMY OF HIGHER EDUCATION & RESEARCH
(DEEMED-TO-BE-UNIVERSITY)
(Re-Accredited 'A+' Grade by NAAC (3rd Cycle) || Placed under Category 'A' by MHRD GoI)

India's First AYUSH Institution with NAAC & NABH Accreditation

CONGRATULATIONS – PG STAR



Development Of Dhoopan Yantra With Evaluation Of Srivasadi Dhoopana Karma In The Management Of Dustavrana - A Randomised Controlled Clinical Trial

DEPARTMENT OF SHALYA TANTRA



DR.UJJWAL GUPTA

DR. SANTOSH Y.M



Development of "Ashtaguna manda" as Ready-To-Eat (RTE) therapeutic food.

DEPARTMENT OF SWASTHAVRITTA & YOGA



DR. RAKTIMABHA JENA

DR.SANJEEV S TONNI



Comparative Analytical and Antimicrobial Study of *Yashada Bhasma* and Green Synthesized Zinc Oxide Nanoparticles using Aloe vera Leaf Extract"

DEPARTMENT OF RASASHASTRA & BHAISAJYA KALPANA



DR. KEERTHI S V

DR. GEETA.G.GADAD



Evaluation of Complete Protocol of Samsarjana Krama on Intestinal Gut Flora w.s.r to Hydrogen Breath Test - "An Open Observational Clinical Study"

DEPARTMENT OF PANCHAKARMA



DR.HARSHA CHUTTANI

DR.VISHWANATH S W

Independent Research Ethics Society

आयुष समृद्धि
अंतर्राष्ट्रीय सम्भाषा श्रृंखला

INTERNATIONAL INTERDISCIPLINARY INSTITUTE for RESEARCH EDUCATION and SKILLS

AYUSH SAMRIDDHI
International Webinar Series

Azadi Ka Amrit Mahotsav

5 Oct World Teachers' Day

993

NCISM -New Syllabus

Easy & Scientific



Dr. Sreenivasa Prasad B.
President
Board of Ayurved
NCISM
NEW DELHI
Inaugurator



Dr. Mohan Joshi
Chief Coordinator
Syllabus Expert Committee
Professor
A.I.I.A.
GOA



Dr. Rajeswari Kamath
Chairperson
Syllabus Expert Committee
RSBK
Professor
KLEU Shri. BMK Ayurveda Mahavidyalaya
BELGAUM



Dr. P. Sudhakar Reddy
Chairman
Syllabus Expert Committee
Swasthavritta
Professor & Head
Dept. of PG Studies in Swasthavritta
JSS Ayurveda Medical College
MYSORE



Dr. Vinod Kumar MV
Chairman
Syllabus Expert Committee
Samhita Adhyayan
Professor
Vaidyaratnam P.S. Varier Ayurveda College
KOTTAKKAL



Dr. Yogini R. Kulkarni
Chairman
Syllabus Expert Committee
Dravyaguna
Professor
Pune District Education Association's College of Ayurveda & Research Centre
PUNE



Dr. Benil PB
Chairman
Syllabus Expert Committee
Agad Tantra
Professor
Department of Agadatantra
VPSV Ayurveda College
KOTTAKKAL



Dr. Anand More
Chairman
Syllabus Expert Committee
Roga Nidan
Professor
Department of Roganidan
A.I.I.A.
NEW DELHI

Maximum International Webinars Conducted on You tube by an Individual in 3 years

Convener & Host



Prof. Pawan Kr. Sharma
BHOPAL

Welcome Blessings



Prof. Bishnu P. Sharma
GUWAHATI

Valedictory Blessings



Prof. Vineet Kr. Agnihotri
HARIDWAR

WORLD TEACHERS' DAY October 5

Mission supported by:
MP MED PHARMA C.R.O. IIIRES

5 OCTOBER 23 from 9 pm IST

हर घर हर दिन आयुर्वेद

ayushsamriddhiires@gmail.com
Kutumb
Independent Research Ethics Society

YouTube Live
Google Play
iiires.com
ieccrindia.com

AYUSH SAMRIDDHI

International Webinar Series

AYURVEDA: Unique Concepts

आयुष समृद्धि
अंतर्राष्ट्रीय सम्भाषा शृंखला

11 Webinars
60 Experts

Mission supported by:



Dr. Suhas Shetty
Principal
KLE Shri BMK Ayurveda Mahavidyalaya
BELAGAVI



Vd. Parul A. Joshi
Director- Sharda Associates
Retd. Asst. Director
AYUSH Edu, Gujarat
Ex Principal & Superintendent
SBHAM/ Lodra/ MAC, Basna/
SMIAS, Kolavada
GANDHINAGAR



Dr. Dineshwar Prasad
Former Professor KC + Principal
Begusarai, Darabhanga, Patna
PATNA



Dr. P. Sudhakar Reddy
Professor & Head
Dept. of PG Studies in Swasthavritta
JSS Ayurveda Medical College
MYSORE



Dr. Nishant Shukla
Professor
Dept. of Kayachikitsa
Shri V M Mehta Ayur. College
Former Head -Kayachikitsa
Shri Gulabkunverba Ay College
ANANDPAR



Dr. Alok Sharma
Director
Anand Ayurveda Hospital
MEERUT

Mr. Ram
Professor
Dept. of San
Amrita Scch
KOLLAM

Maximum International Webinars Conducted on You tube by an Individual in 1 years

Convener & Host



Prof. Pawan Kr. Sharma
BHOPAL

Welcome Blessings



Prof. Bishnu P. Sharma
GUWAHATI

Valedictory Blessings



Prof. Vineet Kr. Agnihotri
HARIDWAR

Celebration 1000

हर घर आयुर्वेद
हर दिन

8 OCTOBER 23 from 4-45 p

ayushsamriddhiires@gmail.com

Kutumb

Independent Research Ethics Society

Independent Research Ethics Society

आयुष समृद्धि अंतर्राष्ट्रीय सम्भाषा श्रृंखला

INTERNATIONAL INTERDISCIPLINARY INSTITUTE for RESEARCH EDUCATION and SKILLS

AYUSH SAMRIDDHI

International Webinar Series

Azadi Ka Amrit Mahotsav

MENTAL HEALTH

Best Care by AYUSH

1012



Dr. Suhas Shetty
Principal
KLE Shri BMK Ayurveda Mahavidyalaya
BELAGAVI



Vd. Dhananjay Patel
Associate Professor
Institute of Ayurvedic Training & Research
ITRA INI
JAMNAGAR



Dr. Shyam S. Sharma
Founder- Panchakarma centre, Yoga Teacher and Evaluator
Sr. VP, Maharashtra Ayu Sammelan
Secretary, Mumbai Vaidya Sabha
Patron, AIAC, AYUSH, New Delhi,
MUMBAI



Dr. Niranjan S. Acharya
Professor
Dept. of Kayachikitsa
Major S.D. Singh P.G. Ayurvedic Medical College
FARRUKHABAD



Dr. Leena Gehani
Assistant professor
Faculty of Ayurveda,
Mansarovar Global University,
BHOPAL



Dr. Nishant Shukla
Professor
Dept. of Kayachikitsa
Shri V M Mehta Ayur. College
Former Head -Kayachikitsa
Shri Gulabkunverba Ay College
ANANDPAR



Ms. Sutapa Bardhan
Psychologist, Counsellor
Mental Health Social Worker
Secretary-NGO ECHO
KOLKATA



Dr. Saikat Kr. Basu
Executive Research Director
Performance Seed, Lethbridge,
ALBERTA, CANADA

Mission supported by:

Maximum International Webinars Conducted on You tube by an Individual in 3 years

WORLD MENTAL HEALTH DAY October 10

Convener & Host



Prof. Pawan Kr. Sharma
BHOPAL

Welcome Blessings



Prof. Bishnu P. Sharma
GUWAHATI

Valedictory Blessings



Prof. Vineet Kr. Agnihotri
HARIDWAR



10 OCTOBER 23 from 8 pm IST

हर घर हर दिन आयुर्वेद

ayushsamriddhiires@gmail.com

YouTube Live

Kutumb

Google Play

Independent Research Ethics Society

iiires.com

ieccrindia.com

ಕರ್ನಾಟಕ ಸರ್ಕಾರ
ರಾಷ್ಟ್ರೀಯ ಸೇವಾ ಯೋಜನಾ ಕೋಶ,
ಯುವ ಸಬಲೀಕರಣ ಮತ್ತು ಕ್ರೀಡಾ ಇಲಾಖೆ

ಸಂಖ್ಯೆ:ಯುಸೇಇ/ರಾಸೇಯೋ/57/2021/2023-24/311

ಕರ್ನಾಟಕ ಸರ್ಕಾರದ ಸಚಿವಾಲಯ,
ಬಹುಮಹಡಿ ಕಟ್ಟಡ,
ಬೆಂಗಳೂರು, ದಿನಾಂಕ:06.10.2023

ಇವರಿಗೆ,

ಕುಲಸಚಿವರು,
ಕೆಎಲ್ಇ ಅಕಾಡೆಮಿ ಆಫ್ ಹೈಯರ್
ಎಜುಕೇಷನ್ & ರಿಸರ್ಚ್, (ಕೆಹೇರ್)
ಬೆಳಗಾವಿ.

ಮಾನ್ಯರೇ,

ವಿಷಯ: ರಾಷ್ಟ್ರೀಯ ಸೇವಾ ಯೋಜನೆಯ ರಾಜ್ಯ ಪ್ರಶಸ್ತಿ
ಪ್ರದಾನ ಸಮಾರಂಭಕ್ಕೆ ಆಹ್ವಾನಿಸುವ ಬಗ್ಗೆ

****

2021-22ನೇ ಸಾಲಿನ ಎನ್.ಎಸ್.ಎಸ್. ರಾಜ್ಯ ಪ್ರಶಸ್ತಿ ಪ್ರದಾನ ಸಮಾರಂಭವನ್ನು **ದಿನಾಂಕ: 11.10.2023 ರಂದು ಬುಧವಾರ ಬೆಳಗ್ಗೆ 09.00 ಗಂಟೆಗೆ ಬ್ಯಾಂಕ್ವೆಟ್ ಹಾಲ್, ರಾಜಭವನ, ಬೆಂಗಳೂರು** ಇಲ್ಲಿ ಏರ್ಪಡಿಸಲಾಗಿದೆ. ಸದರಿ ಸಮಾರಂಭದಲ್ಲಿ ಪ್ರಶಸ್ತಿ ಸ್ವೀಕರಿಸಲು ತಮ್ಮ ವಿಶ್ವವಿದ್ಯಾಲಯದ ವ್ಯಾಪ್ತಿಯಲ್ಲಿ ಬರುವ ಈ ಕೆಳಗಿನ ಕಾಲೇಜು ಪ್ರಾಂಶುಪಾಲರೊಂದಿಗೆ ವಿಜೇತರಾದ ಎನ್.ಎಸ್.ಎಸ್. ಘಟಕದ ಕಾರ್ಯಕ್ರಮಾಧಿಕಾರಿಗಳು ಪ್ರಶಸ್ತಿ ಸ್ವೀಕರಿಸಲು ಕಡ್ಡಾಯವಾಗಿ ಹಾಜರಾಗಲು ಸಂಬಂಧಪಟ್ಟ ಕಾರ್ಯಕ್ರಮ ಸಂಯೋಜನಾಧಿಕಾರಿಗಳಿಗೆ ಸೂಚಿಸಲು ವಿನಂತಿಸುತ್ತೇವೆ.

ಕೆಎಲ್ಇ ಅಕಾಡೆಮಿ ಆಫ್ ಹೈಯರ್ ಎಜುಕೇಷನ್ & ರಿಸರ್ಚ್, (ಕೆಹೇರ್), ಬೆಳಗಾವಿ

ಕ.ಸಂ.	ಪ್ರಶಸ್ತಿ ವಿವರ	ಹೆಸರು	ವಿಳಾಸ
01	2021-22/ ಘಟಕ/ ಉತ್ಯುತ್ತಮ ಕಾರ್ಯಕ್ರಮಾಧಿಕಾರಿ	ಡಾ. ಸಂಜೀವ ಎಸ್ ಟೊನಿ	ಶ್ರೀ ಬಿ.ಎಂ.ಕಂಕಣವಾಡಿ ಆಯುರ್ವೇದ ಮಹಾ ವಿದ್ಯಾಲಯ, ಶಹಾಪುರ, ಬೆಳಗಾವಿ. ಕೆಎಲ್ಇ ಅಕಾಡೆಮಿ ಆಫ್ ಹೈಯರ್ ಎಜುಕೇಷನ್ & ರಿಸರ್ಚ್, (ಕೆಹೇರ್) ಬೆಳಗಾವಿ.

*** ವಿಶೇಷ ಸೂಚನೆ:**

1. **ಪ್ರಶಸ್ತಿ ವಿಜೇತರ ಜೊತೆಗೆ, ಇಬ್ಬರು ಸಭಾಂಗಣಕ್ಕೆ ಆಗಮಿಸಲು ಅವಕಾಶವಿರುತ್ತದೆ. (ಜೊತೆಗೆ ಬರುವ ವ್ಯಕ್ತಿಗಳ ವಿವರಗಳನ್ನು ರಾಜಭವನಕ್ಕೆ ಪೂರ್ವಭಾವಿಯಾಗಿ ಸಲ್ಲಿಸಬೇಕಾದುದರಿಂದ, ಕೂಡಲೇ ಕಡ್ಡಾಯವಾಗಿ ದಿನಾಂಕ:09.10.2023 ರಂದು 01.00ಗಂಟೆಯೊಳಗೆ ಇಮೇಲ್ : goknsscell@gmail.com ಮೂಲಕ ಈ ಕಛೇರಿಗೆ ಕಳುಹಿಸುವುದು)**
2. **ಪ್ರಶಸ್ತಿ ವಿಜೇತರು ಮೇಲಿನ ದಿನಾಂಕದಂದು ಸಮಾರಂಭದಲ್ಲಿ ಬೆಳಿಗ್ಗೆ 9.00ಗಂಟೆಯೊಳಗಾಗಿ ಕಡ್ಡಾಯವಾಗಿ ನಿಗದಿಪಡಿಸಿದ ಸ್ಥಳದಲ್ಲಿ ಆಸೀನರಾಗಿರಬೇಕೆಂದು ಸೂಚಿಸಲಾಗಿದೆ.**

ವಂದನೆಗಳೊಂದಿಗೆ,

ತಮ್ಮ ವಿಶ್ವಾಸಿ,

(ಪ್ರತಾಪ್ ಲಿಂಗಯ್ಯ),
ರಾಜ್ಯಎನ್.ಎಸ್.ಎಸ್.ಅಧಿಕಾರಿ
ರಾಷ್ಟ್ರೀಯ ಸೇವಾ ಯೋಜನಾ ಕೋಶ,
ಯುವಸಬಲೀಕರಣ ಮತ್ತುಕ್ರೀಡಾ ಇಲಾಖೆ.

ಪ್ರತಿ: 1. ಸರ್ಕಾರದ ಪ್ರಧಾನ ಕಾರ್ಯದರ್ಶಿಗಳು, ಯುವ ಸಬಲೀಕರಣ ಮತ್ತು ಕ್ರೀಡಾ ಇಲಾಖೆ, ಕರ್ನಾಟಕ ಸರ್ಕಾರ.
2. ಕುಲಪತಿಗಳು, ಕೆಎಲ್ಇ ಅಕಾಡೆಮಿ ಆಫ್ ಹೈಯರ್ ಎಜುಕೇಷನ್ & ರಿಸರ್ಚ್, (ಕೆಹೇರ್), ಬೆಳಗಾವಿ.
3. ಪ್ರಾದೇಶಿಕ ನಿರ್ದೇಶಕರು, ಎನ್ ಎಸ್ ಎಸ್ ಪ್ರಾದೇಶಿಕ ಕಛೇರಿ, ಭಾರತ ಸರ್ಕಾರ, ಬೆಂಗಳೂರು.
4. ಎನ್.ಎಸ್.ಎಸ್. ಕಾರ್ಯಕ್ರಮ ಸಂಯೋಜನಾಧಿಕಾರಿಗಳು, ಕೆಎಲ್ಇ ಅಕಾಡೆಮಿ ಆಫ್ ಹೈಯರ್ ಎಜುಕೇಷನ್ & ರಿಸರ್ಚ್, (ಕೆಹೇರ್) ಬೆಳಗಾವಿ – ಕೂಡಲೇ ಕಾಲೇಜುಗಳಿಗೆ ಮಾಹಿತಿ ನೀಡಲು ಸೂಕ್ತ ಕ್ರಮಕ್ಕೈಗೊಳ್ಳುವುದು.


ಕರ್ನಾಟಕ ಸರ್ಕಾರ


भवन RAJ BHAVAN
I AM
NSS
STATE
WARDEE
ate : 11th October 2023, Wednesday 11.00 A.M.
Venue : Banquet Hall, Rajbhavan, Bengaluru



DBAET'S

SBG AYURVEDIC MEDICAL COLLEGE & HOSPITAL, BELAGAVI

(Recognised by NCISM,Ministry of Ayush,Govt. of India)
(Affiliated to Rajiv Gandhi University Of Health Sciences, Bengaluru)

Certificate of Appreciation

National Commission for Indian System of Medicine

This is to certify that ..... **Dr. Chaitra** MD.(Ayu) .....

was **"GUEST SPEAKER"** organized by Department. of Samhita Siddhanta, DBAET'S SBG AYURVEDIC MEDICAL COLLEGE & HOSPITAL, BELAGAVI held on **11th October 2023** on the topic **"Hidden Gems of Rahasya Sthana.**

Dr. Adivesh Arakeri
M.D. (Ayu.)
VICE-PRINCIPAL

Dr. S. V. Gaddihallishetty
B.S.A.M.
PRINCIPAL

DBAET'S

SBG AYURVEDIC MEDICAL COLLEGE AND HOSPITAL

(Recognised by NCISM,Ministry of Ayush,Govt. of India) (Affiliated to Rajiv Gandhi University of Health Sciences, Bangalore)
Laxmi Tekdi,Opposite Federal bank, Ganeshpur Road, Belagavi -590009
Mob: 8277937770 Email:sbgamcbelagavi@gmail.com Website: www.sbgamch.org

GUEST LECTURE

Organized by

DEPT. OF SAMHITA & SIDDHANTA

National Commission for Indian System of Medicine

National Ayurveda Day
राष्ट्रीय आयुर्वेद दिवस

Chief Guest

Topic: Hidden Gems of Rahasya sthana



Dr. Chaitra M.D.(Ayu.)
Asst. Professor
Dept. of Samhita & Siddhanta
KLE BMK Ayurveda Mahavidyalaya Belagavi.

DATE: 11 OCTOBER 2023
TIMING-10am-11am

Convenor & Organising Secretary



Dr.S.V.Gaddihallishetty B.S.A.M.
Principal
HOD & Professor
Dept. of Samhita Siddhanta

Co-Convenor



Dr.Adivesh Arakeri M.D.(Ayu.)
Vice Principal
HOD & Associate Professor
Dept. of Kaya Chikitsa

Organising Coordinator



Dr. Sagar SK M.D.(Ayu.)
Assistant Professor

Organising Coordinator



Dr Shahataj M.D.(Ayu.)
Assistant Professor
Dept. of Samhita Siddhant

Organising Coordinator



Mrs Suvarna B
M.A (Sanskrit)

Organising Coordinator



Dr.Balasab V. M.D.(Ayu.)
Associate Professor
Dept. of Samhita Siddhant

Cordially Invited by The Management, Principal and All Staff Members

SVPVV Samstha's

SHRI VEER PULIKESHI RURAL AYURVEDIC MEDICAL COLLEGE, HOSPITAL & RESEARCH CENTER, BADAMI-587 201

Ramdurg Road, Opposite JMF Court, BADAMI-587 201, Dist: Bagalkot State: Karnataka

08357-(c) 220586 Fax: 08357221147 ✉ Web: www. svpayur. org. E-mail: shri.veerpulikeshi_ayu_2008@yahoo.co.in

(Affiliated to Rajiv Gandhi University of Health Sciences, Karnataka, Bengaluru, Recognised by Govt. of Karnataka and Approved by NCISM New Delhi)

Ref. No: SVPRAMCB / 290 /2023 Date: 7/10/2023

To,
Dr. Arun Chougale
Professor and HOD
Dept. of Dravyaguna
KAHER BMK Ayurveda College,
Belgavi-590 003

Respected Sir,

Sub: Invitation to be Resource Person -reg

With orientation to the subject cited above, it gives us immense happiness to propose **"Workshop on II Profession Dravyaguna and Agada tantra evum Vyavahara Ayurveda Syllabus review for teachers" of Kalburgi Zone. In association with Rajiv Gandhi University of Health Sciences, Karnataka Bangaluru.**

In this regard's you are hereby appealed to be **Resource Person** for the same and deliver a talk on the topic **"Paper II theory".** On **Thursday 19.10.2023.**

Detailed program schedule is sent to your E mail.

Kindly accept the invitation & enlighten the delegates with your experienced & valued thoughts.

With respects & regards

PRINCIPAL
Shri Veer Pulikeshi Rural Ayurvedic
Medical College, Hospital and
Research Center, BADAMI-587201

Tele : 25229753(Director) & 25228548
Fax : 25229753

राष्ट्रीय आयुर्वेद विद्यापीठ

RASHTRIYA AYURVEDA VIDYAPEETH

(NATIONAL ACADEMY OF AYURVEDA)
(भारत सरकार, आयुष मंत्रालय के अधीन एक स्वायत्त संगठन)
(An autonomous organisation under Ministry of Ayush, Govt. of India)
धन्वन्तरि भवन, मार्ग संख्या–66, पंजाबी बाग (पश्चिम), नई दिल्ली–110 026
Dhanwantari Bhawan, Road # 66, West Punjabi Bagh, New Delhi – 110 026

आज़ादी का अमृत महोत्सव

File No 75/2020-21/RAV-Accred. **Dated: 25th September, 2023**

To,

Dr. Suhas Shetty,
Principal,
KLE College of Ayurveda, Belgavi.

Subject: Nomination as a member in Accreditation Committee of Ayurveda Training Accreditation Board (ATAB) under RAV, Ministry of Ayush, Govt. of India-reg.

Dear Sir,

We are pleased to inform you that Rashtriya Ayurveda Vidyapeeth (RAV), an autonomous institute under Ministry of Ayush has been notified as the Accrediting agency for various Ayurveda professional courses being run in the country & abroad. The Accreditation scheme is being looked after by a Board named as **Ayurveda Training Accreditation Board (ATAB),** working under RAV via Gazette notification dated 6th December 2019 (copy enclosed).

For processing of the work related to accreditation of Ayurveda courses, Accreditation Committee is working under ATAB. Now, RAV, with the approval of Ministry of Ayush, is pleased to nominate you to be a member of Accreditation Committee (AC) of ATAB (copy enclosed).

Kindly provide your acceptance for the same at the earliest.

Yours faithfully,

Vandana 25/9/23

(Dr. Vandana Siroha)
Director

File No.L-12013/1/2023-AS
Government of India
Ministry of Ayush
(Ayurveda Section)

AYUSH Bhawan,
B Block, GPO Complex,
INA Colony, New Delhi – 110023
Dated the 11th September, 2023

To
The Director,
Rashtriya Ayurveda Vidyapeeth,
Dhanvantari Bhavan, Road No.66,
West Punjabi Bagh,
New Delhi-110026.

Subject: Re-constitution of Board and Committees of ATAB –regarding

Madam,

I am directed to refer to your email dated 23.08.2023 on the subject cited above and to convey the approval of Secretary (Ayush) to the re-constitution of Executive Board, Technical Committee and Accreditation Committees of ATAB. The Executive Board and the Committees approved are as under:-

EXECUTIVE BOARD

S No.	Name & Designation
1.	Vaidya Jayant Deopujari, Chairman NCISM, New Delhi- Chairman
2.	Dr. SH Acharya, Professor AIIA, New Delhi-- Member
3.	Dr. Anupam, Prof, Department of Rasshastra, NIA , Jaipur-- Member
4.	Shri, Noor Rehman Sheikh, J.S,(EDD), Ministry of Eternal Affairs, New Delhi-- Member
5.	Dr. Abhay Sinha, Director General, SEPC, New Delhi -- Member
6.	Dr. Gayatri Mahindroo, Ex Senior Director and Ex Principal, Advisor NABH, New Delhi-Member
7.	Shri Anil Jauhri, Ex CEO NABCB, New Delhi -- Member
8.	Dr Poonam Bajaj, Director NABH, New Delhi-- Member
9.	Dr. Rajesh Maheshwari, CEO NABCB Member
10.	Vaidya Sumeet Goel, OSDT to Sec Ayush Ministry of Ayush, New Delhi -- Member
11.	Dr. Vandana Siroha, Director, RAV, New Delhi- Member Secretary

TECHNICAL COMMITTEE

S No.	Name & Designation
1.	Dr B.S.Prasad, President Board of Ayurveda , NCISM , New Delhi-- Chairman
2.	Prof. Mita Kotecha , Pro Vice Chancellor and HOD - Dravyaguna, NIA, Jaipur- Member
3.	Prof. Tanuja Nesari – Director AIIA, New Delhi- Member
4.	Mr. Anil Jauhri, Ex. CEO NABCB - Member
5.	Dr J.L.Shastry Ex Chief Executive Officer NMPB, New Delhi-- Member
6.	Dr P. Rammanohar Research Director, Amrita Institute of Ayurveda, Kerela -- Member
7.	Sh. S. Krishna Murthy, Advisor Vidal Healthcare & Assessor NABCB, New Delhi-- Member
8.	Dr. Rajesh Maheshwari, CEO NABCB- Member
9.	Dr. Vandana Siroha, Director, RAV, New Delhi- Member Secretary

ACCREDITATION COMMITTEE

S No.	Name & Designation
1.	Dr Ramesh P.R. Varier, Chief Clinical research officer, Kottakal Ayurveda, NABH Assessor-Chairman
2.	Dr. P.N. Rao, Principal, SDM College of Ayurveda and Hospital Hassan, NABH Assessor--Member
3.	Dr Suhas Shetty, Principal, KLE College of Ayurveda, Belgavi, NABH Assessor-- Member
4.	Dr. B.L. Mehra , secretary I/C , Medical Assessment and Rating Board for NCISM , New Delhi – Member
5.	Dr Anupam, Prof, NIA, Jaipur- Member
6.	Dr. Vandana Siroha, Director, RAV, New Delhi- Member Secretary

Yours faithfully,

(Arjun Kumar)
Under Secretary to the Govt. of India

MRN AYURVEDIC MEDICAL COLLEGE HOSPITAL AND RESEARCH CENTRE

Permitted by Govt of Karanataka Affiliated to Rajiv Gandhi University of Health Sciences, Bangalore
Recognized by National Commission for Indian System of Medicine, New Delhi, & Ministry of AYUSH New Delhi
Wedsite : www.mrnayu.com
College number : 7406495000
Hospital number : 9480644814, 8147328676
Email ID : mrnayurvedacollege@gmail.com

Ref : MRNAMCH/BGK/2023- 357 Date : 16/10/2023

To,
Dr. Rajeshwari Kamath MD, Ph.D. (Ayu)
Chairperson, Syllabus Expert Committee RS & BK
Professor, Post Graduate Dept of RS & BK,
KLEU Shri. BMK Ayurveda Mahavidyalaya Belagavi

Sub: Invitation letter as a Guest Speaker for "**State Level Orientation Program for Teachers on Review of Course Curriculum for Second Professional BAMS 2023**".

Respected Sir / Madam,

It is very glad to invite you as a Guest Speaker on behalf of our institution for the "**State Level Orientation Program for Teachers on Review of Course Curriculum for Second Professional BAMS 2023"** on the Date 25/10/2023.

Kindly accept the Invitation & make the program grand success.

Thanking you,

Yours Sincerely,
Principal,
MRN Ayurvedic Medical College.
Hospital & Research Centre,
BAGALKOT- 587104.


Tejas International Educational Institutions
MRN AYURVEDIC MEDICAL COLLEGE
HOSPITAL & RESEARCH CENTRE NAVANAGAR, BAGALKOTE-587104
Affiliated to Rajiv Gandhi University of Health Sciences, Karnataka, Bengaluru and Approved
STATE LEVEL ORIENTATION PROGRAM FOR TEAC
ON REVIEW OF COURSE CURRICULUM FOR SECOND PRO
DATE : 25-10-2023
Wednesday
BAMS 2023-24 BATC
Inaugurator

ವಿಷಯ ಪಾಂಡಿತ್ಯ ಸಾಧಿಸಿ: ಕಾಮತ್

ಪ್ರಜಾವಾಣಿ ವಾರ್ತೆ

ಬಾಗಲಕೋಟೆ: ಪ್ರತಿ ವ್ಯಕ್ತಿಯಲ್ಲಿ ವಿಷಯ ಪಾಂಡಿತ್ಯ ಸಾಧಿಸುವುದು ವ್ಯಕ್ತಿ ನಿರತ ವ್ಯಕ್ತಿಗೆ ಅತೀ ಅವಶ್ಯಕ ಎಂದು ಪ್ರಾಧ್ಯಾಪಕ ಡಾ.ರಾಜೇಶ್ವರಿ ಕಾಮತ್ ಅಭಿಪ್ರಾಯ ಪಟ್ಟರು. ನಗರದ ಎಂ.ಆರ್.ಎಸ್. ಆಯುರ್ವೇದ ಮೆಡಿಕಲ್ ಕಾಲೇಜಿನಲ್ಲಿ ಬುಧವಾರ ನಡೆದ ರಾಷ್ಟ್ರಮಟ್ಟದ ವಿಷಯವಾರು ದೃಷ್ಟಿಕೋನ ಕಾರ್ಯಾಗಾರದಲ್ಲಿ ಮುಖ್ಯ ಭಾಷಣಕಾರರಾಗಿ ಮಾತನಾಡಿದರು.

ಕರಬೇತಿ, ಕಾರ್ಯಗಾರಗಳು ವಿಷಯದಲ್ಲಿ ಹೆಚ್ಚಿನ ಪಾಂಡಿತ್ಯ ಪಡೆಯಲು ಸಹಾಯಕ ವಾಗುತ್ತವೆ ಎಂದರು.

ಮಾರ್ಗದರ್ಶಿ ಮೂಲಕ ಮಾತನಾಡಿದ ನವದೆಹಲಿಯ ಎನ್‌ಸಿಐಎಸ್‌ಎಂ ಅಧ್ಯಕ್ಷ ಡಾ.ಶ್ರೀನಿವಾಸ್ ಪ್ರಸಾದ್ ಬಿ ಮಾತನಾಡಿ, ಎಲ್ಲ ಪ್ರಾಧ್ಯಾಪಕರಿಗೆ ಸ್ಫೂರ್ತಿ ದೊರೆಯಲಿ ಎಂದು ಹಾರೈಸಿದರು.



ಬಾಗಲಕೋಟೆಯ ಎಂಆರ್‌ಎಸ್ ಆಯುರ್ವೇದ ವೈದ್ಯಕೀಯ ಕಾಲೇಜಿನಲ್ಲಿ ನಡೆದ ಕಾರ್ಯಾಗಾರದಲ್ಲಿ ಪ್ರಾಧ್ಯಾಪಕ ಡಾ.ರಾಜೇಶ್ವರಿ ಕಾಮತ್ ಮಾತನಾಡಿದರು

ಪ್ರಾಧ್ಯಾಪಕ ಡಾ.ಎಂ.ಎಸ್. ಕೃಷ್ಣಮೂರ್ತಿ ಮಾತನಾಡಿ, ಬೋಧನೆಯನ್ನು ಪರಿಣಾಮಕಾರಿಯಾಗಿ ಮಾಡುವ ತಂತ್ರ ಅರಿತುಕೊಳ್ಳಲು ಕಾರ್ಯಾಗಾರಗಳು ಸಹಾಯಕವಾಗುತ್ತವೆ ಎಂದು ತಿಳಿಸಿದರು.

ಪ್ರಾರಂಭ ಅಧ್ಯಕ್ಷೆ ಮಾಧುರಿ ಮುಧೋಳ, ಆಯುರ್ವೇದ ಕಾಲೇಜಿನ ಡೀನ್ ಡಾ.ಶಿವಕುಮಾರ್ ಗಂಗಾಲ, ಪ್ರಾಚಾರ್ಯ ಡಾ.ಪ್ರಲ್ಹಾದ ಗಂಗಾವತಿ, ಡಾ.ವಿಜಯಕುಮಾರ ಬಮನಿ, ಡಾ.ವಿದ್ಯಾಶ್ರೀ, ಡಾ.ದೀಪಾ ಗಂಗಾಧರ ಇತರರು ಇದ್ದರು.

MRN AYURVEDIC MEDICAL COLLEGE HOSPITAL AND RESEARCH CENTRE

Permitted by Govt of Karanataka Affiliated to Rajiv Gandhi University of Health Sciences, Bangalore
Recognized by National Commission for Indian System of Medicine, New Delhi, & Ministry of AYUSH New Delhi
Wedsite : www.mrnayu.com
College number : 7406495000
Hospital number : 9480644814, 8147328676
Email ID : mrnayurvedacollege@gmail.com

Ref : MRNAMCH/BGK/2023- 359 Date : 16/10/2023

To,
Dr. Manjula Kivadasannavar MD, Ph.D. (Ayu)
Professor & HOD, Dept. of
Roga Nidan Evam Vikriti Vigyan
KLEU Shri. BMK Ayurveda Mahavidyalaya Belagavi.

Sub: Invitation letter as a Guest Speaker for "**State Level Orientation Program for Teachers on Review of Course Curriculum for Second Professional BAMS 2023**".

Respected Sir / Madam,

It is very glad to invite you as a Guest Speaker on behalf of our institution for the **"State Level Orientation Program for Teachers on Review of Course Curriculum for Second Professional BAMS 2023"** on the Date 27/10/2023.

Kindly acccpt the Invitation & make the program grand success.

Thanking you,

Yours Sincerely,
Principal,
MRN Ayurvedic Medical College,
Hospital & Research Centre,
BAGALKOT- 587104.

ರೋಗ ನಿರ್ಣಯದ ವಿಧಾನ ಅರಿತುಕೊಳ್ಳಿ

ರೋಗ ಪತ್ತೆ ವಿಜ್ಞಾನ ವಿಷಯದ ಪ್ರಾಧ್ಯಾಪಕಿ ಡಾ.ಮಂಜುಳಾ ಅಭಿಮತ

• **ಕನ್ನಡಪ್ರಭ ವಾರ್ತೆ** ಬಾಗಲಕೋಟೆ



ಪ್ರತಿ ವೈದ್ಯನು ರೋಗನಿರ್ಣದ ವಿಧಾನಗಳನ್ನು ಅರಿತುಕೊಳ್ಳುವುದು ಅತ್ಯವಶ್ಯಕ ಎಂದು ಬೆಳಗಾವಿಯ ಕೆಎಲ್ ಯುಬಿಎಂಕೆ ಆಯುರ್ವೇದ ಮಹಾವಿದ್ಯಾಲಯದ ರೋಗ ನಿದಾನ ವಿಜ್ಞಾನ ವಿಷಯದ ಪ್ರಾಧ್ಯಾಪಕಿ ಡಾ.ಮಂಜುಳಾ. ಕೆ ಹೇಳಿದರು.

ಎಂಆರ್‌ಎನ್ ಆಯುರ್ವೇದಿಕ್ ಮೆಡಿಕಲ್ ಕಾಲೇಜಿನಲ್ಲಿ ನಡೆದ ರಾಜ್ಯಮಟ್ಟದ ವಿಷಯವಾರು ದೃಷ್ಟಿಕೋನ ಕಾರ್ಯಗಾರದಲ್ಲಿ ಮಾತನಾಡಿದ ಅವರು, ರೋಗಿಯ ರೋಗ ನಿರ್ಣಯಿಸುವಂತಹ ವಿಧಾನಗಳನ್ನು ಕಲಿತುಕೊಂಡಾಗ ಮಾತ್ರ ಶ್ರೇಷ್ಠ ವೈದ್ಯರಾಗಲು ಸಾಧ್ಯ ಎಂದರು.

ಉಡುಪಿಯ ಎಸ್‌ಡಿಎಂ ಆಯುರ್ವೇದ ಆಸ್ಪತ್ರೆಯ ಸಹಾಯಕ ಪ್ರಾಧ್ಯಾಪಕ ಡಾ.ಅರುಣ್ ಕುರ್ಮಾ.ಎಂ ಮಾತನಾಡಿ, ರೋಗ ಶಾಸ್ತ್ರೀಯ ಪರೀಕ್ಷೆಗಳು ಹಾಗೂ ಪ್ರಯೋಗಾಲಯಗಳನ್ನ ಸೂಕ್ತವಾಗಿ ಬಳಸಿಕೊಳ್ಳಬೇಕೆಂದರು.

ನವದೆಹಲಿಯ ಡಾ.ಶ್ರೀನಿವಾಸ್ ಪ್ರಸಾದ್.ಬಿ ವರ್ಚುಯಲ್ ಮೂಲಕ ಕಾರ್ಯಾಗಾರಕ್ಕೆ ಚಾಲನೆ ನೀಡಿದರು. ರಾಜ್ಯದ ಸುಮಾರು 75ಕ್ಕೂ ಹೆಚ್ಚು ಆಯುರ್ವೇದಿಕ್ ಮಹಾವಿದ್ಯಾಲಯದ ಪ್ರಾಧ್ಯಾಪಕರುಗಳು ಹಾಗೂ ನುರಿತ ಪ್ರಾಧ್ಯಾಪಕರುಗಳು ಭಾಗಿಯಾಗಿದ್ದರು. ಸಮಾರೋಪದಲ್ಲಿ ಟಿಐಇಐಐ ನ ಅಧ್ಯಕ್ಷೆ ಮಾಧುರಿ ಮುಧೋಳ್, ಆಯುರ್ವೇದಿಕ್ ಕಾಲೇಜಿನ ಡೀನ್ ಡಾ.ಶಿವಕುಮಾರ್‌ಗಂಗಾಲ, ಪ್ರಾಂಶುಪಾಲ ಡಾ.ಪ್ರಲ್ಹಾದ್ ಗಂಗಾವತಿ, ಪ್ರಾಧ್ಯಾಪಕಿ ಡಾ.ದೀಪಾ ಗಂಗಾಲ, ಡಾ.ಈಶ್ವರ ಪಾಟೀಲ್, ಡಾ.ಸಂಜಯ್ ಚಿನಿವಾಲ,ಡಾ. ವೀಣಾ ಕುಲಕರ್ಣಿ, ಡಾ.ಅಶ್ವಿನಿ ಹೊಸಮನಿ, ಡಾ. ರಜನಿ ದಡೆದ್, ಡಾ.ರೇಖಾ ಸಕ್ಕರಿ ಹಾಗೂ ಇನ್ನಿತರರು ಇದ್ದರು.

GOVERNMENT AYURVEDA MEDICAL COLLEGE & HOSPITAL , MYSURU

NATIONAL WEBINAR SERIES

ON THE OCCASION OF GOLDEN JUBILEE AND NATIONAL AYURVEDA DAY CELEBRATIONS

MANOPRABHUTVA - 23

Organized by:

Department of Post Graduate Studies in Kayachikitsa



Guest Speaker:

Dr Suhas Kumar Shetty,

Principal and Medical Director

KAHER's SHRI BMKAMV, Shahapur, Belagavi.

Date: 28/10/2023 **Time: 2:30 PM** **Platform: Youtube**

Topic: Ayurvedic Understanding and Management of Mood Disorders


ಆಯುಷ್ ಇಲಾಖೆ
ಜಿಲ್ಲಾ ಆಯುಷ್ ಇಲಾಖೆ, ಬೆಳಗಾವಿ
ಇವರ ಸಂಯುಕ್ತ ಆಶ್ರಯದಲ್ಲಿ
ಧನ್ವಂತರಿ ಜಯಂತಿ ಪ್ರಯುಕ್ತ
8ನೇ ರಾಷ್ಟ್ರೀಯ ಆಯುರ್ವೇದ ದಿನಾಚರಣೆ 2023
ಘೋಷವಾಕ್ಯ : ಪ್ರತಿ ದಿನ ಪ್ರತಿ ಮನೆಯಲ್ಲಿ ಆಯುರ್ವೇದ
ಸರ್ವರಿಗೂ ಆದರದ ಸ್ವಾಗತ


GPS Map Camera
Belagavi, Karnataka, India
VGF8+3QQ, Subhash Nagar, Belagavi, Karnataka 590016, India
Lat 15.872532°
Long 74.516935°
10/11/23 11:48 AM GMT +05:30
Google


GPS Map Camera
Belagavi, Karnataka, India
VGC9+X4V, Subhash Nagar, Belagavi, Karnataka 590016, India
Lat 15.8723°
Long 74.517736°
10/11/23 12:26 PM GMT +05:30
Google

1ST WORLD AYURHEALTH SUMMIT

Adorn your health with Ayurveda and Yoga !

This certificate is awarded to

Mr./~~Mrs./Miss./Dr./Vd.~~ SUHAS KUMAR SHETTY

for his / her valuable contribution as an

Organiser / Guest Speaker / Chair Person / Co Chairperson / Participant in

1ST WORLD AYURHEALTH SUMMIT, SINGAPORE

held on Nov. 21st & 22nd 2023

Dr. Shilpa Swar

CEO & Founder Shiv Ayurved, Singapore
& SIFA Pvt. Ltd.


SIFA's
1" WORLD
AYURHEALTH




SIFA FIRST WORLD AYURHEALTH SUMMIT
Shiv Ayurved Singapore
SIFA
Adorn your health with Ayurveda & Yoga !
CHAIRPERSON
Singapore
21st & 22nd November 2023
Dr. Suhas Kumar Shetty



About the Author



Dr. Sanjeev S Tonni working as an Associate Professor in the department of Swasthavritta & Yoga at KLE Academy of Higher Education & Research's (KAHER Deemed-to-be-University) Shri. B.M. Kankanawadi Ayurveda College, Belagavi Karnataka since 13 years.

Completed under-graduation (BAMS) from Hubballi Ayurveda College, Hubballi affiliated to Karnataka University Dharwad in December 1999 and completed Post-Graduation (MD) in Swasthavritta subject in 2009 from S.D.M. College of Ayurveda, Hassan Karnataka & stood first to RGUHS Bangalore and also secured Dr. Veerendra Heggade Academic Excellence Award from the same institution.

Joined at KLE Ayurveda College, Belagavi as Assistant Professor & presently working in same institution as Associate Professor in the Post-Graduation department of Swasthavritta & Yoga and also served Head of department for 3 years.

Meanwhile, also completed M.Sc in Clinical Nutrition & Dietetics with distinction (3rd Rank) from Karnataka State Open University (KSOU) Mysuru in the year 2016. Also furnished PG Diploma in Yoga studies from Rani Channamma University (RCU) Belagavi Karnataka.

Author is a member, Indian Dietetic Association (IDA) Mysuru Chapter Karnataka and worked as a member, Board of Studies (BoS) for Pre & Para clinical subjects KAHER (Deemed-to-be-University), Belagavi.

Author has a good number of scientific publications in National & International Journals in his credit. Guided one GOVT project ie, SPiCE, sponsored by VGST, Departmentt of IT, Govt. of Karnataka during 2012-13. Guiding PG Scholars in Swasthavritta subject, scholars of M.Sc in Clinical Nutrition & Dietetics & M.Ph scholars for their research work.

Author has also given health & yoga related talks in TV & Radio programmes. Author is perusing Ph.D from KAHER (KLE University, Belagavi). Author is very expert in the field of Swasthavritta & Yoga advice, also teaching overseas students for their clinical postings. Author is also working as NSS & Youth Red Cross Programme officer of the institute since 4 years & member to the NSS advisory board of KAHER Belagavi.

Sir, Presently also working as a Head of the Department of "Research Methodology & Medical Statistics" at the same institute.

Estd. 1892

चौखम्भा प्रकाशन

CHAUKHAMBHA PRAKASHAN

K. 37/116, Gopal Mandir Lane, Varanasi-221001 (India)

Ph. : +91 542 2335929, 9999824612

Email : chaukhambha.prakashan@gmail.com

Scan WhatsApp to order books

CHAUKHAMBHA

WhatsApp Scan

Price Rs.

Swasthavritta & Yoga Shloka Samucchaya

Compilation of important shlokas from Ayurveda & Yoga Science

Dr. Sanjeev S Tonni

Chaukhambha Prakashan



Dr.Sanjeev S Tonni working as an Associate Professor in the department of Swasthavritta & Yoga at KLE Academy of Higher Education & Research Centre's (KAHER, Deemed-to-be-University) Shri B.M. Kankanawadi Ayurveda Mahavidyalaya, Belagavi Karnataka since ten and half years.

He completed his under-graduation (BAMS) from Hubballi Ayurveda College, Hubballi affiliated to Karnataka University Dharwad in December-1999.

He completed Post-Graduation in Swasthavritta subject in May-2009 from S.D.M.College of Ayurveda, Hassan Karnataka & stood first to RGUHS Bangalore and secured "Dr.Veerendra Heggade Academic Excellence Award" from the same institution.

He joined KLE's Shri.B.M.Kankanawadi Ayurveda Mahavidyalaya, Belagavi, one among the top institution in India (India's First AYUSH institution having NAAC and NABH Accreditation) as Assistant Professor & presently working in the same institution as Associate Professor in the Post-Graduation department of Swasthavritta & Yoga and also served as Head of the Department for three years.

Meanwhile, he completed M.Sc in Clinical Nutrition & Dietetics with distinction from Karnataka State Open University (KSOU) Mysuru in the year 2016 and PG Diploma in Yoga Studies from Rani Chennamma University, Belagavi Karnataka.

He is a Lifetime member to, Indian Dietetic Association (IDA) Mysuru Chapter, Karnataka.

He worked as a member, Board of Studies (BoS) for Pre & Para-Clinical subjects of Ayurveda at KAHER (Deemed-to-be-University), Belagavi.

He has a good number of scientific publications in National & International Journals in his credit. He has guided one Govt. Project ie, SPiCE, sponsored by VGST, Department of Information Technology, Govt. of Karnataka during 2012-13.

He has also given Health & Yoga related talks in TV & Radio programmes.

He is guiding PG Scholars in Swasthavritta for their research work.

He is teaching Swasthavritta and Yoga to overseas students.

He is also working as NSS and Youth Red Cross Programme officer of the working institute.

He is a Co-ordinator for Inter Disciplinary Course and Choice Based Credit Courses on Yoga.

YOGA AND WELLNESS



योगस्थः कुरु कर्माणि सङ्गं त्यक्त्वा धनञ्जय |
सिद्ध्यसिद्ध्योः समो भूत्वा समत्वं योग उच्यते || Bhagavadgeeta.2/48

Dr. Sanjeev S. Tonni

MD (Ayu).M.Sc (CN&D), PGDYS (Yoga)

About the Author



Dr. Sanjeev S Tonni working as an Associate Professor in the department of Swasthavritta & Yoga at KLE Academy of Higher Education & Research's (KAHER Deemed-to-be-University) Shri. B.M. Kankanawadi Ayurveda College, Belagavi Karnataka since 13 years.

Completed under-graduation (BAMS) from Hubballi Ayurveda College, Hubballi affiliated to Karnataka University Dharwad in December 1999 and completed Post-Graduation (MD) in Swasthavritta subject in 2009 from S.D.M. College of Ayurveda, Hassan Karnataka & stood first to RGUHS Bangalore and also secured Dr. Veerendra Heggade Academic Excellence Award from the same institution.

Joined at KLE Ayurveda College, Belagavi as Assistant Professor & presently working in same institution as Associate Professor in the Post-Graduation department of Swasthavritta & Yoga and also served Head of department for 3 years.

Meanwhile, also completed M.Sc in Clinical Nutrition & Dietetics with distinction (3rd Rank) from Karnataka State Open University (KSOU) Mysuru in the year 2016. Also furnished PG Diploma in Yoga studies from Rani Channamma University (RCU) Belagavi Karnataka.

Author is a member, Indian Dietetic Association (IDA) Mysuru Chapter Karnataka and worked as a member, Board of Studies (BoS) for Pre & Para clinical subjects KAHER (Deemed-to-be-University), Belagavi.

Author has a good number of scientific publications in National & International Journals in his credit. Guided one GOVT project ie, SPiCE, sponsored by VGST, Departmentt of IT, Govt. of Karnataka during 2012-13. Guiding PG Scholars in Swasthavritta subject, scholars of M.Sc in Clinical Nutrition & Dietetics & M.Ph scholars for their research work.

Author has also given health & yoga related talks in TV & Radio programmes. Author is perusing Ph.D from KAHER (KLE University, Belagavi). Author is very expert in the field of Swasthavritta & Yoga advice, also teaching overseas students for their clinical postings. Author is also working as NSS & Youth Red Cross Programme officer of the institute since 4 years & member to the NSS advisory board of KAHER Belagavi.

Sir, Presently also working as a Head of the Department of "Research Methodology & Medical Statistics" at the same institute.

Scan QR to download Catalog & Books PDF

CHAUKHAMBHA

CHAUKHAMBHA PRAKASHAN
K. 37/116 Gopal Mandir Lane, Golghar
(Near Maidagin) Varanasi - 221001
Tel : 0542-2335929
Email : chaukhambha.prakashan@gmail.com

Scan WhatsApp to order

CHAUKHAMBHA
WhatsApp Scan

Price: Rs. 195.00

OSCE/OSPE in Swasthavritta & Yoga • Dr. Sanjeev S Tonni





OSCE/OSPE

(Objective Structured Clinical/Practical Examination)
in
Swasthavritta & Yoga

Dr. Sanjeev S Tonni

Chaukhambha Prakashan



AYURVEDA @ 2047

VISHWA AYURVEDA PARISHAD'S
SWASTHAVRITTA & YOGA SAMBHASHA

ORGANIZES WEBINAR ON

TOPIC -Relevance of Sadvritta as a Behavioural Medicine

EXPERT SPEAKER



DR SANJEEV TONNI
ASSOCIATE PROFESSOR, DEPT OF SWASTHAVRITTA;
(KAHER: DEEMED-TO-BE UNIVERSITY)
SHRI.B.M.K. AYURVEDA COLLEGE, BELAGAVI
KARNATAKA:

SWASTHAVRITTA & YOGA SAMBHASHA NATIONAL EXECUTIVE COMMITTEE



PROF. VIJAY KUMAR
CONVENOR



PROF MIHIR HAJARNAVIS
CO-CONVENOR



DR SHIV KUMAR HARTI
COORDINATOR



DR MAMTA TIWARI
CO-CORDINATOR

ZONE-WISE COORDINATOR

EAST - DR SUNITA PANDEY
SOUTH- DR SUDHAKAR REDDY
WEST -DR SUMITA JAIN
NORTH- DR GARIMA
CENTRAL- DR TRUPTI JAIN
UP, UK - DR YAGYIK MISHRA

VISHWA AYURVED PARISHAD-EXECUTIVE COMMITTEE

PROF. GOVIND SHUKLA
PRESIDENT

PROF. MAHESH VYAS
GENERAL SECRETORY

PROF. YOGESH CHANDRA MISHRA
ORGANIZING SECRETORY

PROF. K.K. DWIVEDI
JOINT ORGANIZING SECRETORY

DATE 23/11/2023, TIME 03.00 PM TO 04.00 PM

Google Meet HTTPS://MEET.GOOGLE.COM/NSW-CBIC-UGR

https://gafindia.org/invited-speakers - for Global Ayurveda Fest at Kerala.

GAF-2023

5th GLOBAL AYURVEDA Festival Kerala

centre for innovation in science & social action

CERTIFICATE

This certificate is given as a token of appreciation to Mr / Ms / Dr / Prof

Dr. VINOD S GURAV

for your exceptional service as the Chair during the SCIENCE AND SHASTRA SESSION *at the* **5th** ***Global Ayurveda Festival (GAF 2023)*** *held in Thiruvananthapuram, India, from Dec 1-5, 2023.*

Your leadership and expertise have significantly enhanced the quality of the session, fostering meaningful discussions and enhancing the overall success.

Dr. C. Suresh Kumar
Secretary General

Dr. Jayan D
Chairman, Seminar Committee


GAF- 2023
5th
GLOBAL
AYURVEDA
Festival Kerala
Invited Guest
CISSA
centre for innovation in science & social action


CERTIFICATE
STADIUM
vivo V21e

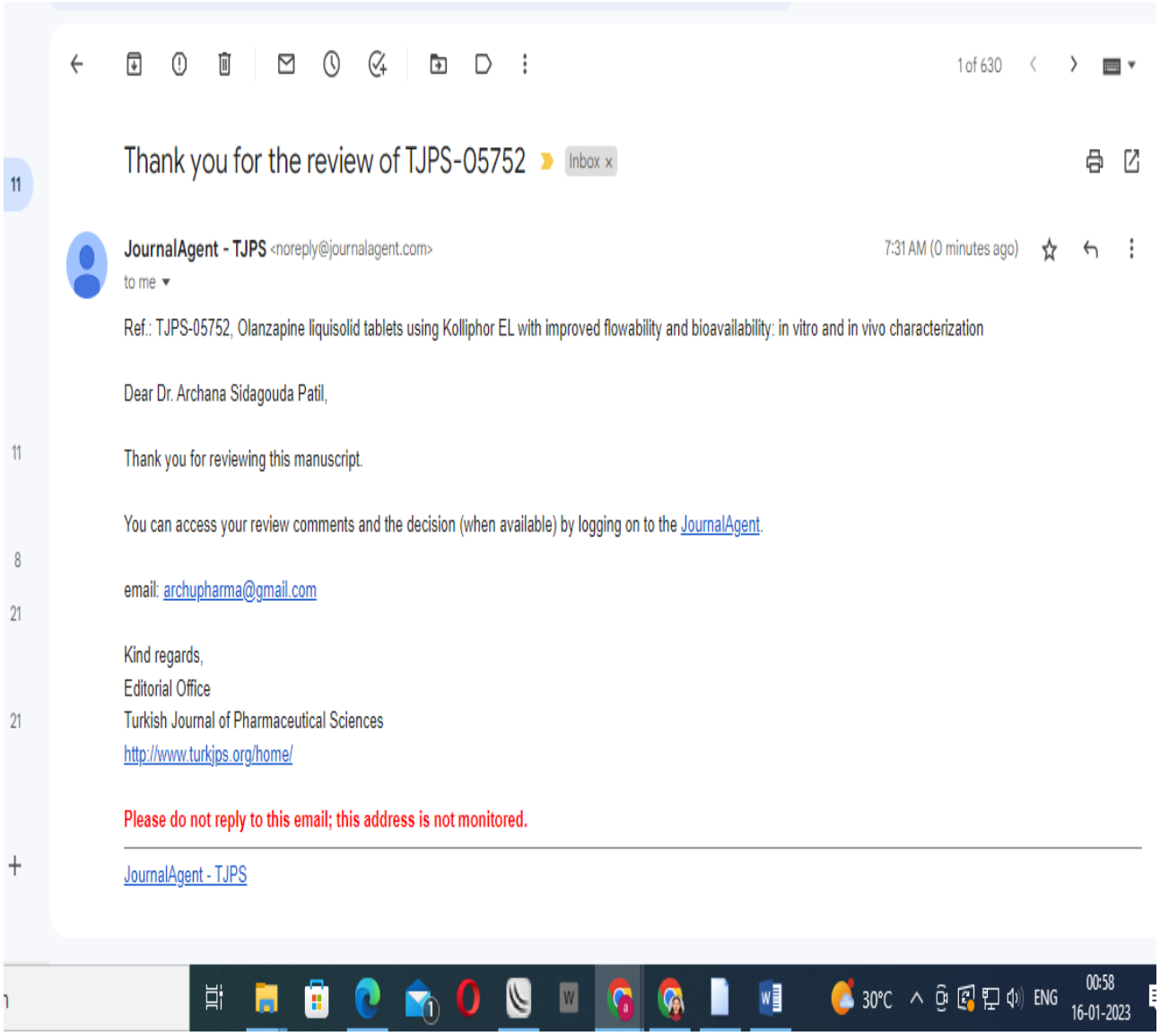

1 of 630

Thank you for the review of TJPS-05752 Inbox x

JournalAgent - TJPS <noreply@journalagent.com> 7:31 AM (0 minutes ago)

to me

Ref.: TJPS-05752, Olanzapine liquisolid tablets using Kolliphor EL with improved flowability and bioavailability: in vitro and in vivo characterization

Dear Dr. Archana Sidagouda Patil,

Thank you for reviewing this manuscript.

You can access your review comments and the decision (when available) by logging on to the JournalAgent.

email: archupharma@gmail.com

Kind regards,
Editorial Office
Turkish Journal of Pharmaceutical Sciences
http://www.turkjps.org/home/

Please do not reply to this email; this address is not monitored.

JournalAgent - TJPS

30°C ENG 00:58 16-01-2023

Teerthankar Education Society's

Dr. Shivajirao Kadam College of Pharmacy

Kasabe Digraj, Sangli (MS) - 416305

In Association With

Karmaveer Charitable Trust, Sangli.

Karmaveer Bhaurao Patil Nagari Sahakari Patsanstha Ltd; Sangli.

Certificate

of Appreciation

PRERNA UTSAV

This is to certify that ~~Mr./ Ms./ Mrs./~~Dr. Bhaskar Kurangi

of KLE College of Pharmacy, Belagavi

is being awarded 2nd Prize in *"National Level Poster Presentation Competition"*

organized on 11th March 2023 at *Dr. Shivajirao Kadam College of Pharmacy, Kasabe Digraj, Sangli.*

Dr. S. M. Gejage	Prof. D. D. Chougule	Mr. Raosaheb Patil
Chief Co-ordinator	Principal	Chairman

Scanned with OKEN Scanner

e-ISSN 2830-7259
p-ISSN 2830-7046

Sciences of Pharmacy
an Open Access Journal by ETFLIN

CERTIFICATE OF APPRECIATION

This certificate is presented to:

Prof Archana S. Patil

Friday, 04 August 2023

In recognition as a reviewer for the paper entitled:

THE IN-VITRO ASSESSMENT OF THE EFFECTIVENESS AND THE ACTIVITY OF SUNSCREEN GEL, WHICH CONTAINS THE GIANT TIGER PRAWN HEAD (Penaeus monodon) EXTRACT BY APPLYING THE SPECTROPHOTOMETRY METHOD

Submitted to:

Sciences of Pharmacy

ETFLIN

SINCE 1993

PKM EDUCATIONAL TRUST ®

R R COLLEGE OF PHARMACY

D Pharm | B Pharm | Pharm D | Pharm D PB | M Pharm | Ph D

Affiliated to RGUHS, Approved by Govt. of Karnataka & PCI

Accredited by NAAC with "A"

Chikkabanavara, Bangalore – 560090.

RR CHEMCOL-2023

CERTIFICATE OF APPRECIATION

This certificate is given to Dr/Mr/Mrs/Ms Archana S. Patil

For His / Her participation as Resource Person / Evaluator during

The National Conference on "**DRUG DESIGN AND EVALUATION: CURRENT SCENARIO**"

In Association With Karnataka State Pharmacy Council, Karnataka.

Conducted on **30th September, 2023**

Convenor & **Principal**
Dr. Narayana Swamy V.B

Secretary
Shri Kiran H R
PKMET

MANIPAL COLLEGE
OF PHARMACEUTICAL SCIENCES
MANIPAL
(A constituent unit of MAHE, Manipal)

MANIPAL PHARMACEUTICS CONFERENCE (MPCON)- 2023

Certificate of Appreciation

This is to certify that KISHORI SUTAR presented a poster entitled "Development and Validation of a Simple stability-Indicating HPLC method for the quantification of Apremilast in pharmaceuticals and novel nanaformulation" and has been selected for the **BEST POSTER AWARD** in the **Manipal Pharmaceutics Conference (MPCON) 2023** organized by Department of Pharmaceutics, Department of Pharmaceutical Quality Assurance, Department of Pharmaceutical Regulatory Affairs and Management, Manipal College of Pharmaceutical Sciences, MAHE, Manipal from September 28-30, 2023

Dr. Srinivas Mutalik
Organizing Secretary
Professor & Head, Dept. of Pharmaceutics
MCOPS, MAHE

Dr. C Mallikarjuna Rao
Convener
Professor & Principal
MCOPS, MAHE

BLDEA's SSM COLLEGE OF PHARMACY AND RESEARCH CENTRE, VIJAYAPUR

Accredited A++ by NAAC

This Certificate of Appreciation has been Granted to

Mr/Miss/Mrs/Dr. Archana Patil of KLE college of pharmacy Belgavi, for Participating as a Chairperson of a Session / Evaluator of an E- poster in One Day National Seminar Sponsored by NAAC, Bengaluru on **"Artificial Intelligence (AI) and Machine Learning (ML) an Application Prospective in Health Care and Education Sectors"** Organised by IQAC, BLDEA's SSM College of Pharmacy and Research Centre, Vijayapur-586103. Karnataka held on 11th October 2023

Convenor
Dr C. Mallikarjuna Setty

Organising Secretary
Dr. B.S. Hunasagi

Coordinator
Dr. S.M. Biradar

KARNATAKA COLLEGE
Dedicated To Educate

Karnataka Education Trust®
KARNATAKA COLLEGE OF PHARMACY
Affiliated to RGUHS, Bangalore.
Approved by AICTE & PCI New Delhi.
www.karnatakacollege.org
www.karnatakacollegeofpharmacy.com

Ref. No.:KCP/GEN/02/2022-23

Bangalore

Date: 18-01-2023

To

Dr. Parixit Bhandurge
Associate Professor
KLE's College of Pharmacy
Nehru Nagar, JNMC Campus
Belagavi-590010

Dear Sir,

Subject: Invitation as a reviewer for NAAC documents at Karnataka College of Pharmacy Bangalore

We are pleased to invite you as a reviewer for NAAC documents at Karnataka College of Pharmacy Bangalore on 20th and 21st January 2023.

You have been kind enough to support the Institution with your regular visits and valuable inputs during the NAAC-SSR preparation and submission. Again we request you to kindly extend your support for the review and verification of the NAAC documents on the above said dates.

We would appreciate your presence in this regard.

Thanking you,

Yours faithfully

Dr. C. SREEDHAR
Professor & H.O.D.
Dept. of Pharmaceutical Analysis
Karnataka College of Pharmacy
BANGALORE

Research Journal of Pharmacy and Technology

Date: January 04, 2023

Certificate of Appreciation

This is to certify that

Shailendra S. Suryawanshi

is a valued reviewer of manuscript entitled **"Design Characterization and Stability Studies of Mesalamine Loaded Solid Lipid Nanoparticles"** and has contributed towards the quality and success of the Journal.

A and V Publications 2008 Raipur

Editor in Chief

PRINT

Invitation as Reviewer and Certificate for Review

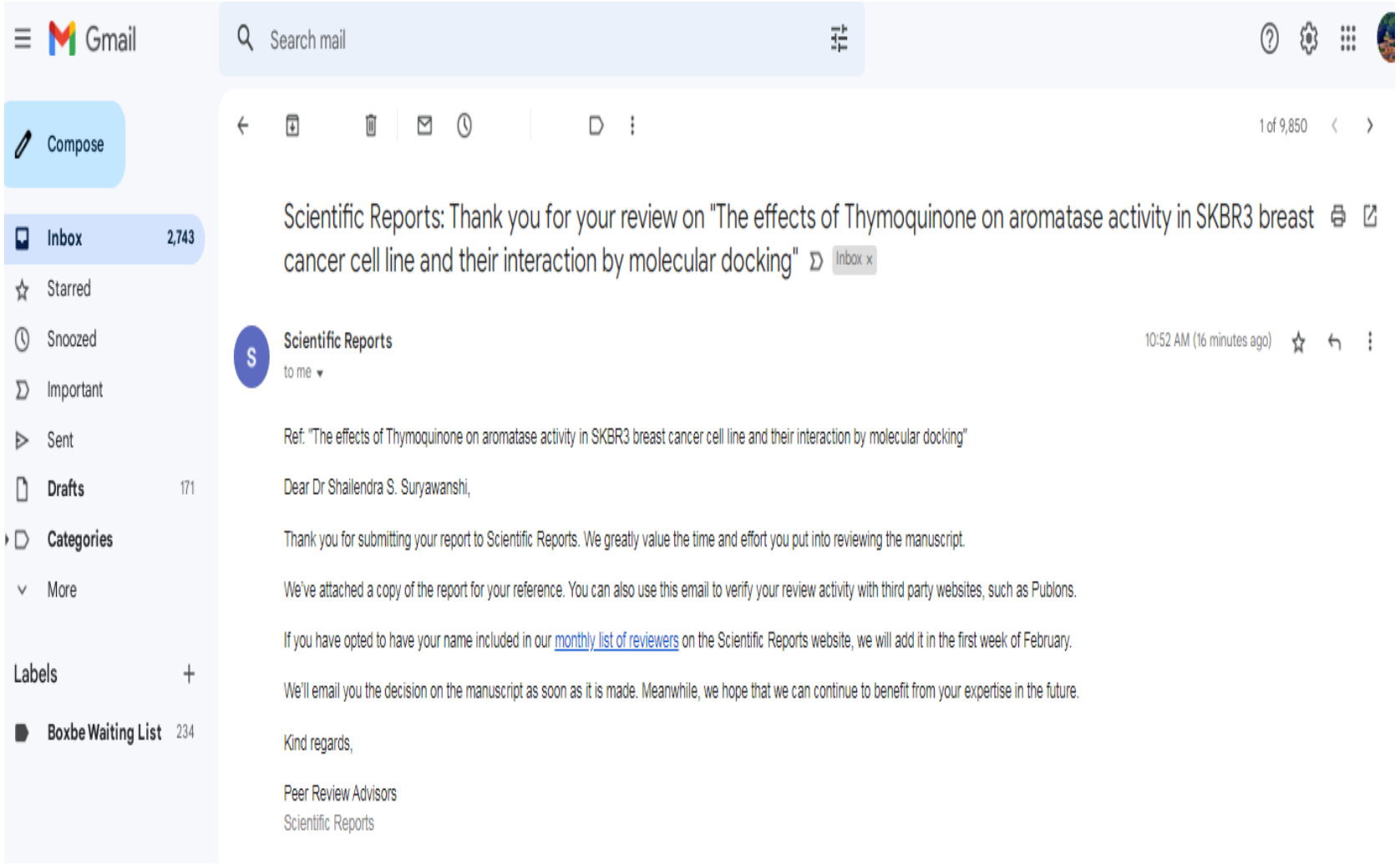

Gmail

Search mail

Compose

Inbox 2,743

Starred

Snoozed

Important

Sent

Drafts 171

Categories

More

Labels

Boxbe Waiting List 234

1 of 9,850

Scientific Reports: Thank you for your review on "The effects of Thymoquinone on aromatase activity in SKBR3 breast cancer cell line and their interaction by molecular docking" Inbox ×

Scientific Reports 10:52 AM (16 minutes ago)

to me

Ref: "The effects of Thymoquinone on aromatase activity in SKBR3 breast cancer cell line and their interaction by molecular docking"

Dear Dr Shailendra S. Suryawanshi,

Thank you for submitting your report to Scientific Reports. We greatly value the time and effort you put into reviewing the manuscript.

We've attached a copy of the report for your reference. You can also use this email to verify your review activity with third party websites, such as Publons.

If you have opted to have your name included in our monthly list of reviewers on the Scientific Reports website, we will add it in the first week of February.

We'll email you the decision on the manuscript as soon as it is made. Meanwhile, we hope that we can continue to benefit from your expertise in the future.

Kind regards,

Peer Review Advisors
Scientific Reports

PONDA EDUCATION SOCIETY

Regn. No.: 34/GOA/84
P. O. Box No. 3,
Farmagudi,
Ponda - Goa
403 401
E-mail:
pondaedusociety@gmail.com

Ravi S. Naik
College of Arts
& Science
Telephone
(0832) 2335171
2335296
E-mail:
pessrsncol@gmail.com

College of
Education
Telephone
(0832) 2335016
2335516
E-mail
princi-pescoe@yahoo.in

Shri. Ravi S.Naik
Higher Secondary
School
Telephone
(0832) 2335304
E-mail
pessrsnhss@yahoo.in

Rajaram & Tarabai
Bandekar
College of Pharmacy
Telephone
(0832) 2335162
E-mail
principalrtbcop@gmail.com

All Correspondence should be addressed to the Secretary

Ref no: PES/PHARM/02/2023/11 Date: 08/02/2023

To,
Dr. Shankar Alegaon,
Professor & Head,
KLE's College of Pharmacy,
Nehru Nagar, Belgavi-590010

Sub: Selection Committee for the Selection of Assistant Professors in Pharmaceutical Chemistry in P.E.S's Rajaram & Tarabai Bandekar College of Pharmacy, Farmagudi, Ponda-Goa.

Sir,

This is in connection to the telephonic conversation had with you. Goa University has informed us that you are nominated as Subject Expert on the selection committee for the selection of Assistant Professors in Pharmaceutical Chemistry in our P.E.S's Rajaram & Tarabai College of Pharmacy, Farmagudi, Ponda-Goa.

The meeting of the selection committee for the selection of Assistant Professors in Pharmaceutical Chemistry in P.E.S's Rajaram & Tarabai College of Pharmacy, Farmagudi, Ponda-Goa will be held on **16th February from 9.30 a.m.** onwards in the premises of P.E.S's Rajaram & Tarabai College of Pharmacy, Farmagudi, Ponda-Goa.

Please make it convenient to attend the meeting and obliged.

Thanking you

Yours Faithfully

(Shri. Ritesh R. Naik)
Secretary

16:05 | 0.2KB/s

DOC-20230217-WA0...



Azadi Ka Amrit Mahotsav

Drug Monitoring Centre
IIMT College of Pharmacy

IIMT
COLLEGE OF PHARMACY
Greater Noida
— Aim For Excellence —

Certificate Of Achievement

This certificate is awarded to.....Shailendra S. Suryavanshi.....from KLE College of Pharmacy..... for securing Second position in animation/video/e-poster presentation in **National Pharmacovigilance Week** organized by Drug Monitoring Centre, IIMT college of Pharmacy, Greater Noida.

Dr. Shaheen Sultana
Co-coordinator

Dr. Pushpendra Jain
Coordinator

Dr. Mallikarjun BP
Director

Scanned with CamScanner

SHREE DEV BHOOMI INSTITUTE OF EDUCATION SCIENCE & TECHNOLOGY, DEHRADUN (UK)

MANAGED BY : MAA GANGEY PRASIDHEY EDUCATION FOUNDATION

P.O.: POUNDHA, VIA-PREM NAGAR, DEHRADUN - 248 007 (U.K.)

Contact us : 7060153223, 7300928999

Visit us at : www.sdbidoon.com, E-mail : sdbidoon@sdbidoon.com

Ref. 32156/SDBIT/2023.

Date : 14/03/23

To,

Dr. Shankar G. Alegaon,
M. Pharm, Ph.D
Professor and Head,
Department of Pharmaceutical Chemistry
KLE University's College of Pharmacy
Belagavi, Karnataka

Subject:- Invitation as Resource Person in One day webinar on "Structural group analysis of an unknown compound: Applications of FTIR & NMR Spectroscopy"

Dear Sir

It gives me an immense pleasure to inform you that, Department of Pharmacy is organizing One Day Webinar on ***"Structural group analysis of an unknown compound: Applications of FTIR & NMR Spectroscopy"*** on 18th March 2023 for UG/PG students, Research scholars, Industrialist & Academicians.

So, I would take this opportunity to invite you to deliver the lecture on this webinar in the morning session at 11:00am- 12:30am on ***"Structural group analysis of an unknown compound: Applications of FTIR & NMR Spectroscopy"***.

Kindly accept our invitation at earliest. Webinar is conducted via Microsoft Teams, the details regarding the webinar link will be shared in due time.

Anticipating a favorable reply from your end.

Thanking You.

(Dr. Shivanand Patil)

Director

CAREER POINT UNIVERSITY

International Conference on Latest Trends & Innovations in Pharmaceutical and Biosciences (ICLTIPB-2023)

18th March 2023

Certificate of Achievement

This is to certify that Dr/ Mr./ Ms

Shailendra S. Suryawanshi

of Kle College of Pharmacy, Belagavi

has been awarded Young Researcher Award

in the **Conference** organized by **Career Point School of Pharmacy, CPU Kota, Rajasthan.**

Prof (Dr) T.R. Sharma Vice Chancellor, CPU, Kota	**Prof (Dr) Gurudatt Kakkar** Pro-Vice Chancellor, CPU, Kota	**Dr. Amit Pandit** (M.Pharm, Ph.D.-IIT), Research, Freie University, Berlin, Germany	**Dr. G.D. Gupta** Director and Principal, ISF College of Pharmacy, Moga, Punjab	**Prof (Dr) M. K. Gupta** Convener & Dean Pharmacy, CPU, Kota


KBP
Teerthankar Education Society's
Dr. Shivajirao Kadam College of Pharmacy
Kasabe Digraj, Sangli (MS) - 416305
In Association With
Karmaveer Charitable Trust, Sangli
Karmaveer Bhaurao Patil Nagari Sahakari Patsanstha Ltd, Sangli
Certificate
of Appreciation
PRERNA UTSAV
This is to certify that Mr./ Ms./ Mrs./Dr. Shailendra S. Suryawanshi
of KLE College of Pharmacy, Belagavi
is being awarded 3rd Prize in "National Level Poster Presentation Competition"
organized on 11th March 2023 at Dr. Shivajirao Kadam College of Pharmacy, Kasabe Digraj, Sangli
Mr. Shailendra Suryawanshi
KLE College of Pharmacy
Third Prize

CERTIFICATE OF MERIT

THIS ACKNOWLEDGES THAT

Pooja Kagawad

HAS WON A PRIZE IN THE NATIONAL LEVEL REVIEW ARTICLE WRITING COMPETITION ORGANIZED BY

ACADEMIC DECIPHER, MUMBAI



FOUNDER & PROPRIETOR,
ACADEMIC DECIPHER,
MUMBAI

MAR 09, 2023

DATE

Association of Pharmacy Professionals, India

CERTIFICATE

OF AWARD

This certificate is awarded to

Shailendra S Suryawamshi

KLE's College of Pharmacy, Belagavi

✓ ✓

for winning '1st/2nd/3rd prize' in 'Oration/Poster' competition during

APP 24th Indo-US International Conference

Theme: Worldwide Trends and Current Challenges in Herbal and Pharmaceutical Technology

organized by APP Karnataka State Branch & APP American International Branch
at Mallige College of Pharmacy, Chikkabanavara, Bangalore, Karnataka
in collaboration with APP Natural Products R & D Division
on 4th day of April 2023, in the commemoration of "World Health Day".

Topic: Establishing green analytical technology for development of conductometric method for quantifying Salbutamol sulphate in pharmaceutical samples: A analytical GREEnness metric calculator approach

APP/IUC-24/2023-CA

DR. SHIVAKUMAR SWAMY
Convener & Principal
Mallige College of Pharmacy
Bangalore, Karnataka

DR. SUNITA DAHIYA
General Secretary APP
University of Puerto Rico
San Juan, Puerto Rico, USA

S/N: 186/MASTD/2023

Two Days National Conference
On
Microbiology: Recent Research, Technology Development and Future Aspects
(April 07-08, 2023)

Organized by

MASTD
MICROBIOLOGICAL ASSOCIATION FOR SCIENCE AND TECHNOLOGY DEVELOPMENT (MASTD), LUCKNOW, U.P. INDIA

GeneSpy
Creating significant value through strategic innovations
GENESPY RESEARCH SERVICES PVT LTD. MYSURU, KARNATAKA, INDIA

Best Presentation Award

This is to certify that Prof./Dr./Mr./Ms. Patil Adarsh., Ronak D'souza., Shailendra S.S. from KLE College of Pharmacy, Belagavi has been awarded the best ✓ poster/oral presentation award, on the title of Development of plant derived anti-bacterial agents from medicinal plants in Two Days National Conference on **"Microbiology: Recent Research, Technology Development and Future Aspects"** held on April 07-08, 2023.

Chief Patron	Organizing Chairman	President	Convener
			Talluri Rameshwari KR

Awalnut IPR

CERTIFICATE

OF EXCELLENCE

Proudly presented to

Bhakti Katageri, Siddhesh S. Bandekar, Shailendra S. Suryawanshi, Meenaxi M. Maste

KLE College of Pharmacy, Belagavi, Karnataka, India.

For their exceptional review article titled
"Now is the Time for Youth to Switch on to Intellectual Property Rights in Pharmaceutical Sciences"
in recognition of their outstanding achievement in positioning among the top 3 in the Intellectual Property Review Article Competition 2023
held by Awalnut Consultants



MANISHA JADHAV

IP Head Awalnut IPR



02.06.2023

Date

Nikhil Gawas <nikhilgawas@klepharm.edu>

Invitation to join Editorial Board Member Team -HBRP PUBLICATION

HBRP NURSING <nursing@hbrppublication.com> Wed, Jul 5, 2023 at 12:26 PM
To: nikhilgawas@klepharm.edu

Dear Sir/Mam,
Greetings from HBRP PUBLICATION...!!!

We make a special request to you, looking to your specific/ allied subject interests/ profile:

1. On behalf of our Publication Management Team, we formally invite you as an editorial board member of **three of the following journals** based on your interest:

Journals of Nursing & Pharmacy (BI-Annual Publication)

Journal of Obstetric, Gynaecological and Birth Nursing	Research and Reviews in Intensive and Critical Care Nursing
Journal of Trauma, Orthopaedic and Urological Nursing	Research and Reviews: Journal of Wound, Ostomy and Continence Nursing
Journal of Cardiovascular, Cardiopulmonary Rehabilitation Nursing	Research and Reviews: Journal of Forensic Nursing
Journal of Surgical Nursing and Post Operative Nursing Care	Journal of Advances in Drug Discovery and Development
Journal of Applied Nursing Research and Education	Journal of Advances in Clinical Pharmacology
Research and Reviews: Neonatal and Pediatric Nursing	Journal of Advances in Experimental Therapeutics and Neurotherapeutics
Journal of Mental health, Psychiatric and Psychosocial Nursing	

2. The Journal is an online publication powered by a very robust and exhaustive Journal management system, which automates the entire process of publication. We believe that your timely participation will certainly be of immense support/ guidance to us.

3. We suggest you kindly browse through our website www.hbrppublication.com to know about the activities/ areas of our work in general. We are sure you will be happy to see the representation of subjects and areas from much-diversified fields and catering to the esteemed audience all over the globe.

4. Let me bring to your kind attention the role and responsibilities of the members of the editorial board- The primary responsibility of editorial board members is- to review/ screen the manuscripts (articles) and opine on their suitability for publication in the Journal.

5. We will provide you with your **User ID and Password** for accessing the system (as editor) to go through the manuscripts, reviewing them and offering your valuable comments, soon after the receipt of your formal acceptance (by responding to this invitation mail) to join as an editor.

6. We shall also be grateful to you if you could contribute review article (s). We prefer, review articles commissioned by us i.e. to include the contributions arising from the editorial board/ publication management

team- members of the Journal.

7. You are also requested to provide us with the **latest version of your CV,** at your convenience and a formal acceptance email regarding accepting the editorial board membership of the journal.

Looking forward to hearing from you

Please feel free to revert for any query or suggestion.

--

Thanks & Regards,

Aarti Kashyap

Associate Editor (Publication Unit),

HBRP Publication Pvt. Ltd.

Website: www.hbrppublication.com

Tel: +91-0120–4584629

Mob No.: 8750598874

Invitation to join Editorial Board

/mail/u/1/#search/HBRP+PUBLICATION/FMfcgzGtwMXqMLzJlhTWJJqtqSwdPgKj

HBRP PUBLICATION

Away

2 of 3

Invitation to join Editorial Board Member Team -HBRP PUBLICATION

External Inbox ×

HBRP NURSING <nursing@hbrppublication.com> Mon, Jul 24, 10:48 AM

to me

Dear Sir/Mam,
Greetings from HBRP PUBLICATION...!!!

We make a special request to you, looking to your specific/ allied subject interests/ profile:

1. On behalf of our Publication Management Team, we formally invite you as an editorial board member of **three of the following journals** based on your interest:

Journals of Nursing & Pharmacy (BI-Annual Publication)

Journal of Obstetric, Gynaecological and Birth Nursing	Journal of Advances in Clinical Pharmacology
Journal of Trauma, Orthopaedic and Urological Nursing	Journal of Advances in Experimental Therapeutics and Neurotherapeutics
Journal of Cardiovascular, Cardiopulmonary Rehabilitation Nursing	Journal of Advances in Ayurveda, Yoga, Homeopathy and Naturopathy
Journal of Surgical Nursing and Post Operative Nursing Care	
Research and Reviews: Neonatal and Pediatric Nursing	

MANIPAL COLLEGE
OF PHARMACEUTICAL SCIENCES
MANIPAL
(A constituent unit of MAHE, Manipal)

MANIPAL PHARMACEUTICS CONFERENCE (MPCON)- 2023

Certificate of Appreciation

This is to certify that NISHA SHIRKOLI presented a poster entitled "Chemometrics Assisted Optimization and Standardization of RP-HPLC method for Quality Assessment of Erythromycin and Adapalene in Cubosomal Dispersion: Analytical Quality by Design Avenue" and has been selected for the **BEST POSTER AWARD** in the **Manipal Pharmaceutics Conference (MPCON) 2023** organized by Department of Pharmaceutics, Department of Pharmaceutical Quality Assurance, Department of Pharmaceutical Regulatory Affairs and Management, Manipal College of Pharmaceutical Sciences, MAHE, Manipal from September 28-30, 2023

Dr. Srinivas Mutalik
Organizing Secretary
Professor & Head, Dept. of Pharmaceutics
MCOPS, MAHE

Dr. C Mallikarjuna Rao
Convener
Professor & Principal
MCOPS, MAHE

3:23 Vo) LTE+ LTE1 Vo) R LTE2 75%

scientific reports

Your article is in the Top 100 Cell and Molecular Biology *Scientific Reports* papers published in 2022



It is our great pleasure to inform you that your research article Identification of candidate biomarkers and pathways associated with type 1 diabetes mellitus using bioinformatics analysis received 2764 article downloads in 2022, placing it as **one of the top 100 downloaded Cell and Molecular Biology papers for *Scientific Reports* in 2022.***

Scientific Reports published **more than 1175 Cell and Molecular Biology papers in 2022**, and so a position in the top 100 most downloaded articles is an extraordinary achievement — your science is of real value to the research community. You can access all the most downloaded articles within this category by visiting the collection page below:

Top 100 in Cell and Molecular Biology

What next?

- The *Scientific Reports* team will be promoting your article in the coming weeks via the journal's social media channels.
- Spread the word of your achievement by adding this graphic in your email signature, presentations, or social media. Please share this good news with your corresponding authors, too.

We thank you for your contribution to *Scientific Reports*.

Publish with us again

Are you preparing your next manuscript? See what's new at *Scientific Reports* by browsing our Submission Guidelines, Editorial Process, Calls for Papers, and more.

Yours sincerely,
Rafal

Dr Rafal Marszalek

Chief Editor, *Scientific Reports*

SOCIETY OF PHARMACOGNOSY

(Formerly Known as Indian Society of Pharmacognosy)

&

Shri Gajanan Maharaj Shikshan Prasarak Mandal's

SHARADCHANDRA PAWAR COLLEGE OF PHARMACY

At- Dumbarwadi, Post - Khamundi, Maharashtra, India-410504. Website: www.spcop.in

Organizes

26th National Convention of Society of Pharmacognosy & International Conference on NEW VISTAS OF HERBAL AND NATURAL PRODUCTS: INDIAN CONTEXT

2nd & 3rd April 2023

CERTIFICATE

This is to certify that Ms./Mr. Dr. Satish A. Kavatagimath *has participated in the above Convention held at SGMSPM's Sharadchandra Pawar College of Pharmacy, Dumbarwadi, Otur, Pune, Maharashtra, india as*

☐ Delegate ☑ Chairperson ☐ Resource Person ☐ Oral Presenter ☐ Poster Presenter ☐ Member LOC

ISP 2023

Dr. Navin Sheth
Vice Chancellor GTU
President Society of Pharmacognocy

Dr. Umesh Patil
General Secretary, ISP
Society of Pharmacognocy

Dr. Machindra Chavan
LOC, Organizing Secretary
26th ISP

Dr. Ganesh Dama
LOC, Chairman
26th ISP

SOCIETY OF PHARMACOGNOSY

(Formerly Known as Indian Society of Pharmacognosy)

&

Shri Gajanan Maharaj Shikshan Prasarak Mandal's

SHARADCHANDRA PAWAR COLLEGE OF PHARMACY

At- Dumbarwadi, Post - Khamundi, Maharashtra, India-410504. Website: www.spcop...

Organizes

26th National Convention of Society of Pharmacognosy &
International Conference on NEW VISTAS OF HERBAL AND NATURAL PRODUCTS: INDIAN CONTEXT

2nd & 3rd April 2023

CERTIFICATE

This is to certify that Ms./Mr. Dr. Pramod H. J. *has*

participated in the above Convention held at SGMSPM's Sharadchandra Pawar College of Pharmacy, Dumbarwadi, Otur, Pune, Maharashtra, India as

☐ Delegate ☑ Chairperson ☐ Resource Person ☐ Oral Presenter ☐ Poster Presenter ☐ Member LOC

ISP 2023

Dr. Navin Sheth
Vice Chancellor GTU
President Society of Pharmacognosy

Dr. Umesh Patil
General Secretary, ISP
Society of Pharmacognosy

Dr. Machindra Chavan
LOC, Organizing Secretary
26th ISP

Dr. Ganesh Dama
LOC, Chairman
26th ISP

SOCIETY OF PHARMACOGNOSY

(Formerly Known as Indian Society of Pharmacognosy)

&

Shri Gajanan Maharaj Shikshan Prasarak Mandal's

SHARADCHANDRA PAWAR COLLEGE OF PHARMACY

At- Dumbarwadi, Post - Khamundi, Maharashtra, India-410504. Website: www.spcop.in

Organizes

26th National Convention of Society of Pharmacognosy & International Conference on NEW VISTAS OF HERBAL AND NATURAL PRODUCTS: INDIAN CONTEXT

2nd & 3rd April 2023

CERTIFICATE

This is to certify that Ms./Mr. Dr. Sunil S. Jalalpure *has participated in the above Convention held at SGMSPM's Sharadchandra Pawar College of Pharmacy, Dumbarwadi, Otur, Pune, Maharashtra, india as*

☐ **Delegate** ☑ **Chairperson** ☐ **Resource Person** ☐ **Oral Presenter** ☐ **Poster Presenter** ☐ **Member LOC**

Sharadchandra Pawar College of Pharmacy ISP 2023 Otur, Tal. Junnar, Dist. Pune

Dr. Navin Sheth
Vice Chancellor GTU
President Society of Pharmacognocy

Dr. Umesh Patil
General Secretary, ISP
Society of Pharmacognocy

Dr. Machindra Chavan
LOC, Organizing Secretary
26th ISP

Dr. Ganesh Dama
LOC, Chairman
26th ISP

SOCIETY OF PHARMACOGNOSY

(Formerly Known as Indian Society of Pharmacognosy)

&

Shri Gajanan Maharaj Shikshan Prasarak Mandal's

SHARADCHANDRA PAWAR COLLEGE OF PHARMACY

At- Dumbarwadi, Post - Khamundi, Maharashtra, India-410504. Website: www.spcop.in

Organizes

26th National Convention of Society of Pharmacognosy & International Conference on NEW VISTAS OF HERBAL AND NATURAL PRODUCTS: INDIAN CONTEXT

2nd & 3rd April 2023

CERTIFICATE

This is to certify that Ms./Mr. Sneha Patil

is the Winner / Runner of the Poster/ Oral presentation in above convention .

ISP 2023

Dr. Navin Sheth
Vice Chancellor GTU
President Society of Pharmacognocy

Dr. Umesh Patil
General Secretary, ISP
Society of Pharmacognocy

Dr. Machindra Chavan
LOC, Organizing Secretary
26th ISP

Dr. Ganesh Dama
LOC, Chairman
26th ISP

Scanned with CamScanner

IMPORTANT: ELEVATE 2022-23 - STAGE 2 Multi-city pitching on 24 May 2023 @ Belagavi

External

Inbox

K

Karnataka Startupcell

Sat, May 20, 4:48 PM (2 days ago)

Dear Sir / Madam,

Greetings from the Department of Electronics, IT & Bt, Government of Karnataka.

At the outset, we thank you for accepting our invitation to be our esteemed jury for evaluating ELEVATE Unnati and Amrita Startups 2022-23 shortlisted startups for Stage-2 round of evaluations on 22 May 2023 at K-tech Innovation Hub, CIF, Mangaluru.
The panelist details are as below:

Date	Location	Panel #	Name	Designation	Organization	Mobile No
24-May-23	Belagavi	6 BT	Dr.Nithyananda Sastry	Associate Professor	KLE College of Pharmacy, Belagavi	9342250794

Please find below the details of the SPOCs for your reference.

Dr. Rinku, Sr. Consultant, BFC, KITS
OBSERVER In-charge of Biotechnology panel
(M) +91 98106 19928
(E) consultantsvp-ktech@ka.gov.in

Ms. Mahalakshmi
Support Staff
(M) +91 8904755185
(E) associate6.startupcell@gmail.com

Mr. Jaikrishna Ramesh
Manager - Marketing and In-charge of ELEVATE Stage-2 MCP
(M) 9900415455
(E) mgrmarketing.startupkar@gmail.com

Looking forward for your presence and continued support.

Warm Regards,
Team- Startup Karnataka
K-Tech, Karnataka Innovation & Technology Society,
Department of Electronics, IT, Bt and S&T
Government of Karnataka
URL: **www.startup.karnataka.gov.in**

INVITATION : Jury for ELEVATE UNNATI & AMRITA Startups (OBC) 2022 - Stage-2 (Multi-city pitching) on Wednesday, 24th May'2023

External

Inbox

K **Karnataka Startupcell <startupcell@karnataka.gov.in>** Thu, May 4, 8:52 PM

Dear Esteemed Jury Member,

Greetings from Karnataka Startup Cell, Dept. of Electronics, IT & Bt, Government of Karnataka. It gives us immense pleasure in inviting you as our esteemed jury for ELEVATE Unnati & Amrita Startups (OBC) 2022 – Stage-2 (Multi-city pitching) under Idea2PoC Grant-in-Aid scheme for Startups as per Karnataka Startup Policy on **Wednesday, 24th May'2023 @ KLE Dr. M.S. Sheshgiri College of Engineering and Technology, Belagavi.**

Dept. of Electronics, IT & Bt, Government of Karnataka launched ELEVATE Unnati & AMRITA Startups (OBC) 2022 on 4th November 2022. The Dept. received applications across various sectors as on 15th January 2023.So far, we have completed Stage-1 screening of applications for Data Sufficiency & Eligibility as per the Karnataka Startup Policy 2022-27.

Stage-2 (Multi-city round) is an in-person pitching by startups to 3-member jury panel commencing from 22nd May 2023. The pitching by startups will be restricted to 14 minutes in which 08 minutes will be allocated for presentation and 06 minutes for Q&A. There will be 1 observer who will be moderating the pitch decks and keeping the time to alert the presenter.

The shortlisted startups will progress to Stage-3 Grand Finale which will be held in Bengaluru.

Please find below the details of Stage-2 (Multi-city pitching)

Date: Wednesday, 24th May, 2023 **Reporting Time**: 09:30 AM
Sector: Biotechnology and Agriculture
Venue: Angol Main Rd, KLEMSSCET, kalameshwar Housing Colony, Udyambag, Belagavi, Karnataka 590008 **Google Map link**: https://goo.gl/maps/XpWkJdGrsAQLRciE9

For any information or clarification, you may please contact, Mr. Jaikrishna Ramesh, Manager-Marketing, Startup Cell (M) 99004 15455 (E) mgrmarketing.startupkar@gmail.com

We thank you for the support extended as our Esteemed Jury Member for evaluating ELEVATE startups.

Warm Regards,
Team- Startup Karnataka
K-Tech, Karnataka Innovation & Technology Society,
Department of Electronics, IT, Bt and S&T
Government of Karnataka
URL: **www.startup.karnataka.gov.in**

NPTEL

FREE ONLINE EDUCATION swayam

DOMAIN CERTIFICATE

This is to certify that



NITHYANANDA SASTRY DARBHA

has successfully completed all the requirements for SWAYAM-NPTEL Domain Certification in

Patents and Intellectual Property Rights

(Management)

The courses were completed in the period April 2023

Devendra Jalihal

Prof. Devendra Jalihal
Chairman
Centre for Continuing Education, IITM

Prof. Andrew Thangaraj
NPTEL Coordinator
IIT Madras

Roll No: NPTELDS23200000222

To validate and check scores:
https://nptel.ac.in/



NPTEL DISCIPLINE STAR

CERTIFICATE OF APPRECIATION

TO

NITHYANANDA SASTRY DARBHA

Management

for being recognized as NPTEL DISCIPLINE STAR

JAN-APR 2023

Devendra Jalihal

Prof. Devendra Jalihal
Chairman
Centre for Continuing Education, IITM

Prof. Andrew Thangaraj
NPTEL Coordinator
IIT Madras

NPTEL DISCIPLINE STAR
Candidate has to be certified in courses of same discipline, completed more than 50 weeks of learning, final score in each subject>=55

NPTEL

FREE ONLINE EDUCATION swayam शिक्षित भारत, उन्नत भारत



NPTEL DISCIPLINE STAR

CERTIFICATE OF APPRECIATION

TO

NITHYANANDA SASTRY DARBHA

Humanities and Social Sciences

for being recognized as NPTEL DISCIPLINE STAR

JAN-APR 2023

Devendra Jalihal

Prof. Devendra Jalihal
Chairman
Centre for Continuing Education, IITM

Prof. Andrew Thangaraj
NPTEL Coordinator
IIT Madras

NPTEL DISCIPLINE STAR
Candidate has to be certified in courses of same discipline, completed more than 50 weeks of learning, final score in each subject>=55

NPTEL

FREE ONLINE EDUCATION swayam शिक्षित भारत, उन्नत भारत



NPTEL BELIEVER

CERTIFICATE OF APPRECIATION

TO

NITHYANANDA SASTRY DARBHA

for being recognized as NPTEL BELIEVER

JAN-APR 2023

Devendra Jalihal

Prof. Devendra Jalihal
Chairman
Centre for Continuing Education, IITM

Prof. Andrew Thangaraj
NPTEL Coordinator
IIT Madras

NPTEL BELIEVER
Candidate has to be present in 4/5/6 exams, passing atleast 4 of these exams

NPTEL

FREE ONLINE EDUCATION swayam शिक्षित भारत, उन्नत भारत

Shree Sahkar Education Trust's
Shree Dhanvantary Pharmacy College
Accredited by NAAC & NBA (B.Pharm), Approved by AICTE, PCI & Affiliated to GTU
Dhanvantary Campus, Near KIM Railway Station, Kudsad, Dist. Surat - 394 110, Gujarat, INDIA.
Phone : +91 9924204829, +91 9099063154, Email : info@sdpc.co.in, Website : sdpc.co.in

Ref.No.SET/27805/23

Date: 11/07/2023

To,
Dr. Sunil S. Jalalpure
Principal & Professor,
Department of Pharmacognosy,
College of Pharmacy, K.L.E. University,
Nehru Nagar, Belgaum,
Karnataka, 590010

Sub: Invitation letter to join as a member in Academic Council at Shree Dhanvantary Pharmacy College.

Respected Sir,

Namaste, we are very delighted to invite you as a member of academic council at Shree Dhanvantary Pharmacy College considering your vast experience and exceptional expertise in academia. The academic council serves as vital body to make academic policy and curriculum development ensuring academic excellence across all departments.

Shree Dhanvantary group of educational institutes are established in 2005 managed by Shree Sahkar Education Trust offers B. Pharm, M. Pharm, Pharm D., Pharm D-PB, DE, BE and Ph. D programs approved by AICTE, PCI and affiliated to Gujarat Technological University and already accredited by NBA and NAAC.

Shree Dhanvantary Pharmacy College recently got conferment of autonomous status from UGC and notification of endorsement from GTU. We take great pride in being the first Pharmacy College in Gujarat to be granted autonomous status by the UGC. The prestigious recognition further validates our commitment to excellence in education.

We request you to accept our invitation and serve as a member of academic council to contribute your valuable expertise to make the institute outstanding.

Thanking You.

Dr. M.N NOOLVI
Principal

Principal
Shree Dhanvantary Pharmacy College
Kim, Dist SURAT

SHREE DHANVANTARY PHARMACY COLLEGE

Approved by PCI, New Delhi
Recognized by Govt. of Maharashtra
Affiliated to Shivaji University, Kolhapur (SUK)

Shree Warana Vibhag Shikshan Mandal's
TATYASAHEB KORE COLLEGE OF PHARMACY
Warananagar, Tal: Panhala, Dist: Kolhapur, 416 113 (M.S.)
Phone: (02328) 223501, Website: www.tkcpwarana.ac.in,
Email: tkcp.pc@unishivaji.ac.in

NIRF RankBand: 2017 & 2018 – 51 to 75; 2021 – 75 to 100

Dr. John Disouza
Principal

Hon. Dr. Vinayji V. Kore (Saavkar)
President

Ref.: TKCP/168/2023-24

Date: 29/09/2023

To

Prof. Dr. (Mrs.) Kalpana Patil,

Professor,

KLE College of Pharmacy, Belagavi

Subject: Letter of appreciation & thanking…

Respected Madam,

At the outset we, the stakeholders of SWVSM's Tatyasaheb Kore College of Pharmacy wish to convey our heartfelt thanks to you for being with us as an expert for MOCK Inspection held on 25th September 2023 to assess the readiness for an actual NAAC inspection.

The interactions of our team with you were truly fruitful and would surely help us to improvise in presenting data and documents during PTV. We appreciate and thank you for your professional commitment to quality improvisation of higher education.

Thanking you once again.

Sincerely Yours,

TATYASAHEB KORE COLLEGE OF PHARMACY * WARANANAGAR *

(Dr. John I. Disouza)
PRINCIPAL
Shree Warana Vibhag Shikshan Mandal's
TATYASAHEB KORE
COLLEGE OF PHARMACY
Warananagar, Tal.: Panhala, Dist.: Kolhapur.
Maharashtra, India - 416113.

BEST PRESENTATION AWARD

Awarded to

Mr/Ms/Mrs/Dr/Prof. Anushree Deshpande

for the **oral/poster** presentation entitled Impact of pharmacist Intervention patients, Knowledge of oral Anticoagulation therapy.

at the International Conference on **Pharmacovigilance, Pharmaceutical Care and Biomedical Research,** Organized by **Sarada Vilas College of Pharmacy, Mysuru** in association with **Association of Community Pharmacists of India (ACPI)**, South India Branch, held on 24th and 25th January 2023.

Dr. Ananth Nayak Nagappa	Dr. Hanumanthachar Joshi	Dr. Charan C . S	Dr. Jinesh Nagavi
President ACPI	Convenor	Oranizing Secretary	Jt.Oranizing Secretary

BVVS

IPCON 2023

INTERNATIONAL PHARMACOLOGY CONFERENCE

Organized by

Hanagal Shri Kumareshwar College of Pharmacy, Bagalkote

In Collaboration with

S. Nijalingappa Medical College,
HSK Hospital and Research Center, Bagalkote

In association with

Indian Pharmacological Society

THEME

New Modalities Of Challenges In Drug Discovery & Therapeutics : Novel Approaches For Global Health Care

Chairperson

DR. N A KHATIB

International Pharmacology Conference
24th to 26th Aug 2023 (HSKIPCON-2023)

Dr. Shivaprakash Rathnam	Dr. B. Kalakumar	Dr. Chandrashekar V M	Dr. Y. Srinivas
President, IPS	General Secretary, IPS	Organizing Secretary	Organizing Chairman

RR CHEMCOL-2023

CERTIFICATE OF APPRECIATION

This certificate is given to Dr/Mr/Mrs/Ms Abhinandhan

For winning 1st / 2nd / 3rd prize in 'Oral / Poster' competition during

The National Conference on "**DRUG DESIGN AND EVALUATION: CURRENT SCENARIO**"

In Association With Karnataka State Pharmacy Council, Karnataka.

Conducted on **30th September, 2023**

Convenor & Principal
Dr. Narayana Swamy V.B

Secretary
Shri Kiran H R
PKMET

CERTIFICATE
OF REVIEWING



Quality Assurance and Safety of Crops & Foods

This certificate is awarded to

Dr. Prakash R. Biradar

In recognition of the review made for the journal in 2023

CODON PUBLICATIONS

Quality Assurance and Safety of Crops & Foods

www.qascf.com
Admin@codonpublications.Com

BLDEA's SSM COLLEGE OF PHARMACY AND RESEARCH CENTRE, VIJAYAPUR

Accredited A++ by NAAC

This Certificate of Appreciation has been Granted to

~~Mr/Miss/Mrs~~/Dr. Nayeem. A. khatib of KLEUs College of Pharmacy, Belagavi for Participating as a Chairperson of ~~a~~ Session / Evaluator of an E- poster in One Day National Seminar Sponsored by NAAC, Bengaluru on **"Artificial Intelligence (AI) and Machine Learning (ML) an Application Prospective in Health Care and Education Sectors"** Organised by IQAC, BLDEA's SSM College of Pharmacy and Research Centre, Vijayapur-586103. Karnataka held on 11th October 2023

Convenor	Organising Secretary	Coordinator
Dr C. Mallikarjuna Setty	Dr. B.S. Hunasagi	Dr. S.M. Biradar



Miss. Manjula G <manjulag@klepharm.edu>

Decision for HSR-2023-06-0834.R1 - Health Science Reports [email ref: DL-RW-2-b]

1 message

Qian Chen <onbehalfof@manuscriptcentral.com> Thu, Jan 4, 2024 at 1:50 AM
Reply-To: qchen@wiley.com
To: healthsciencereports@wiley.com

04-Jan-2024

Dear Reviewer,

Thank you for taking the time and making the effort to review the paper entitled "Polypill versus drug monotherapy in the prevention of cardiovascular diseases in Iran: An economic evaluation study" for Health Science Reports. A decision of 'Minor Revision' has been rendered for the manuscript.

At the time a decision is made, as a courtesy, we like to share with you the comments of all reviewers that worked on this paper. Below you will see your own comments on this work, as well as the comments of others who participated in the review process.

Your participation in the peer-review process is critical to the journal's success and directly impacts the quality of the journal we publish. We appreciate your assistance with the evaluation of the manuscript and hope that we may contact you for assistance with future submissions falling within your areas of interest and expertise.

Sincerely,

Dr. Qian Chen
Editor-in-Chief, Health Science Reports
qchen@wiley.com, qchen@wiley.com

Gmail

Manjula G <g.manjula273@gmail.com>

Reminder: get recognition on the Web of Science for your review of The Abuse and Misuse of Over-the-Counter Medicines During COVID-19

2 messages

SAGE Publishing <noreply@webofscience.com> Mon, Jan 23, 2023 at 10:11 PM
Reply-To: Web of Science researcher profiles <noreply@webofscience.com>
To: g.manjula273@gmail.com



Dear Manjula Gudhoor,

Thank you again for recently reviewing "The Abuse and Misuse of Over-the-Counter Medicines During COVID-19" for *Hospital Pharmacy*. You indicated that you would like to receive recognition for your review on the Web of Science, but it appears you are yet to claim your review. You can do so here:

Add your review to your Web of Science researcher profile

Web of Science researcher profiles are a free service enabling you to track, verify and showcase your review contributions. Your reviewer anonymity is protected by default.

Please contact us, read our FAQs or check the Web of Science researcher profiles information page if you have any questions.

This email has been sent from the Web of Science, in partnership with SAGE Publishing. You are receiving this email because you opted in to receive recognition on your Web of Science researcher profile for a review you did for a SAGE Publishing journal.
If you do not wish to receive further emails from Web of Science researcher profiles, you can unsubscribe here. If you wish to unsubscribe from receiving further emails from SAGE Publishing, please click here. If you need help, please check our FAQ portal. (Our mailing address is 1500 Spring Garden St. Philadelphia, PA 19130, US)

Copyright © 2023 Publons or related companies. All rights reserved.



MALLA REDDY INSTITUTE OF PHARMACEUTICAL SCIENCES

Maisammaguda, Dhulapally, Post: Via Kompally, Secunderabad - 500100

INTERNATIONAL CONFERENCE

On

Current Trends in Pharmaceutical Sciences

Theme: Pharmacist's Role in Rare Diseases

Award Certificate

This is to certify that Dr./Mr./Mrs./Ms. SUSHMITA. I. HIREMATH.
has won 1st/ ~~2nd~~ prize for the oral / ~~poster~~ presentation entitled AUC & ZOS Methods for the estim of Chrysin in Bulk & Dosage form : Develop ment and validation. in the International Conference On Current Trends i Pharmaceutical Sciences (ICCTPS – 2023) on 15th & 16th Feb 2023 at MRIPS.

Dr. B. Rajkamal
Convenor

Dr. Krishna Mohan Chinnala
President, APTI, TS.

Scanned with CamScanner

MALLA REDDY INSTITUTE OF PHARMACEUTICAL SCIENCES

Maisammaguda, Dhulapally, Post: Via Kompally, Secunderabad - 500100

INTERNATIONAL CONFERENCE

On

Current Trends in Pharmaceutical Sciences

Theme: Pharmacist's Role in Rare Diseases

Award Certificate

This is to certify that Dr./Mr./Mrs./Ms. POOJA. KOGANOLE,
has won 1st/ ~~2nd~~ prize for the oral / ~~poster~~ presentation entitled Synthesis And Antitubercular Activity of Coumarinyl Thiazolidinone Derivative in the International Conference On Current Trends in Pharmaceutical Sciences (ICCTPS – 2023) on 15th & 16th Feb 2023 at MRIPS.

Dr. B. Rajkamal
Convenor

Dr. Krishna Mohan Chinnala
President, APTI, TS.

Scanned with OKEN Scanner

Scanned with OKEN Scanner

SRM MODINAGAR COLLEGE OF PHARMACY

SRMIST, DELHI-NCR CAMPUS, MODINAGAR, GHAZIABAD, U.P., INDIA

National Conference
on
Development of Entrepreneurial Attitude in Pharmacy Students

Best Presentation

This is to certify that Dr. Pradeep Kumar M.R. from KLE College of Pharmacy has Secured 1st Position in Oral Presentation in Two Days National Conference Organized by SRM Modinagar College of Pharmacy (Sponsored by Shastri Conference and Lecture Series Grant) from 27th to 28th February, 2023.

Dr. Jayendra Kumar
Principal

Dr. D. K. Sharma
Dean

Dr. S. Viswanathan
Director

Certificate

OF PRESENTATION

APR
ASSOCIATION OF
PHARMACEUTICAL RESEARCH

2ND INTERNATIONAL CONFERENCE ON
CURRENT ADVANCES IN PHARMACEUTICAL INDUSTRY AND DEVELOPMENT

16th & 17th March 2023 | JNTUH, Hyderabad, India

This is to certify that Mr/Ms/Mrs/Dr. Prabhu Shreya Ajay of KLE college of Pharmacy, Hubli presented his/her worthy **Oral Presentation** titled. Preparation and characterization of different polymorph and formulation of Immediate release tablet of Mefloquine Hydrochloride in the 2nd International Conference on "Current Advances in Pharmaceutical Industry and Development" Organized by Centre for Pharmaceutical Sciences, UCEST, Jawaharlal Nehru Technological University Hyderabad (JNTUH), India & Association of Pharmaceutical Research (APR) held on 16th & 17th March 2023.

Dr. A. Jaya Laxmi
Principal
JNTUH UCEST
Hyderabad, India

Dr. M. Sunitha Reddy
Head of the Department
Centre for Pharmaceutical Sciences,
JNTUH UCEST, Hyderabad, India

Association of Pharmaceutical Research APR

Mr. Rudra Bhanu Satpathy
Founder & CEO
Association of Pharmaceutical
Research (APR), India

Certificate

OF BEST ORAL PRESENTATION

ASSOCIATION OF PHARMACEUTICAL RESEARCH

2ND INTERNATIONAL CONFERENCE ON CURRENT ADVANCES IN PHARMACEUTICAL INDUSTRY AND DEVELOPMENT

16th & 17th March 2023 | JNTUH, Hyderabad, India

This is to certify that Mr/Ms/Mrs/Dr. Prabhu Shreya Ajay has presented his/her paper titled. Preparation and characterisation of different polymorph and formulation of Immediate release tablet of Mefloquine hydrochloride which has been awarded as **Best Oral Presentation** in the 2nd International Conference on "Current Advances in Pharmaceutical Industry and Development" Organized by Centre for Pharmaceutical Sciences, UCEST, Jawaharlal Nehru Technological University Hyderabad (JNTUH), India & Association of Pharmaceutical Research (APR) held on 16th & 17th March 2023.

A. Jaya Laxmi

Dr. A. Jaya Laxmi
Principal
JNTUH UCEST
Hyderabad, India

Dr. M. Sunitha Reddy
Head of the Department
Centre for Pharmaceutical Sciences,
JNTUH UCEST, Hyderabad, India

Association of Pharmaceutical Research APR

Mr. Rudra Bhanu Satpathy
Founder & CEO
Association of Pharmaceutical
Research (APR), India

C.No./RAPBASSD/02/01/2023

Pharma Medical Sciences Development Society (PMSDS) Majhra Ghat, Rampur, U.P. India

(www.pmsds.org)

Certificate

The Executive Committee of the society confers it

Young Scientist Award in Chemistry

To

Dr. Pradeep Kumar M.R.

Assistant Professor

Assistant Professor, KLE College of Pharmacy, (A Constituent Unit of KLE Academy of Higher Education and Research, [KLE University] Belagavi, Deemed To Be University), Vidyanagar, Hubli

For outstanding contribution in the field of

(Pharmacy)

On the occasion of 2nd International Conference

On

"Recent Advances in Pharmaceutical, Biologicaland Applied Sciences for Sustainable Development (RAPBASSD-2023)"

May 28-30, 2023

Organized by

Pharma Medical Sciences Development Society (PMSDS) Majhra Ghat, Rampur, U.P. India

School of Pharmacy, Sanskriti University Chhata, Mathura, Uttar Pradesh, India

Via Virtual Mode (Google Meet Video Conferencing App)

Prof. Vishal M. Balaramnavar
Organizing Chairman

Dr. Chhatarpal Singh
Organizing Secretary

C.No./RAPBASSD/02/66/2023

2nd International Conference
On
Recent Advances in Pharmaceutical, Biological and Applied Sciences for Sustainable Development (RAPBASSD-2023)
(May 28-30, 2023)

Organized by

School of Pharmacy, Sanskriti University
Chhata, Mathura, Uttar Pradesh
India

Pharma Medical Sciences Development Society
(PMSDS), Majhara Ghat
Rampur, U.P. India

Certificate for Session Award

This is to certify that ~~Mr./Ms.~~/Dr./~~Prof.~~ PradeepKumar M.R.

From KLE College of Pharmacy, Hubli has been presented a paper (Oral/Poster)

Entitled New Benzoxazole Based Thiazolidinone Scaffolds as Potent Antitubercular Agents: Synthesis and In-vitro evaluation along with In silica study

in the 2nd International Conference on Recent Advances in Pharmaceutical, Biological and Applied Sciences for Sustainable Development (RAPBASSD-2023) held on May 28-30, 2023, via virtual mode (Google Meet Video Conferencing App). The presentation has been adjudged for First Prize/Second Prize/Third Prize

Prof. Vishal M. Balaramnavar
Organizing Chairman

Dr. Chhatarpal Singh
Organizing Secretary

KLE ACADEMY OF HIGHER EDUCATION & RESEARCH, BELAGAVI
(Formerly known as KLE University)
KLE College of Pharmacy
(Re-Accredited by NAAC, NBA, Approved by -AICTE, PCI New Delhi)
[Declared as Deemed-to-be-University under section 3 of the UGC Act, 1956 vide Government of India Notification No. F.9-19/2000-U.3(A)]
P.B.No. 1062, 2nd Block, Rajajinagar, Bengaluru - 560 010, Karnataka, India.
☎ 080-23325611 FAX No.: 080-23425373 Web: http Email: princpharmblr@kledeemeduniversity.edu.in

2.4.5 Number of fulltime teachers who received awards and recognitions, for excellence in teaching, student mentoring, scholarships, professional achievements and academic leadership at State, National, International levels from Government / Government-recognized agencies / registered professional associations during the year

2022 - 2023						
Year	**Name(s) of teachers who received the awards**	**Title of the Award (s)**	**State level awards**	**National level awards**	**International level awards**	**Name of the agency /Agencies that awarded**
2023	Dr. Mamatha. A	Aero India 2023 Appreciation letter		Yes		Bharat Electronics Limited, Defense PSU, Ministry of Defense, Government of India.
2023	Dr. Bhagya V. Rao	Executive member of IAN, Nimhans	Yes			Nimhans, Bangalore
2023	Dr. Bhagya V. Rao	Member ofEthical Committe eJMRH	Yes			Jayadeva Memorial Rashtrotthana Hospital, Bangalore
2023	Dr. Bhagya V. Rao	External member in Human Ethics Committee for Research in Ayush and Integrative Medicine			Yes	Nimhans, Bangalore
2023	Dr. Preeti G B	Doctor Of Philosophy	Yes			Jawaharlal Nehru Technological University Hyderabad

2023	Dr. Mahesh MN	Best Reviewer certificate			Yes	Wolters Kluwer Perspectives in Clinical Research.
2023	Dr. H.N ShivaKumar	Best Teacher Researcher	Yes			Dayanand Sagar University in association with Karnataka Drugs and Pharmaceutical Manufacturer Association Bengaluru
2023	Ms. Divya Walli	Oral presentation	Yes			Dayanand Sagar University in association with Karnataka Drugs and Pharmaceutical Manufacturer Association Bengaluru
2023	Mrs. Dimple Pirgal	Oral presentation			Yes	BIOGENESIS 10th World Conference on Pharmaceutical Science and Drug Manufacturing
2023	Mrs. Dimple Pirgal	Oral presentation			Yes	10th world Conference on Pharmaceutical Science and Drug Manufacturing

2023	Mrs. Dimple Pirgal	Oral presentation			Yes	BIOGENESIS 10th World Conference on Pharmaceutical Science and Drug Manufacturing
2023	Dr. A.J. Rajamma	Chair person			Yes	BIOGENESIS 10th World Conference on Pharmaceutical Science and Drug Manufacturing
2023	Dr. A J Rajamma	Evaluator	Yes			Dayanand Sagar University in association with Karnataka Drugs and Pharmaceutical Manufacturer Association Bengaluru

COLLEGE OF PHARMACY P.B.No.1062 Bangaluru-10

Principal
KLE College of Pharmacy
Bengaluru-560 010

भारत इलेक्ट्रॉनिक्स
BHARAT ELECTRONICS
भारत इलेक्ट्रॉनिक्स लिमिटेड
(भारत सरकार का उद्यम, रक्षा मंत्रालय)
पंजीकृत कार्यालय :
आउटर रिंग रोड, नागवारा, बेंगलूर - 560 045, भारत
Bharat Electronics Limited
(Govt. of India Enterprise, Ministry of Defence)
Registered Office :
Outer Ring Road, Nagavara,
Bangalore - 560 045, INDIA.
CIN : L32309KA1954GOI000787
फोन/Phone : +91 (80) 25039300 / 25039242
फैक्स/Fax : +91 (80) 25039233
वेब/Web : www.bel-india.in

Dated-21st February 2023

To,

Dr.Mamatha.A
Professor & NSS Programme Officer
Department of Pharmacognosy,
KLE College of Pharmacy, Bangalore

Letter of Appreciation

On behalf of Bharat Electronics Limited, Defence PSU under Ministry of Defence, Government of India (Official Organizers of Aero India 2023, at Airforce station, Yelahanka) from February 8th to 17th 2023, we would like to place on records that **Dr.Mamatha.A, Professor and NSS Programme Officer**, KLE College of Pharmacy, Bangalore is highly recognized and appreciated for her Excellency in being a part of planning and coordinating **AERO INDIA 2023** team. She was assigned a specific role with a team of 150 volunteers, majorly in subordinating the Medical Support group with Indian Air Force Rapid Action Medical Team(RAMT). The Programme was well co-ordinated and structured for 150 NSS volunteers from various universities. She discharged her duties deligently as a leader with lots of hard work, dedication and commitment. She has set bench mark for others to follow.

We are very much contented and pleased with the services rendered by Dr.Mamatha.A and she deserves to be extremely recognized in the field of Community Service.

Deep appreciations for the sincere work and we wish Dr.Mamatha, a good luck and a bright future.

KVS Rayudu

K V S Rayudu
Manager (F/T)

Annual general Body Meeting of IAN Bangalore chapter

Minutes of the Meeting

08, May 2023

Bengaluru

The General Body meeting of the IAN Bangalore chapter was held on 8th May 2023 at 2.00 PM in Lecture Hall-1, Administrative Block, NIMHANS, Bengaluru.

Agenda

1) Welcome address by the President of IAN Bangalore chapter
2) General Secretary report
3) Treasurer's report
4) Recommendations and formation of the new Executive Committee
5) Any other matter with the permission of the Chair

The minutes of the meeting:

Dr. BS Shankaranarayana Rao, Professor and Head of Neurophysiology, NIMHANS, Bengaluru has been nominated as a chairperson.

1. Total of 39 members were present during the event.
2. The meeting was started with a welcome note by the President of IAN Bangalore Chapter, Dr. Bindu M Kutty, Senior Professor and Dean of Basic Sciences, NIMHANS, Bengaluru. She welcomed all the members and congratulated the team and members for organizing and participating in the events.
3. The second agenda of the meeting was General Secretary's report. Dr. Laxmi T Rao has shared the report through email with all the members, and all the members approved it.
4. Dr. MM Srinivas Bharath, Treasurer, has read the report. As there was no comment, it was passed and approved by all the members.
5. The new committee was formed through recommendations which are as follows:
    a. **President:** Dr. Bindu M Kutty, Senior Professor and Dean of Basic Sciences, NIMHANS, Bengaluru

b. **Vice President:** Dr. Laxmi T Rao, Professor of Neurophysiology, NIMHANS, Bengaluru
c. **General Secretary:** Dr. Bhupesh Mehta, Additional Professor of Biophysics, NIMHANS, Bengaluru
d. **Treasurer:** Dr. MM Srinivas Bharath, Professor and Head of Clinical Psychopharmacology and Neurotoxicology, NIMHANS, Bengaluru
e. Executive members:
    i. Dr. Sarada Subramanian, Professor of Neurochemistry, NIMHANS, Bengaluru
    ii. Dr. Nandeesh, Additional Professor of Neuropathology, NIMHANS, Bengaluru
    iii. Dr. Phalguni Alladi, Scientist F, CPNT, NIMHANS, Bengaluru
    iv. Dr. Myhtri R Babu, Associate Professor, CHRIST University, Bengaluru
    v. Dr. Bhagya V, Associate Professor, KLE Pharmacy college, Bengaluru
    vi. Dr. Bindhu OS, Professor of Jain University, Bengaluru
    vii. Dr. Deepak Nair, CNS-IISc, Bengaluru

6. **Address by a Chairperson:** Prof. BSS Rao has encouraged the members to expand the Indian Academy of Neuroscience through membership drive. This is possible only through conjoined neuroscience activities such as workshop, seminar, etc. between IAN and SfN Bengaluru chapter. He has also urged the members from Private universities by organizing seminars and symposium under these chapter.
7. The meeting was concluded by thanking all the members who have participated in the programs.

Dr. Bhupesh Mehta	**M.M. Srinivas Bharath**	**Dr. Bindu M Kutty**
General Secretary	Treasurer	President

सर्वे सन्तु निरामयाः
Jayadev Memorial
Rashtrotthana Hospital
&
Research Centre

Sub: Constitution of Organization Ethical committee

In relation to formation of the Jayadev Memorial Rashtrotthana Research Center, Board of JMRH Is pleased to constitute Organization Ethical Committee at JMRH, Bengaluru

Organization Ethics Committee

1	Dr. B. R. Ramakrishna, Vice-Chancellor, SVYASA	Chairman
2	Dr. K Nishanth Pai, CMO. Dept Ayurveda, JMRH	Member Secretary
3	Dr. Bhagya, Pharmacologist,KLE College of Pharmacy	Basic Medical Scientist
4	Dr. T N Sathyaprabha, Professor of Neurophysiology, NIMHANS	Basic Medical Scientist
5	Dr. Latha Venkataraman,	Clinician
6	Dr. Sandhya Ravi, Breast Oncosurgeon, Founder & Managing Director, Prameya Health care	Clinician
7	Dr. Anand Shankar, HOD, ER, JMRH	Clinician
8	Dr. Jyothi Menon, Consultant Gynaecologist, Prameya Health care	Clinician
9	Dr.P.P. Bapsy, Medical Oncologist, Prameya Health care	Clinician
10	Dr. Suchitra, Ayurveda	Clinician
11	Dr. Nithin Patil, KMC Manipal, Dept of Yoga	Clinician
12	Advocate Vishwajith	Legal Experts
13	Vidwan Jagadisha Sharma Sampa	Social Scientists/ Philosopher, Eticist/ Theologian Affiliated/ Non Affiliated
14	Dr. S. B Konale, Anthropologist	Social Scientists/ Philosopher, Eticist/ Theologian Affiliated/ Non Affiliated
15	Durganna	Lay Person

Dr. Rohith K R
Research Coordinator

Jayadev Memorial Rashtrotthana Hospital and Research Centre
(A division of Rashtrotthana Trust)
No. 363, BEML 5th Stage, RR Nagar,
Rashtrotthana Hospital, Bangalore

Jayadev Memorial Rashtrotthana Hospital and Research Centre ★ Bangalore

www.rashtrotthanahospital.com
+91 8951243004 | +91 8951243005
info@rashtrotthanahospital.com
Rajarajeshwari Nagar, BEML 5th stage, Bengaluru - 560098

NATIONAL INSTITUTE OF MENTAL HEALTH AND NEURO SCIENCES
Institute of National Importance, Hosur Road, Bengaluru - 29
राष्ट्रीय मानसिका स्वास्थ्य एवं तंत्रिका विज्ञान संस्थान ,राष्ट्रीय प्रमुख्याथा संस्थ, बेंगलुरू - 29
ರಾಷ್ಟ್ರೀಯ ಮಾನಸಿಕ ಆರೋಗ್ಯ ಮತ್ತು ನರವಿಜ್ಞಾನ ಸಂಸ್ಥೆ, ರಾಷ್ಟ್ರೀಯ ಪ್ರಾಮುಖ್ಯತೆ ಸಂಸ್ಥೆ, ಬೆಂಗಳೂರು - 29

No. NIMH/Regt/NIMHANS-HEC-RAIM/2023-24 **14th November 2023**

OFFICIAL MEMORANDUM

Sub: Re-constitution of Human Ethics Committee for Research in AYUSH and Integrative Medicine

Consequent to completion of tenure of External members of the Ethics Committee, the Competent Authority has re-constituted the Human Ethics Committee for Research in AYUSH and Integrative Medicine consisting of following members.

Sl.No.	Role	Name and Designation
1	Chairperson	Dr. B A Venkatesh Former Principal, Govt. Ayurveda Medical College, Bengaluru & Former Dean, AYUSH Faculty, Rajiv Gandhi University of Health Sciences, Bengaluru
2	Member Secretary	Associate Dean (Behavioral Sciences) NIMHANS, Bengaluru
3*	Basic Medical Scientist	Dr. P N. Ravindra Associate Professor of Neurophysiology NIMHANS, Bengaluru
4*	Psychiatry Expert	Dr. Geetha Desai Professor of Psychiatry, NIMHANS, Bengaluru
5*	Neurology/Neurosurgery Expert	Dr. Nupur Pruthi Professor of Neurosurgery, NIMHANS, Bengaluru
6	Clinician/Ayurveda Expert	Dr. Ananta Desai Professor, Head of the Department, Post Graduate studies in Panchakarma, Government Ayurveda Medical College Bengaluru
7	Yoga Expert	Dr. Raghavendra Bhat Associate Professor, Division of Yoga and Life Sciences Swami Vivekananda Yoga Anusandhana Samsthana (S-VYASA), Deemed-to-be University, Bengaluru
8	Pharmacologist	Dr. Bhagya V Rao Associate Professor, Department of Pharmacology KLE College of Pharmacy, KLE Academy of Higher Education & Research, Bengaluru
9*	Social Scientist	Dr. Keshav Kumar Professor of Clinical Psychology NIMHANS, Bengaluru
10	Legal Expert	Shri. Nityananda Former Additional Government Advocate No. 65, 1st D Cross, SN Layout, Basaweshwaranagar, Bengaluru
11	Lay Person	Shri. S. Venkatesh No 14/2, MMV Road, VV Puram, Bengaluru

Tenure of Members: As per NIMHANS Ethics Committee Rules and regulations, the external members term will be for 3 years and *Internal members term is upto 13th November 2024.

REGISTRAR

To:
All Committee Members

Copy to:
The Director / Deans / Registrar / MS / DMS/ RMO / FA& CAO
All the Heads of the Departments/Sections/Divisions/Facilities

JAWAHARLAL NEHRU TECHNOLOGICAL UNIVERSITY HYDERABAD

HYDERABAD - 500 085, TELANGANA STATE, INDIA.



323002132

Sl. No. PC 01146490

PROVISIONAL CERTIFICATE

Hall Ticket No.: 1203PH2224

This is to certify that Ms. PREETHI G B

daughter of Mr. BELLAIAH K

has satisfied all the requirements for the award of Doctor of Philosophy

in the faculty of PHARMACEUTICAL SCIENCES

of this University, held in July, 2023 for the thesis entitled,

"Formulation and Evaluation of Lipid Based Drug Delivery Systems for Oral Administration of Poorly Soluble Antiviral Drugs".

Verified by

K. Venkateswarlu

Director of University Examinations

REGISTRAR

Hyderabad - T.S.

Date: 09 August 2023

Web : www.jntuh.ac.in
E Mail : dephd2@jntuh.ac.in
Phone : Off: +91–40–23156113

JAWAHARLAL NEHRU TECHNOLOGICAL UNIVERSITY HYDERABAD
(Established by JNTU Act No. 30 of 2008)
Kukatpally, Hyderabad – 500 085, Telangana (India)

Dr. K. VENKATESWARA RAO
M.Sc.,M.Tech.,PhD.,PDF(Johns Hopkins Medicine USA).
Professor of Nano Technology &
DIRECTOR OF UNIVERSITY EXAMINATIONS

Ref:- P7/PHD/22163/11-10/PGB/PH/2022
Dt :- 09.08.2023

NOTIFICATION

Sub: Award of **Ph.D.** Degree in **Pharmaceutical Sciences** to **Ms. Preethi G B, (HT. No. 1203PH2224).**

*****

The thesis entitled **"Formulation and Evaluation of Lipid Based Drug Delivery Systems for Oral Administration of Poorly Soluble Antiviral Drugs",** submitted by **Ms. Preethi G B** has been accepted by the University on the recommendation of the panel of examiners. **Ms. Preethi G B** with **HT. No. 1203PH2224** is provisionally declared and qualified for the award of **Doctor of Philosophy**, in the faculty of **Pharmaceutical Sciences.**

//By order//

DIRECTOR

1. **Ms. Preethi G B -** through the Director, DRD, JNTUH, Kukatpally, Hyderabad.
2. Dr. H.N. Shivakumar, Professor & Head, Department of Pharmaceutics, KLE College of Pharmacy Bangaluru - 560 091, Karnataka. **[Supervisor]**
3. Dr. Ravi Kumar M, Principal, Department of Pharmaceutical Sciences, Geethanjali College of Pharmacy Cheeryala, Keesara, R.R. Dist - 501 301, T.S. **[Co-Supervisor]**
4. Dr. G. Suresh Kumar, Principal Scientist, Department of Biochemistry, CSIR-Central Food Technological Research Institute, Mysore - 570 020, Karnataka. **[External Examiner]**
5. PA to Vice-Chancellor, Administrative Building, JNTUH, Kukatpally, Hyderabad.
6. PA to Registrar, Administrative Building, JNTUH, Kukatpally, Hyderabad.
7. The Director, Directorate of R & D, JNTUH, Kukatpally, Hyderabad.
8. The Director, Academic and Planning, JNTUH, Kukatpally, Hyderabad.
9. The Controller of Examinations, JNTUH, Kukatpally, Hyderabad.
10. The Director, Association of Indian Universities, Rouse Avenue, New Delhi.
11. The Public Relations Officer, Administrative Building, JNTUH, Kukatpally, Hyderabad.

Wolters Kluwer

REVIEWER CERTIFICATE



This is to certify that

Dr. Mahesh MN

has reviewed a manuscript

for

Perspectives in Clinical Research.

We thank you for your outstanding contribution to the quality of the journal.

Dr. Arun Bhatt
Editor in Chief

29-Jul-2023
Review Completion Date

Downloaded on 26-Sep-2023

CDD 2023

CONVENTION ON DRUG DISCOVERY AND DEVELOPMENT

Blueprints from Target to Clinical Candidate

Karnataka Drugs And Pharmaceuticals Manufacturer's Association

COLLEGE OF PHARMACEUTICAL SCIENCES

BANGALORE BIOINNOVATION CENTRE

Certificate of Award

Presented to

DR. H. N. SHIVAKUMAR

For the scientific contribution as **Teacher-Researcher – 2023** during the **"Convention on Drug Discovery and Development – CDD 2023"** organized by College of Pharmaceutical Sciences, Dayananda Sagar University in association with Karnataka Drugs and Pharmaceuticals Manufacturer's Association, and Bangalore Bioinnovation Centre.

Date : October 18th – 19th 2023

Venue : Dr. P C Sagar Auditorium, DSU, Bengaluru

Dr. N. M. Raghavendra	**Dr. Pushpa Sarkar**	**Dr. Puttamadappa C**	**Dr. K.N.B Murthy**
Principal, COPS	Dean, SHS	Registrar	Vice-Chancellor

CDD 2023
CONVENTION ON DRUG DISCOVERY AND DEVELOPMENT

CONVENTION ON DRUG DISCOVERY AND DEVELOPMENT

Blueprints from Target to Clinical Candidate

Karnataka Drugs And Pharmaceuticals Manufacturer's Association

COLLEGE OF PHARMACEUTICAL SCIENCES

BIOINNOVATION CENTRE

Certificate of Merit

This is to certify that

Prof/Dr/Mr/Ms. DIVYA WALI of KLE College of Pharmacy, Bengaluru has participated and presented (**Oral**/Poster) entitled 104OPC-" Preparation & evaluation of nanoparticle based formulation for Breast Cancer delivery of BCS IV anticancer drug" and secured THIRD prize in **"Convention on Discovery and Development - CDD 2023"** organised by College of Pharmaceutical Sciences, Dayananda Sagar University in association with Karnataka Drugs and Pharmaceuticals Manufacturer's Association, and Bangalore Bioinnovation Centre.

Date : October 18th – 19th 2023

Venue : Dr. P C Sagar Auditorium, DSU, Bengaluru

Dr. N. M. Raghavendra	**Dr. Pushpa Sarkar**	**Dr. Puttamadappa C**	**Dr. K.N.B Murthy**
Principal, COPS	Dean, SHS	Registrar	Vice-Chancellor

APR
ASSOCIATION OF PHARMACEUTICAL RESEARCH

Certificate

OF APPRECIATION

BioLEAGUES®

10th World Conference on Pharmaceutical Science and Drug Manufacturing

06th & 07th July 2023 | Virtual Conference

1 Place

This is to certify that Ms/Mr/Mrs/Dr ..... **Dimple Pirgal** ..... of

..... Session - Drug Discovery and Development ..... has won **First Prize** for the

Oral Presentation titled..... *Synthesis, Anticancer and Molecular Docking Studies of Resveratrol Derivatives* .....

.....in the

"**10th World Conference on Pharmaceutical Science and Drug Manufacturing**" organized by Association of Pharmaceutical Research(APR) held on 06th & 07th July 2023.

10th World Conference on PHARMAceutical Science & DRUG manufacturing
6th - 7th JULY 2023 • VIRTUAL CONFERENCE

Dr. Nahlah Elkudssiah Ismail
Professor and Dean Bursar and Council Member
Malaysia

Dr. Sergey Suchkov
Professor in Medicine & Immunology
Russia

Dr. Por Choo Shiuan
Acting Deputy Dean
Chairman - Quality Assurance and Enhancement
Malaysia

Mr. Rudra Bhanu Satpathy
Founder & CEO,
Association of Pharmaceutical Research (APR),
India

BioGenesis
HEALTH CLUSTER

4th WORLD CONGRESS ON DRUG DISCOVERY & DEVELOPMENT | 2023

CERTIFICATE OF APPRECIATION

This is to certify that

Prof./Dr./Mr./Ms. Dimple Pirgal

Has received the Best Oral/Poster Presentation Award for Scientific paper Entitled

Research on Stilbene Derivatives: Synthesis, Molecular Docking and Anticancer Activity

4th World Congress on Drug Discovery & Development - 2023 an International Conference

held on 29th October 2023

J.N.Tata Auditorium, Indian Institute of Science, Bengaluru, INDIA.

Dr. V.P. Rao
Convener
4th World Congress on
Drug Discovery & Development 2023

Dr. Kodaganur S. Gopinath
Chairman
4th World Congress on
Drug Discovery & Development 2023

Dr. M. U. R. Naidu
Chairman
4th World Congress on
Drug Discovery & Development 2023

BioGenesis
HEALTH CLUSTER

4th WORLD CONGRESS ON
DRUG DISCOVERY & DEVELOPMENT | 2023

CERTIFICATE OF PARTICIPATION

This is to certify that

Prof./Dr./Mr./Ms. **DIMPLE PIRGAL**

has Chair the Session

4th World Congress on Drug Discovery & Development - 2023 an International Conference

held on 29th October 2023

J.N.Tata Auditorium, Indian Institute of Science, Bengaluru, INDIA.

Dr. V.P. Rao
Convener
4th World Congress on
Drug Discovery & Development 2023

Dr. Kodaganur S. Gopinath
Chairman
4th World Congress on
Drug Discovery & Development 2023

Dr. M. U. R. Naidu
Chairman
4th World Congress on
Drug Discovery & Development 2023

Scanned by CamScanner

CDD 2023
CONVENTION ON DRUG DISCOVERY AND DEVELOPMENT

CONVENTION ON DRUG DISCOVERY AND DEVELOPMENT

Blueprints from Target to Clinical Candidate

Karnataka Drugs And Pharmaceuticals Manufacturer's Association

COLLEGE OF PHARMACEUTICAL SCIENCES

BANGALORE BIOINNOVATION CENTRE

Certificate of Appreciation

Presented to

Dr. RATAMMA. A.J

For your invaluable contribution as **Evaluator** for Scientific Presentations during the **"Convention on Drug Discovery and Development – CDD 2023"** organized by College of Pharmaceutical Sciences, Dayananda Sagar University in association with Karnataka Drugs and Pharmaceuticals Manufacturer's Association, and Bangalore Bioinnovation Centre.

Date : October 18th – 19th 2023

Venue : Dr. P C Sagar Auditorium, DSU, Bengaluru

Dr. N. M. Raghavendra	**Dr. Pushpa Sarkar**	**Dr. Puttamadappa C**	**Dr. K.N.B Murthy**
Principal, COPS	Dean, SHS	Registrar	Vice-Chancellor

BioGenesis
HEALTH CLUSTER

4th WORLD CONGRESS ON
DRUG DISCOVERY & DEVELOPMENT | 2023

CERTIFICATE OF PARTICIPATION

This is to certify that

Prof./Dr./Mr./Ms. **RAJAMMA AJ,** PRINCIPAL, KLE COLLEGE OF PHARMACY, BENGALURU.

has Chair the Session

4th World Congress on Drug Discovery & Development - 2023 an International Conference

held on 29th October 2023

J.N.Tata Auditorium, Indian Institute of Science, Bengaluru, INDIA.

Dr. V.P. Rao
Convener
4th World Congress on
Drug Discovery & Development 2023

Dr. Kodaganur S. Gopinath
Chairman
4th World Congress on
Drug Discovery & Development 2023

Dr. M. U. R. Naidu
Chairman
4th World Congress on
Drug Discovery & Development 2023

Dr. Vithalrao Vikhe Patil Foundation's
COLLEGE OF PHYSIOTHERAPY
Opp. Govt. Milk Dairy, M.I.D.C., Ahmednagar-414111
Tel:-(0241) 2778042, 2777059, **Fax**:- (0241) 2779757
E-mail: principal_physiotherapy@vims.edu.in **Website**: www.vimscopt.edu.in
NAAC Accredited Grade 'A'

Ref. No:- DVVPF's/COPT/2023/2197 **Date: 05/12/2023**

To,

Dr. Sanjiv Kumar
Principal
KLE Institute of Physiotherapy
Belgaum.

Subject:- Research Advisory Committee Meeting for PhD 2022 batch.

Respected Sir,

This is for your kind information that Research Advisory Committee Meeting for PhD Scholars 2022 batch is scheduled on 16th December 2023 at 10:00 am. You are requested to attend it virtually. 3 PhD scholars will present their research protocol for maximum 10 min. each.

Zoom ID:- **85857800995**
Password:- **115161**
Thanking you,

Principal

DR. SHYAM D. GANVIR, Ph.D.
Principal
Dr. Vithalrao Vikhe Patil Foundation's
College of Physiotherapy
Ahmednagar - 414 111
Ph. No. 0241- 2778042

Scanned with CamScanner



PRAVARA
PHYZION 2023

NATIONAL PHYSIOTHERAPY CONFERENCE

Theme : "Multifaceted Approach to Physiotherapy & Rehabilitation"

CERTIFICATE OF RECOGNITION

This certificate is presented to

DR. SANJIV KUMAR

For contributing as Keynote Speaker and sharing his/her knowledge
at Pravara PhyZion 2023 National Physiotherapy Conference
organized by
Dr. A. P. J. ABDUL KALAM COLLEGE OF PHYSIOTHERAPY,
PRAVARA INSTITUTE OF MEDICAL SCIENCES
(DEEMED TO BE UNIVERSITY), Loni
on 25th & 26th February 2023

Organizing Chairman | Organizing Secretary | Joint Organizing Secretary

PRAVARA PHYZION 2023

NATIONAL PHYSIOTHERAPY CONFERENCE

Theme : "Multifaceted Approach to Physiotherapy & Rehabilitation"

Certificate of Appreciation

This certificate is presented to

DR. SANJIV KUMAR

for his/her contribution as Chairperson / Judge
at Pravara PhyZion 2023 National Physiotherapy Conference
organized by
Dr. A. P. J. ABDUL KALAM COLLEGE OF PHYSIOTHERAPY,
PRAVARA INSTITUTE OF MEDICAL SCIENCES
(DEEMED TO BE UNIVERSITY), Loni
on 25th & 26th February 2023

Organizing Chairman | Organizing Secretary | Joint Organizing Secretary

Certificate

SRI DEVARAJ URS ACADEMY OF HIGHER EDUCATION AND RESEARCH

(A Deemed to be University)

Declared under Section 3 of UGC Act, 1956, MHRD GOI No.F.9-36/2006-U.3(A) Dt. 25th May 2007

TAMAKA, KOLAR-563 103, KARNATAKA, INDIA

Ph: 08152- 243003, +91 9448395232, Fax : 08152 - 243008 E-mail - registrar@sduaher.ac.in / office@sduaher.ac.in. Website: www.sduaher.ac.in

No. SDUAHER/KLR/ADMN/ 1416/2023-24

Date: 23.08.2023

RE- NOTIFICATION

As per MoA / Rules (26) and Section 5 of bye -laws of Sri Devaraj Urs Academy of Higher Education and Research, SDUAHER Kolar (A Deemed to be University), the Board of Undergraduate and Postgraduate Studies in **Physiotherapy** of SDUAHER is reconstituted as under:

1. Dr. Sarulatha H, PT, PhD.
   Professor & HoD,
   Dept. of Physiotherapy,
   SDUAHER, Kolar
   - **Chair Person**

2. Dr. Ramesh Kumar J, PT, PhD.
   Professor,
   Dept. of Physiotherapy,
   SDUAHER, Kolar
   - Member

3. Dr. Elumalai Senthil Kumar,
   Professor,
   Dept. of Physiotherapy,
   SDUAHER, Kolar
   - Member

4. Mrs. Kavitha Rani N,
   Assistant Professor,
   Dept. of Physiotherapy,
   SDUAHER, Kolar
   - Member

5. Mr. Saravanan J Reddy,
   Assistant Professor,
   Dept. of Physiotherapy,
   SDUAHER, Kolar
   - Member

6. Mr. Naveen Kumar I,
   Assistant Professor,
   Dept. of Physiotherapy,
   SDUAHER, Kolar
   - Member

7. Dr. Sivasankari A,
   Assistant Professor,
   Dept. of Physiotherapy,
   SDUAHER, Kolar
   - Member

Contd..../-

Scanned with CamScanner

SRI DEVARAJ URS ACADEMY OF HIGHER EDUCATION AND RESEARCH

(A Deemed to be University)

Declared under Section 3 of UGC Act, 1956, MHRD GOI No.F.9-36/2006-U.3(A) Dt. 25th May 2007

TAMAKA, KOLAR-563 103, KARNATAKA, INDIA

Ph: 08152- 243003, +91 9448395232, Fax : 08152 - 243008 E-mail - registrar@sduaher.ac.in / office@sduaher.ac.in. Website: www.sduaher.ac.in

8. Dr. Sanjiv Kumar PT, Principal, KLE Institute of Physiotherapy, Belagavi - External Member

9. Prof. R. Vasanthan, Principal, Oxford College of Physiotherapy, Chairman- PG board of studies (Physiotherapy) RGUHS, Bangalore. - External Member

Note:

- All the members of the above body shall hold office for a term of three years or until the Board of Studies is reconstituted, but not beyond six months from the date of expiry of the term.
- He/she shall be eligible for reappointment.

Registrar

Registrar
Sri Devaraj Urs Academy of Higher Education and Research
Tamaka, Kolar - 563 103.

Scanned with CamScanner

DPU

Dr. D. Y. Patil Vidyapeeth, Pune
(Deemed to be University)
Accredited (3rd Cycle) by NAAC with a CGPA of 3.64 on four point scale at 'A++' Grade
ISO 9001:2015 Certified University and 14001:2015 Green Education Campus

Ref.: DPU / R & R (PHYO) / 475 / (5) / 2023 Date: 14 /06 / 2023

To,

Dr. Sanjiv Kumar,
Principal and professor, KLE Institute of Physiotherapy, HOD, Dept. of Physiotherapy,
Dr. Prabhakar Kore Hospital and Medical Research Center, Nehru Nagar,
Belagavi -590010
E-mail: sanjiv3303@rediffmail.com
Mobile No.: 9448745648

Subject: Meeting of the Research and Recognition Committee Under the Faculty of Allied Health Sciences

Sir / Madam,

The meeting of the Research and Recognition Committee under the Faculty of Allied Health Sciences (Physiotherapy, Optometry, Allied Health Sciences) is scheduled on **Thursday, 22nd June 2023 at 11.30 a.m.** in the Board Room of Dr. D. Y. Patil Vidyapeeth, Pune.

The agenda for the meeting will be:

1. To confirm the minutes of last meeting held on 05th May 2022.
2. To Inform the committee, action taken by Vice Chancellor, on behalf of the Research Recognition Committee
3. To scrutinize and approve the applications received for renewal and recognition as Research Guide/Supervisors.
4. To approve the topics of synopsis of MPT/M.Optom. Students 2022-24 Batch.
5. To approve Change of Co-Guide for Ph.D. Students of Ph.D. Program 2020.
6. To approve request for Co-Guide of PG Student.
7. Any other item with the consent of the chair.

Please make it convenient to attend the meeting.

Thanking you,

Yours faithfully,

(Dr. Narendra. M. Kadu)
Registrar (Offg.)

गोंय विद्यापीठ
ताळगाव पठार 403206
गोंय, भारत

Tel: 8669609065/21
Fax: +91-832-2452889



State Public University since 1985
Recognized by UGC u/s 12-B
(Accredited by NAAC with A Grade)

Goa University
Taleigao Plateau 403206
Goa, India

Email: registrar@unigoa.ac.in
Website: www.unigoa.ac.in

GU/Acad-PG/32/BoS-Allied-Health/2021/162 Date: 23/07/2021

O R D E R

In accordance with the provisions under Ordinance OA-14, the Board of Studies in Allied Health Sciences has been reconstituted with the following members:-

1. Dr. S. M. Bandekar - Chairperson
   Dean, Goa Medical College
   Bambolim, Goa 403202.
   Email: shivabandekar@gmail.com
   dean-gmc.goa@nic.in
   Mobile: 9420920890

2. Dr. Shirley D'Souza - Member
   Professor & Head
   Department of Anesthesiology
   Goa Medical College
   Bambolim, Goa 403202
   Email: shirley_dsouza05@yahoo.com
   Mobile: 9822159170

3. Dr. Ugam Usgaonkar - Member
   Professor & Head
   Department of Ophthalmology
   Goa Medical College
   Bambolim, Goa 403202
   Email: dr.ugamusgaonkar@gmail.com
   Mobile: 9422452009

4. Dr. Sanjiv Kumar - Member
   Principal & Professor
   KLE Institute of Physiotherapy
   Belgaum, Karnataka 590010.
   Email: sanjiv3303@rediffmail.com
   principalkipt@gmail.com
   Mobile: 9448745648

5. Dr. Shovan Shaha - Member
   Associate Professor
   Department of Occupational Therapy
   Manipal College of Health Professions
   MAHE, Manipal, Karnataka, 576104
   Email: shovan.saha@manipal.edu
   Mobile: 9880059426

6. Mr. Prabhakar Narendra Madkaikar - Member
   Clinical Tutor in Occupational Therapy
   Department of Orthopaedic Surgery
   OPD 17, Goa Medical College
   Bambolim, Goa 403202
   Email: madkaikar.prabhakar@gmail.com
   Mobile: 7875807350

The Board of Studies shall carry out the functions and duties as prescribed under Ordinance OA-14 of the University.

The term of the Board shall be for three years from the date of issue of this Order.

The members of the Board of Studies shall be entitled to claim TA/DA as admissible under the rules for attending the meeting of the Board.

Digitally signed by DONALD AGNELO ERASMO RODRIGUES
Date: 2021.07.23 '17:03:13 +05'30

(Donald A.E. Rodrigues)
Joint Registrar - Academic

To,
All the members concerned.

Copy to:
(i) Dean, Faculty of Medicine
(ii) Controller of Examinations.
(iii) AR (Colleges)
(iv) AR-Exam (Proff)

MANIPAL
ACADEMY of HIGHER EDUCATION
(Institution of Eminence Deemed to be University)

MAHE/DREG/KMC/BOS/2022
March 12, 2022

Dr. Sanjiv Kumar
I/C Principal & Professor
KLEU Institute of Physiotherapy,
Nehru Nagar, Belgaum

Dear Sir,

We are happy to inform you that you have been appointed as an external member of Board of Studies for Manipal College of Health Professions, Manipal Academy of Higher Education (MAHE) for a period of 2 years. I request you to accept this appointment and provide your guidance for improving academic programmes of MAHE. The Head of the Institution will get in touch with you for taking this forward.

To Asst. Dean, MCHP

Regards,

Dr Guruprasad Rao
Deputy Registrar – Academics (Health Sciences)

Dean
Manipal College of Health Professions
MAHE, Manipal - 576104

Copy to: Dean, MCHP, Manipal

EKLAVYA UNIVERSITY
ज्ञानप्राप्तये लक्ष्यसन्धानम्
Estd. by Madhya Pradesh Niji Vishvavidyalaya (Sthapana Avam Sanchalan) Adhiniyam 2021 and Registered under UGC 2(f)/12(b) Act 1956
Sagar Road, Damoh (M.P.) Bharat

Date 20/10/2023
Ref. EU/Reg/192/2023

October 20, 2023

To

Dr. Vijay Balgouda Kage

KAHER Institute of Physiotherapy

Belagiri

Karnataka

Subject: - Appointment as an external expert member of Board of Studies of Physiotherapy, Nursing and Paramedical Sciences.

Dear Sir,

We are pleased to inform you that you are appointed as an external expert member of Board of Studies of Physiotherapy, Nursing and Paramedical Sciences for a tenure of three years. Your knowledge and expertise in the subject will immensely help in academic growth of the Department of Physiotherapy.

Thanking you

Dr. Prafull Sharma

Registrar

Registrar
Eklavya University Damoh

+91 9753040755 (VC)
vc@eklavyauniversity.ac.in
+91 7999589970 (Reg)
registrar@eklavyauniversity.ac.in

info@eklavyauniversity.ac.in, www.eklavyauniversity.ac.in

Campus : Sagar Road, Damoh - 470661
MADHYA PRADESH

Scanned with CamScanner

#Odishacalling #sipcon

SOCIETY OF INDIAN PHYSIOTHERAPISTS

7th ANNUAL CONFERENCE

BHUBANESWAR, ODISHA

MARCH 23 - 25, 2023

Vivanta Bhubaneswar, DN Square

CONNECT | COLLABORATE | INNOVATE

Certificate of Appreciation

This is to certify that

Jeba Chitra

was a Resource Person for an Invited Talk on

Rehabilitating the Stroke Hand: A Functional Persepective

during the Seventh Annual Conference of Society of Indian Physiotherapists, held on March 23-25, 2023 at Hotel Vivanta, Bhubaneswar, India.

Raju K. Parasher
President

P.P. Mohanty
Organizing Chairman



SRI RAMACHANDRA
INTERNATIONAL
PHYSIOTHERAPY
COLLOQUIUM 2023

Theme :
"Movement for Health"

SRI RAMACHANDRA
INSTITUTE OF HIGHER EDUCATION AND RESEARCH
(Category - I Deemed to be University) Porur, Chennai

FACULTY OF
PHYSIOTHERAPY

SERB
DIA

Certificate of Recognition

This certificate is proudly presented to

Dr. Jeba Chitra

for professing as a **Resource Person** in the Focused Symposium titled

"Adjuncts to improve motor recovery in CNS lesions"

in **Sri Ramachandra International Physiotherapy Colloquium (SRIPC) 2023**

held on 29/11/2023 & 30/11/2023

Dr. P. Antony Leo Aseer
Organising Chairman
SRIPC 2023

Dr. Narasimman Swaminathan
Organising Secretary
SRIPC 2023

Dr. Mahesh Vakamudi
Pro Vice - Chancellor
SRIHER (DU)



SRI RAMACHANDRA
INTERNATIONAL
PHYSIOTHERAPY
COLLOQUIUM 2023

Theme :
"Movement for Health"

SRI RAMACHANDRA INSTITUTE OF HIGHER EDUCATION AND RESEARCH
(Category - I Deemed to be University) Porur, Chennai

FACULTY OF PHYSIOTHERAPY

SERB DIA

Certificate of Recognition

This certificate is proudly presented to

Dr. Jeba Chitra

for delivering an **Invited Talk** titled

"Rehabilitation of stroke hand"

in **Sri Ramachandra International Physiotherapy Colloquium (SRIPC) 2023**

held on 29/11/2023 & 30/11/2023.

Dr. P. Antony Leo Aseer
Organising Chairman
SRIPC 2023

Dr. Narasimman Swaminathan
Organising Secretary
SRIPC 2023

Dr. Mahesh Vakamudi
Pro Vice - Chancellor
SRIHER (DU)



Jagannath University
Jaipur | Rajasthan

NAAC A

Ist PHYSIOS COLLOQUIUM 2023

on

"RECENT ADVANCEMENTS IN REHABILITATION"

Certificate of Appreciation

This is to certify that Dr. Ganesh B.R ✓ has Judged/ Chaired/ Co-chaired the sessions at " Ist PHYSIOS COLLOQUIUM 2023" organized by the Department of Physiotherapy, Jagan Nath University, Jaipur on 17-18 June, 2023.

Mr. Tanmay Pattanayak
Registrar

Kapila Jain
Dr. Kapila Jain
HoD, Dept. of Physiotherapy

Prof. (Dr.) H.L. Verma
President



PRAVARA PHYZION 2023



NATIONAL PHYSIOTHERAPY CONFERENCE

Theme : "Multifaceted Approach to Physiotherapy & Rehabilitation"

1st RANK

Certificate of Appreciation

Dr. SANTOSH METGUD

is awarded 1st prize in Poster / Paper Presentation under UG / PG / Professional category at Pravara PhyZion 2023 National Physiotherapy Conference organized by Dr. A. P. J. ABDUL KALAM COLLEGE OF PHYSIOTHERAPY, PRAVARA INSTITUTE OF MEDICAL SCIENCES (DEEMED TO BE UNIVERSITY), Loni on 25th & 26th February 2023

Organizing Chairman | Organizing Secretary | Joint Organizing Secretary





PRAVARA PHYZION 2023



Certificate

NATIONAL PHYSIOTHERAPY CONFERENCE

Theme : "Multifaceted Approach to Physiotherapy & Rehabilitation"

Certificate of Appreciation

This certificate is presented to

Dr. SANTOSH METGUD

for his/her contribution as Chairperson / Judge

at Pravara PhyZion 2023 National Physiotherapy Conference

organized by

Dr. A. P. J. ABDUL KALAM COLLEGE OF PHYSIOTHERAPY,

PRAVARA INSTITUTE OF MEDICAL SCIENCES

(DEEMED TO BE UNIVERSITY), Loni

on 25th & 26th February 2023

Organizing Chairman **Organizing Secretary** **Joint Organizing Secretary**

MASCC™

MULTINATIONAL ASSOCIATION OF SUPPORTIVE CARE IN CANCER

WWW.MASCC.ORG

Certificate of Membership

The Multinational Association of Supportive Care in Cancer acknowledges

Renu B Pattanshetty

Membership ID: 5794

Membership renewal: 02/21/2024



MASCC Executive Director, Melissa Chin, H.BSc, MBA, CHE

21/02/2023

Date issued

Jagannath University
JAIPUR
NAAC 'A' Grade Accredited

NAAC A Accredited

1st PHYSIOS COLLOQUIUM 2023

Organised By
Department of Physiotherapy



Topic-

Pelvic Floor Rehabilitation- Advances and Newer Perspectives

Guest Speaker

DR ARATI MAHISHALE

Professor and Head
Dept of OBG Physiotherapy
KAHER Institute of Physiotherapy
Belgaum

17th–18th June, 2023

For Queries-

physio_jurj@jagannathuniversity.org

6377521052, 9417032672

Code : 4802/KA-03

ನೆಹರು ಯುವ ಕೇಂದ್ರ, ಬೆಳಗಾವಿ

नेहरू युवा केन्द्र, बेलगांवि

NEHRU YUVA KENDRA, BELAGAVI

ಜಿಲ್ಲಾ ಕಛೇರಿ,
ನೆಹರು ಯುವ ಕೇಂದ್ರ ಸಂಘಟನೆ,
ಯುವ ಕಾರ್ಯ ಹಾಗೂ ಕ್ರೀಡಾ ಸಚಿವಾಲಯ,
ಭಾರತ ಸರಕಾರ

जिला कार्यालय
नेहरू युवा केन्द्र संगठन,
स्वायत्तशासी संस्था,युवा कार्यक्रम एवं
खेल मंत्रालय, भारत सरकार

District Office of the
Nehru Yuva Kendra Sangathan
An Autonomous Body Under the
Ministry of Youth Affairs and Sports
Government of India

No/NYK/BGM/2023-24/501

Date: 30.06.2023

CERTIFICATE OF APPRECIATION

This is to certify that, work done by **Dr. Peeyoosha Gurudut** Professor, Department of Orthopedic Physiotherapy KLE Institute of Physiotherapy Belagavi Mentioned addressee for conducting **District Level Yuva Utsav – India@2047 2023-24 "The Panch Pran of Amrit Kaal" Programme at Dr. B S Kodkany Hall, KLE C.C. Center, JNMC Campus Belagavi on 15.06.2023 is highly appreciated.**

We also appreciate their work done as a Special Judge of **Cultural Event.** We appreciate your cooperation and efforts in successfully conducting District Level Yuva Utsav – India@2047 Programme.

Wishing you success in your future endeavors.

Rohit 30/6/23

Rohit Kalra
Dist Youth Officer
Nehru Yuva Kendra, Belagavi
DISTRICT YOUTH OFFICER
NEHRU YUVA KENDRA,BELAGAVI.

District Office :- CTS No 9663 – Plot No 2367 – Annapurna Nilay Sector No -11 Ist cross Mahantesh Nagar Opp KLE's Cancer Hospital Belagavi Pin - 590017 Tel :- 2453496 / 0831
Email: nykbgm@gmail.com
State Office:- State Director Nehru Yuva Kendra Sangathan Ministry Of Youth Affairs & Sports Gurunanak Bhavan, Millers Bund Rd, Vasant Nagar, Bangalore – 560052 Ph: 080-23117787, 23118454. sdnykskar@gmail.com

Jagannath University
JAIPUR
NAAC 'A' Grade Accredited

NAAC A Accredited

1st PHYSIOS COLLOQUIUM 2023

Organised By
Department of Physiotherapy



Guest Speaker

DR. B S MOTIMATH

Professor and head
of the department

Topic-

RECENT ADVANCES IN REHABILITATION

17th–18th June, 2023

For Queries-

physio_jurj@jagannathuniversity.org

6377521052, 9417032672

www.jagannathuniversity.org

School of Physiotherapy
Chettinad Academy
of Research and Education
(Deemed to be University)

CERTIFICATE OF APPRECIATION

This is to certify that Mr./Ms./Prof./Dr. **VARUN C NAIK,** MPT (SPORTS), (PHD),

Associate Professor, KLE Institute of Physiotherapy, Belagavi, Karnataka as a **Resource person** and presented the Scientific session in the International Conference **"CHETPHYSIOCON 2023"** on the theme of **"Movement Redefined"** Organized by Chettinad School of Physiotherapy, CARE held on **12th May, 2023.**

Topic : Matrix Rhythm Therapy- Recent Technological Trend in sports Rehabilitation

Dr. P. Senthil
Organizing Chairman

Mrs. S. Jeyendrasaraswathi
Registrar, CARE.

Dr.Sridhar. R
Vice-Chancellor, CARE.

Jagannath University
JAIPUR
NAAC 'A' Grade Accredited

NAAC A Accredited

1st PHYSIOS COLLOQUIUM 2023

Organised By
Department of Physiotherapy



Topic-

New Era in Rehabilitation - Aquatic Therapy

Guest Speaker

DR. DHAVAL CHIVATE

Assistant Professor,
KAHER KLE Institute of Physiotherapy

17th–18th June, 2023

For Queries-

physio_jurj@jagannathuniversity.org

6377521052, 9417032672

www.jagannathuniversity.org

15th Edition of International Conference on Oncology and Cancer Research

ONCOLOGY 2023

CERTIFICATE OF MEMBERSHIP

This Certificate is Proudly Presented to



Identification Number: 7303

Assist Prof Dr. VARSHA HUDDAR

KAHER Institute of Physiotherapy, India

Has Awarded to

EDITORIAL BOARD MEMBER

For the Contribution and Honourable Achievement in Innovative Research

Given under seal of the company

Organized and Sponsored by

Pencis **Scifax** **Xime** **PostFather** **PayinMail** **RecordMeet** **Jutli**

SCIFAX INFORMATION AND ANALYTICS PRIVATE LIMITED

Director, Scifax

28th Apr 2023
www.pencis.com

Information: 1. Pencis is a trademark of Scifax company (Reg. No. 130116), Approved and Registered by Ministry of Corporate Affairs (MCA), Govt. of India. 2. Scan the QR code or enter or enter the certificate ID in our Website to validate certificate authenticity.

PHYSIO CONCLAVE
PGI - CHANDIGARH

CERTIFICATE OF RECOGNITION

CHAIRPERSON

PRESENTED TO

Dr. NIKITA PAWAR

FOR CONTRIBUTING AS SCIENTIFIC SESSION CHAIRPERSON & SHARING HIS/HER KNOWLEDGE IN TWO DAYS NATIONAL LEVEL CONFERENCE "PHYSIO CONCLAVE PGI- CHANDIGARH" HELD ON 1ST & 2ND APRIL 2023, ORGANIZESD JOINTLY BY PGIMER PHYSIOTHERAPISTS ASSOCIATION & MAHARISHI MARKANDESHWAR (DEEMED TO BE UNIVERSITY) MULLANA, AMBALA.

Dr. Pradip Sarkar
PERESIDENT PPA

Dr. Ajit Kumar
GENERAL SECRETARY PPA

Dr. Upendra Goswami
CHAIRPERSON PPA

MAHARISHI MARKANDESHWAR
(DEEMED TO BE UNIVERSITY)
Mullana-Ambala, Haryana

Bharati Vidyapeeth (Deemed to be University), Pune

Ministry of Human Resource Development, Govt. of India
'A' Grade University Status
Re-accreditedby NAAC with 'A+ Grade

Estd. 1964
Celebrating 50 and Beyond
BHARATI VIDYAPEETH
Founder Hon. Dr.Patangrao Kadam

COLLEGE OF NURSING, SANGLI.

Certificate of Participation

This is to certify that,

~~Dr./Mr./Ms.~~/Mrs. Nirmala D'Souza from Kaher Ins. Belgavi has participated as ~~Delegate~~ / **Paper Presentor** / ~~Poster Presenter~~ / ~~Evaluator~~ / ~~Resource Person~~ in International Conference on "**Emerging Competencies in Midwifery & Neonatal Practices : The Nursing Perspective**" organized by Bharati Vidyapeeth (Deemed to be University), College of Nursing, Sangli, heldon 11th & 12th January 2023.

(1st PRIZE FOR PAPER PRESNTATION)

Dr. (Mrs.) Vijaya Kumbhar
Organising Secretary.
BVDU,CON, Sangli.

Dr. (Mrs). Nilima R. Bhore
Dean Faculty of Nursing & Principal
Organising Chairperson BVDU,CON,Sangli

Dr. H. M. Kadam
Honorary Regional Director
Bharati Vidyapeeth Regional Office, Sangli.

Bharati Vidyapeeth (Deemed to be University), Pune

Ministry of Human Resource Development, Govt. of India
'A' Grade University Status
Re-accreditedby NAAC with 'A+ Grade

Celebrating and Beyond BHARATI VIDYAPEETH

COLLEGE OF NURSING, SANGLI.

• Certificate of Participation •

This is to certify that,

Dr./Mr./~~Ms./Mrs.~~ Jagadeesh G.H. from KLE's CON. Belgavi has participated as **Delegate / Paper Presentor / ~~Poster Presenter~~ / ~~Evaluator~~ / ~~Resource~~ Person** in International Conference on **"Emerging Competencies in Midwifery & Neonatal Practices : The Nursing Perspective"** organized by Bharati Vidyapeeth (Deemed to be University), College of Nursing, Sangli, heldon 11th & 12th January 2023.

(3rd PRIZE FOR PAPER PRESENTATION)

Dr. (Mrs.) Vijaya Kumbhar
Organising Secretary.
BVDU,CON, Sangli.

Dr. (Mrs). Nilima R. Bhore
Dean Faculty of Nursing & Principal
Organising Chairperson BVDU,CON,Sangli

Dr. H. M. Kadam
Honorary Regional Director
Bharati Vidyapeeth Regional Office, Sangli.

Bharati Vidyapeeth (Deemed to be University), Pune

Ministry of Human Resource Development, Govt. of India
'A' Grade University Status
Re-accreditedby NAAC with 'A+ Grade

Estd. 1964
Celebrating 50 and Beyond
BHARATI VIDYAPEETH
Founder Hon. Dr.Patangrao Kadam

COLLEGE OF NURSING, SANGLI.

Certificate of Participation

This is to certify that,

Dr./Mr./Ms./Mrs. Umesh Nandgoan from KLE'S, CON, Belgavi has participated as **Delegate / Paper Presentor / Poster Presenter / Evaluator / Resource Person** in International Conference on "**Emerging Competencies in Midwifery & Neonatal Practices : The Nursing Perspective**" organized by Bharati Vidyapeeth (Deemed to be University), College of Nursing, Sangli, heldon 11th & 12th January 2023.

(1st PRIZE FOR POSTER PRESENTATION)

Dr. (Mrs.) Vijaya Kumbhar
Organising Secretary.
BVDU,CON, Sangli.

Dr. (Mrs). Nilima R. Bhore
Dean Faculty of Nursing & Principal
Organising Chairperson BVDU,CON,Sangli

Dr. H. M. Kadam
Honorary Regional Director
Bharati Vidyapeeth Regional Office, Sangli.

IAP-NNF
Neonatal Resuscitation Program

First Golden Minute Project

CERTIFICATE

This is to certify that Dr./Mr./Mrs./Ms.

Mrs. Asha Bhat ..... has participated as a '**Faculty**'

in the **Basic NRP Provider Course of the IAP-NNF Neonatal Resuscitation Program First Golden Minute Project**

held on **4th February 2023** at **JNMC, Belagavi, Karnataka.**

Dr. Upendra S. Kinjawadekar	Dr. G. V. Basavaraja	Dr. Remesh Kumar R.	Dr. Vineet K. Saxena	Dr. S. S. Kamath	Dr. C. P. Bansal	Dr. Somashekhar Nimbalkar	Dr. Vikas Goyal	Dr. Praveen Kumar	Dr. Surender Singh Bisht Kumar	Lead Instructor	Course Coordinator
IAP President 2023	IAP President 2024	IAP President 2022	Hon. Secretary General 2022-2023	Chairperson, IAP NRP FGM	Chairperson, IAP NRP FGM	National Coordinator, IAP NRP FGM	National Coordinator, IAP NRP FGM	NNF President	NNF Secretary		

Partner Organizations:
Latter Day Saints Charities (LDSC), The Federation of Obstetric and Gynecological Societies of India (FOGSI), Society of Midwives of India (SOMI), Trained Nurses Association of India (TNAI)

Under Academic Grant from Johnson & Johnson



MANIPAL COLLEGE OF NURSING
MANIPAL
(A constituent unit of MAHE, Manipal)

DEPARTMENT OF BIOTECHNOLOGY

CERTIFICATE

Presented to

MRS. VAISHALI BAGEWADI

for the **First Prize** in **oral presentation** titled

Effects of Malnutrition among urban under-five children : a cross sectional study. (ONSITE)

during the National Conference on

Integration of Genomics in Nursing and Healthcare Practice (Hybrid mode)

held on 16th & 17th February 2023

Dr Shashidhara Y N
Convenor

Dr Judith A Noronha
Organizing Chairperson

MANIPAL COLLEGE OF NURSING
MANIPAL
(A constituent unit of MAHE, Manipal)

भारत सरकार GOVERNMENT OF INDIA विज्ञान और प्रौद्योगिकी मंत्रालय MINISTRY OF SCIENCE AND TECHNOLOGY
जैवप्रौद्योगिकी विभाग
DEPARTMENT OF **BIOTECHNOLOGY**

CERTIFICATE

Presented to

Mrs. Shubharani S Muragod

for the **Second Prize** in **oral presentation** titled

Prevalence and risk factors of premenstrual syndrome among adolescence (Online)

during the National Conference on

Integration of Genomics in Nursing and Healthcare Practice (Hybrid mode)

held on 16th & 17th February 2023

Shashidhara YN

Dr Shashidhara Y N
Convenor

Dr Judith A Noronha
Organizing Chairperson

INTERNATIONAL INSTITUTE OF EDUCATION & MANAGEMENT

ASIA PACIFIC EDUCATION EXCELLENCE AWARD

Certificate of Excellence

Presented to

Dr. SANGEETA N. KHARDE

VICE PRINCIPAL

PROF & HOD , DEPT. OF OBG NURSING KAHER INSTITUTE OF NURSING SCIENCES

BELAGAVI, KARNATAKA

FOR YOUR OUTSTANDING ACHIEVEMENTS AND REMARKABLE ROLE IN THE FIELD OF EDUCATION

at New Delhi on 13th April, 2023

O.P. Saxena (President -All India Lawyers Forum)

Chairman

भारतीय उपचर्या परिषद्
आठवाँ तल, एनबीसीसी सेन्टर, प्लॉट न. 2, कम्यूनिटी
सेन्टर, ओखला फेज–1, नई दिल्ली – 110020

INDIAN NURSING COUNCIL
8th Floor, NBCC Centre, Plot No. 2, Community Centre
Okhla Phase-I, New Delhi - 110020

स्वास्थ्य एवं परिवार कल्याण मंत्रालय के तहत सांविधिक निकाय
Statutory Body under the Ministry of Health & Family Welfare

File No. : 20-317/2023-INC **Date: 26-05-2023**

To,

The Principal
K L E Society's College Of Nursing, Nehru Nagar,
Belgaum-10 Karnataka

Sub : Inspection of College of Nursing in **Maharashtra**

Sir/Madam,

Dr. Ashok Kamat has been selected as an ad-hoc inspector to conduct the inspection in **Maharashtra** state. The inspection starts from **09-06-2023 to 14-06-2023**. He/She may be relived in time to conduct the inspection.

This issues with the approval of the Competent Authority.

Yours Faithfully

(K.S.Bharati)
Joint Secretary

Copy for information and necessary action to:-

Dr. Ashok Kamat
Professor
K L E Society's College Of Nursing, Nehru
Nagar, Belgaum-10 Karnataka

Signature valid
Yours faithfully
Digitally Signed by K S Bharati
Joint Secretary(INC)
Date : 26/05/2023 18:14:38 IST
Location : New Delhi

भारतीय उपचर्या परिषद्
आठवाँ तल, एनबीसीसी सेन्टर, प्लॉट न. 2, कम्यूनिटी
सेन्टर, ओखला फेज–1, नई दिल्ली – 110020

INDIAN NURSING COUNCIL
8th Floor, NBCC Centre, Plot No. 2, Community Centre
Okhla Phase-I, New Delhi - 110020

स्वास्थ्य एवं परिवार कल्याण मंत्रालय के तहत सांविधिक निकाय
Statutory Body under the Ministry of Health & Family Welfare

File No. : 20-316/2023-INC **Date: 08-05-2023**

To,

The Principal
K L E Society's College Of Nursing Nehru Nagar,
Belgaum-590 010 Karnataka

Sub : Inspection of College of Nursing in **Maharashtra**

Sir/Madam,

Prof. (Mrs.) Preeti R Bhupali has been selected as an ad-hoc inspector to conduct the inspection in **Maharashtra** state. The inspection starts from **22-05-2023 to 27-05-2023**. He/She may be relived in time to conduct the inspection.

This issues with the approval of the Competent Authority.

Yours Faithfully

(K.S.Bharati)
Joint Secretary

Copy for information and necessary action to:-

Prof. (Mrs.) Preeti R Bhupali
Asstt. Professor
K L E Society's College Of Nursing Nehru
Nagar, Belgaum-590 010 Karnataka

Signature valid
Yours faithfully
Digitally Signed by K S Bharati
Joint Secretary(INC)
Date : 08/05/2023 10:24:26 IST
Location : New Delhi

B.L.D.E. ASSOCIATION'S

SHRI B. M. PATIL INSTITUTE OF NURSING SCIENCES, VIJAYAPUR

In Association With

Rajiv Gandhi University of Health Sciences, Bengaluru

Organizes

NATIONAL CONFERENCE

CERTIFICATE OF APPRECIATION

This is to certify that

VIRUPAKSHAPPA. A. SAVADI

Has presented Paper / Poster and Secured 1 Prize in the National Conference on "Evidence Based Practice in Pediatric and Neonatal Care: Challenges in Current Research, Opportunities, and the Role of Research Scholars"

Title "Determinants of growth & development in under five rural children: a cross sectional study."

Held on 23rd June 2023, Friday

KSNC Credit Points Awarded 8

Dr. Kavitha K
Organizing Secretary

Prof. Jayashree Itti
KSNC Observer

Dr. Shalmon S Chopade
Principal / Organizing Chairperson

B.L.D.E. ASSOCIATION'S

SHRI B. M. PATIL INSTITUTE OF NURSING SCIENCES, VIJAYAPUR

In Association With

Rajiv Gandhi University of Health Sciences, Bengaluru

Organizes

NATIONAL CONFERENCE

CERTIFICATE OF APPRECIATION

This is to certify that

Mrs. PRIYANKA. G.

Has presented Paper / Poster and Secured II Prize in the National Conference on "Evidence Based Practice in Pediatric and Neonatal Care: Challenges in Current Research, Opportunities, and the Role of Research Scholars"

Held on 23rd June 2023, Friday

KSNC Credit Points Awarded 8

Topic

" Evidence based practice in Neonatal nursing"

Dr. Kavitha R	Prof. Jayashree Itti	Dr. Shalmon S Chopade
Organizing Secretary	KSNC Observer	Principal / Organizing Chairperson

B.L.D.E. ASSOCIATION'S

SHRI B. M. PATIL INSTITUTE OF NURSING SCIENCES, VIJAYAPUR

In Association With

Rajiv Gandhi University of Health Sciences, Bengaluru

Organizes

NATIONAL CONFERENCE

CERTIFICATE OF APPRECIATION

This is to certify that

Topic

"Evidence based practice in Neonatal Nursing"

Mr. Umesh Nandgaon

Has presented Paper / Poster and Secured II Prize in the National Conference on "Evidence Based Practice in Pediatric and Neonatal Care: Challenges in Current Research, Opportunities, and the Role of Research Scholars"

Held on 23rd June 2023, Friday

KSNC Credit Points Awarded 8

Dr. Kavitha K
Organizing Secretary

Prof. Jayashree Itti
KSNC Observer

Dr. Shalmon S Chopade
Principal / Organizing Chairperson

SRI SATHYA SAI UNIVERSITY FOR HUMAN EXCELLENCE
Sri Sathya Sai Vidyaniketanam, Navanihal, Okali Post,
Kamalapur Taluk, Kalaburagi District, Karnataka – 585313
+91 78990 00030 info@sssuhe.ac.in sssuhe.ac.in

SSSUHE/RAO/BOS/23-24/01 **Date: 21 June 2023**

To,

Dr. Preety Bhupali,
Prof. Dean of Faculty of Nursing,
KAHER, Institute of Nursing Sciences,
Nehru Nagar Belagavi - 590010.

Respected Madam,

Sub: Invitation for membership in Board of Studies for BSc in Nursing

It is a pleasure to inform you that the Sri Sathya Sai University for Human Excellence is a newly established State Private University and its operating since April 2019. The University envisions to blend academic excellence with spiritual growth with its unique integrated values-based education system (www.sssuhe.ac.in).

The University is in the process of formalizing its undergraduate programme of study in Nursing. In this regard, we are honoured to invite you as a member of the Board of Studies (BoS) for BSc in Nursing. It is a unique programme of study based on Indian Context and Values.

We request you to kindly accept our invitation and be a part of the University academic body for a period of **two years**. Looking forward to your kind acceptance of the same.

The details of the upcoming BoS meeting for BSc in Nursing are as follows:

Date: Friday, 23rd June 2023
Time: 5:30 PM to 7:30 PM
Venue: Virtual Platform (Google Meet)

Sitting allowance for this meeting will be applicable as per the University norms.

Thanking you.

With regards,

Sri Sathya Sai University for Human Excellence NAVANIHALA Tq. Kamalapur Dist. Kalaburagi

Dr. D Hanumanth Rao Naidu
Registrar Administration I/C

Copy to:

1) Vice Chancellor, Sri Sathya Sai University for Human Excellence
2) Finance Officer, Sri Sathya Sai University for Human Excellence

Certificate of Review

Journal of Health and Allied Sciences NU wishes to acknowledge and thank Mrs Asha Bhat and present this certificate as a token of appreciation

Mrs Asha Bhat

Reviewed

Effectiveness of Hand and Foot Massage in Reducing Post-Operative Pain in Caesarean Mothers

2023-08-06

Certificate authorization ID
8438d1ac70-2416b10adf

Journal of Health and Allied Sciences NU

Thieme

Society of Midwives (India)

(Regd. No- 9701-2000)

Flat No.-215, Amrutha Ville Apts., Raj Bhavan Road, Somajiguda, Hyderabad-500082.

Ph: +91-40-2341 1924, Email: midwivesindia@gmail.com, Website- www.midwivesindia.in

President
Usha Ukande
RN., RM., PhD
usha_mullick@yahoo.com
9425438183

Vice President
Jashu Patidar
RN., RM., M.Sc. (N)
jspatidar@yahoo.com
9313879046

General Secretary
Asha V. Bhat
RN., RM., M.Sc. (N)
ashabhat1978@gmail.com
9731868242

Joint Secretary
Shanthi Victoria Rani
RN., RM., B. Sc (N)
apsvrd@gmail.com
7569460416

Treasurer
Padma Allam
RN., RM., GNM
allampadma53@gmail.com
986005326

Governing Council
M.Prakasamma
Bandana Bhattacharya
Bandana Das
Manonmani Venkat

Date: 1st August 2023

LETTER OF APPOINTMENT

To

Mrs. Asha Bhat
Associate Professor
KAHER INS, Belagavi
Karnataka

Dear Asha

As per the AGM Held on 17th March 2023 at Lucknow, during 16th National conference, you have been elected for the post of **General Secretary** for **Society of Midwives India (SOMI).** You will take charge as general secretary with effect from 1st August 2023 for further four years.

Congratulations and all the best for your future endeavors

.

President
Usha Ukande

Certificate of Review

Journal of Health and Allied Sciences NU wishes to acknowledge and thank Mrs Asha Bhat and present this certificate as a token of appreciation

Mrs Asha Bhat

Reviewed

A CORRELATION STUDY ON BODY IMAGE ACCEPTANCE AND SELF-ESTEEM AMONG YOUNG ADULTS IN A SELECTED NURSING COLLEGE AT MANGALURU

2023-06-22

Certificate authorization ID
5ecf56e2bc-0eb17c2339

Journal of Health and Allied Sciences NU

Thieme

GOVERNMENT COLLEGE OF NURSING, HUBBALLI

KARNATAKA INSTITUTE OF MEDICAL SCIENCES

Best Poster Presentation Award

This to certify that Mr. Amey. Khandle

has participated in poster presentation in National level workshop on

"Current innovations in administration of Nursing services and education"

Organized by Government College of nursing KIMS, Hubballi on 30th September 2023.

Theme "Current innovations in administration of Nursing services and education" and awarded IInd *prize.*

Dr. Ramalingappa Antartani	Prof. Annapurna G.G	Prof. Jyoshnna. B
Director	Organizing chairperson	Organizing secretary

GOVERNMENT COLLEGE OF NURSING, HUBBALLI

KARNATAKA INSTITUTE OF MEDICAL SCIENCES

Certificate Of Participation

This certificate is awarded to, Mr. Amey. M. Khande

For participating in National level workshop on "Current innovations in administration of Nursing services and education" organized by Government college of Nursing KIMS-Hubballi on 30th September 2023.

KSNC Credit Points 8

Dr. Ramalingappa Antartani	Prof. Annapurna G.G	Prof. Jyoshnna. B
Director	Organizing chairperson	Organizing secretary

भारतीय उपचर्या परिषद्
आठवाँ तल, एनबीसीसी सेन्टर, प्लॉट न. 2, कम्यूनिटी
सेन्टर, ओखला फेज–1, नई दिल्ली – 110020

INDIAN NURSING COUNCIL
8th Floor, NBCC Centre, Plot No. 2, Community Centre
Okhla Phase-I, New Delhi - 110020

स्वास्थ्य एवं परिवार कल्याण मंत्रालय के तहत सांविधिक निकाय
Statutory Body under the Ministry of Health & Family Welfare

File No. : 20-322/2023-INC **Date: 06-10-2023**

To,

The Principal
K L E Society's College Of Nursing, Nehru Nagar,
Belgaum-10 Karnataka

Sub : Inspection of College of Nursing in **Madhya Pradesh**

Sir/Madam,

Dr. Ashok Kamat has been selected as an ad-hoc inspector to conduct the inspection in **Madhya Pradesh** state. The inspection starts from **16-10-2023 to 21-10-2023**. He/She may be relived in time to conduct the inspection.

This issues with the approval of the Competent Authority.

Yours Faithfully

(K.S.Bharati)
Joint Secretary

Copy for information and necessary action to:-

Dr. Ashok Kamat
Professor
K L E Society's College Of Nursing, Nehru
Nagar, Belgaum-10 Karnataka

Signature valid
Yours faithfully
Digitally Signed by K S Bharati
Joint Secretary(INC)
Date : 06/10/2023 16:10:23 IST
Location : New Delhi

BHARATI VIDYAPEETH (DEEMED to be UNIVERSITY)
COLLEGE OF NURSING, NAVI MUMBAI

" NATIONAL WEBINAR "

ORGANIZED BY IQAC CELL & DEPARTMENT OF OBGY & PEDIATRIC NURSING

CERTIFICATE OF APPRECIATION

PRESENTED TO

Mrs. Asha Bhat

In Recognition of outstanding contribution as a keynote Speaker of the Presentation entitled ***"Antenatal Care "*** *in National Webinar*

" Comprehensive Maternal Nursing Care : an Evidence Based Approach"

on 05th & 06th October 2023.

PROF. MRS. VAISHALI JADHAV
ORGANIZING CHAIR PERSON
& PRINCIPAL



BELAGAVI INSTITUTE OF MEDICAL SCIENCES

COLLEGE OF NURSING

DR. B R Ambedkar Road BIMS Campus Belagavi- 590001

(In association with KSNC, RGUHS Bengaluru and TNAI New Delhi)

Email. bimsnursingnationalconference@gmail.com Office No - 08312491391

NATIONAL CONFERENCE *On*

Nursing Professionals towards Legalistic Orientation

–An Odyssey through Forensics

Certificate

This is to certify Mr/Mrs/Miss Umesh Nandagaon *has*

Presented ~~Paper~~/Poster titled Forensic Nurses Role in Emergency Management and won Best Poster award - 1st Prize

in the national conference on Nursing Professionals towards Legalistic Orientation - An Odyssey through Forensics, Held on 17th and 18th November 2023.

Organised by College of Nursing BIMS Belagavi.

Mr. Sachin Paramashetti	**Mr. Prakash Kodli**	**Mr. Namdev Malagi**	**Dr. Ashok Kumar Shetty**
Assistant Professor	*Principal GSON*	*Principal GCON*	*Dean & Director*
Organizing Secretary	*Co-Chairperson*	*Chairperson*	



BELAGAVI INSTITUTE OF MEDICAL SCIENCES

COLLEGE OF NURSING

DR. B R Ambedkar Road BIMS Campus Belagavi- 590001

(In association with KSNC, RGUHS Bengaluru and TNAI New Delhi)

Email. bimsnursingnationalconference@gmail.com Office No - 08312491391

NATIONAL CONFERENCE *On*

Nursing Professionals towards Legalistic Orientation

–An Odyssey through Forensics

Certificate

This is to certify Mr/Mrs/Miss Umesh Nandagaon *has*

Participated as a delegate in the national conference on Nursing Professionals towards Legalistic Orientation-An Odyssey through Forensics, held on 17th and 18th November 2023. Organised by College of Nursing BIMS Belagavi.

_____ *credit hours has been awarded from KSNC Benguluru.*

Mr. Sachin Paramashetti	**Mr. Prakash Kodli**	**Mr. Namdev Malagi**	**Dr. Ashok Kumar Shetty**
Assistant Professor	*Principal GSON*	*Principal GCON*	*Dean & Director*
Organizing Secretary	*Co-Chairperson*	*Chairperson*	

Since 1916

Himalaya BabyCare

KLE SOCIETY'S INSTITUTE OF NURSING SCIENCES, GOKAK.

Society of Midwives India & Supported by Himalaya Baby Care

Certificate of Participation

This is to Certify that Dr/Ms/Mr. Asha Bhat ..... has been a Resource Person / ~~Chair Person~~ / ~~Organizer~~ / ~~Delegate~~ ~~for the~~ ~~Symposium~~ on **"Essential New Born Care"** held on 21st November 2023

Dr. Iranna A. Kajagar
Principal KLE'S INS Gokak

Dr. Usha Ukande
President, SOMI

Mrs. Asha Bhat
General Secretary, SOMI

THE SCIENTIFIC TEMPER

A Peer-reviewed Multidisciplinary International Research Journal Published Since 2010; Indexed in Scientific Indexing Services, Tx, USA; Clarivate Analytics, Zoological Records, London. Crossref; Google Scholar; Included in the Web of Science Master Journal List, UGC CARE-II.
https://www.scientifictemper.com

DR. SANGEETA N. KHARDE
PROFESSOR & HOD,
DEPT. OF OBG NURSING,
KLEU'S INSTITUTE OF NURSING SCIENCES, BELGAUM.

Dear Dr Sangeeta,

Thank you very much for giving your kind consent, on our request, to agree for the conduction of the role of Associate Editor, The Scientific Temper.

Kindly accept our heartfelt indebtedness to you for your this gesture. Your esteemed association with the journal will definitely help the research and researchers alike for improving the quality, originality and innovative insights in the publications to come.

The above position is purely honorary and therefore, no financial or otherwise incentives are associated with it.

With regards,
Faithfully yours,

P.N.Tripathi, PhD, FIASc
Editor-in-Chief
The Scientific Temper
27-11-2023

KARNATAKA QUALIFIED HOMOEOPATHIC DOCTORS ASSOCIATION ®

Serving Humanity & Spreading Homoeopathy

Presents

Homoeo – Acharya 2023 Award

to



Prof. Dr. Mukund Anant Udachankar

Principal, KLE Homoeopathic Medical College,
Belagavi

This plaque of recognition is presented for his contribution to the Homoeopathic fraternity, serving as Principal KLE Homoeopathic Medical College, Belagavi, and imparting Homoeopathy knowledge to students for the last 35 yrs, Also serving as Senate member of RGUHS. Presented many scientific papers in National and International Homoeopathic forums, edited many Homoeopathic magazines. A person with a pleasant Smile always.

Prof Dr BD Patel	Prof Dr Shreepad Hegde	Dr Chiranth	Prof Dr HL Swamy
Patron	President	Secretary	Chairman

IAC-KCCON 2023

8th ANNUAL CONFERENCE OF INDIAN ASSOCIATION OF CYTOLOGISTS-KARNATAKA CHAPTER

Organised by: Department of Pathology KIMS Hubballi and SDMCMSH Dharwad
in association with ACPM HUBBALLI -DHARWAD

CERTIFICATE

This is to certify that

Dr. **GANGA PILLAI**

has participated as a **JUDGE for PAPER presentation** in the 8th Annual Conference of Indian Association of Cytologists-Karnataka Chapter **(IAC-KCCON 2023)**

held on 3rd and 4th of November 2023 at KIMS, Hubballi

LT COL DR U S DINESH	DR PURUSHOTHAM REDDY	DR MURALIDHAR R RAO	DR ANITA P JAVALGI
President IAC- KC Organising Chairman IAC-KCCON	Organising Secretary IAC-KCCON	KMC Observer IAC-KCCON	Secretary IAC-KC

Scanned with OKEN Scanner

GOVERNMENT OF KARNATAKA
HEALTH & FAMILY WELFARE SERVICE
OFFICE OF THE JOINT DIRECTOR (TB), LADY WILLINGDON STATE TB CENTRE, 2nd FLOOR,
AROGYA SOUDHA, 1st CROSS, MAGADI ROAD, BENGALURU-560023

No: LWSTC/NTEP/PPM/01/2022-23 Date: 15/04/2023

This is to inform you that following office bearers for State Task Force Tuberculosis have been elected in the State Task Force Meeting held on 07.02.2023 in Arogya Soudha, Bengaluru, Karnataka.

S.No	Name and Address	Position
1.	Dr. Saurabh Kumar, Professor, Department of Community Medicine, Jagaduru Gangadhar Mahaswamigalu Moorusavirmath Medical College(JGMMMC) Hubballi Email: docsaurabh777@gmail.com Mobile: 7026288455	State Task Force Chair
2.	Dr. Akshaya K M, Professor, Department of Community Medicine, Yenepoya Medical College, Mangalore Email: docakshay@gmail.com Mobile: 9482984898	State Operational Research Chair
3.	Dr. Nagabhushan S, Associate Professor, Department of Microbiology, Sapthagiri Institute of Medical Sciences, Bengaluru Email: drbhush@gmail.com Mobile: 9110699811	STF Vice Chair, Bengaluru Zone
4.	Dr. Mamtha V, Assistant Professor, Department of Microbiology, St. Johns Medical College, Bengaluru Email: mammusmile@gmail.com Mobile: 9844083953	STF Vice Chair, Bengaluru Zone
5.	Dr. Ramachandra Kamath, Professor & HOD, Department of Community Medicine, Kodagu Institute of Medical Sciences, Kodagu Email: ramymarne@gmail.com Mobile: 9686694425	STF Vice Chair, Mysuru Zone

*STF Vice Chairs of Other Zones will be elected in the next STF Meeting.

Joint Director (TB) 15/4/23

Copy to,

1. All District Health and Family Welfare Officer, karnataka, for information.
2. All Deputy Director & Senior Specialist, LWSTC, Bengalore for information.
3. All District TB Officers, Karnataka.
4. All Dean/Principal/Nodal Officers Medical College, Karnataka, for information.
5. Dr. Saurabh Kumar, Professor, Department of Community Medicine, JGMMMC Hubballi, State Task Force Chair for information.
6. Dr. Akshaya K M, Prof, Community Medicine , YMC Mangaluru, State OR Chair committee, for information.
7. Office copy.

IAC-KCCON 2023

8th ANNUAL CONFERENCE OF INDIAN ASSOCIATION OF CYTOLOGISTS-KARNATAKA CHAPTER

Organised by: Department of Pathology KIMS Hubballi and SDMCMSH Dharwad
in association with ACPM HUBBALLI -DHARWAD

CERTIFICATE

This is to certify that

Dr. **NAGARAJ T S**

has participated as a **JUDGE for PAPER presentation** in the 8th Annual Conference of Indian Association of Cytologists-Karnataka Chapter **(IAC-KCCON 2023)**

held on 3rd and 4th of November 2023 at KIMS, Hubballi

LT COL DR U S DINESH	DR PURUSHOTHAM REDDY	DR MURALIDHAR R RAO	DR ANITA P JAVALGI
President IAC- KC Organising Chairman IAC-KCCON	Organising Secretary IAC-KCCON	KMC Observer IAC-KCCON	Secretary IAC-KC

49th ANNUAL CONFERENCE OF THE KARNATAKA CHAPTER
INDIAN ASSOCIATION OF PATHOLOGISTS AND MICROBIOLOGISTS (KCIAPM)

KAPCON 2023

"Bridge to the Future"

CERTIFICATE OF APPRECIATION

THIS CERTIFICATE IS PRESENTED TO

DR. RANJANA RANADE

for **judging** the **Scientific Sessions** as a part of **KAPCON 2023**

at the **49th Annual State Conference of the Karnataka Chapter - Indian Association of Pathologists and Microbiologists (KCIAPM)** held between **05th - 08th October 2023** at **Father Muller Convention Center, Mangaluru.**

We appreciate your contribution to the success of this conference.

Dr. Suresh Hanagavadi Hon. President, KCIAPM	**Dr. Aditya Agnihotri** Hon. Secretary, KCIAPM	**Dr. Umashankar. T** Organizing Chairperson	**Dr. Jayaprakash CS** Scientific Chairperson & Organizing Co-Chairperson	**Dr. Nisha J Marla** Organizing Secretary

9th INCPT AIIMS-2023

9th International Conference of Physical Therapy- AIIMS 2023

Organized By: Physiotherapy Unit, Department of Anaesthesiology, Pain Medicine and Critical Care, AIIMS, New Delhi

PRE CONF. WORKSHOP 22nd DEC 2023

Venue: All India Institute of Medical Sciences(AIIMS), New Delhi

NATIONAL PRE-CONFERENCE WORKSHOPS



TOPIC

Hands on Workshop on Differential Diagnosis and Reconceptualization of Pain: Integrating pain Science into clinical Practice



Dr. Rinkle Malani
Prof & DirectorMGM School of Physiotherapy Aurangabad, Maharashtra

Dr. Prashant Mukkannavar
Professor & Principal
K. L. E College of Physiotherapy, Hubbali -Bengaluru

WORKSHOP CODE	DATE & TIME	COURSE FEE (INR)	SEATS
NR 5	22nd Dec, 2023 (1 Day) 10:00am - 5:00pm	2000/-	40

PAYMENT DETAILS

Direct money transfers to the Bank Account no. **42158608007** by using National **SBIN0001536**

International **SBININBB545** swift code

*Payment can be made by Multicity Cheque/Draft/Cash/Money Transfer through QR Code.
Payment made by Cheque/Draft should be drawn in favour of "INCPT AIIMS 2023" payable at New Delhi.

Physiotherapy Room, 8th Floor, AB-8, Main Building Department of Anaesthesiology, Pain Medicine and Critical Care, AIIMS, New Delhi-110029
Mobile: 9811914068, 9013335865, 9811741421, 8368985978, 9312619685
Email: incptaiims2023@gmail.com, Website: www.incptaiims.org, www.aiims.edu/events

9th INTERNATIONAL CONFERENCE OF PHYSICAL THERAPY- AIIMS 2023

Organized by

PHYSIOTHERAPY UNIT, DEPARTMENT OF ANAESTHESIOLOGY PAIN MEDICINE & CRITICAL CARE,
AIIMS, ANSARI NAGAR, NEW DELHI – 110029

VENUE: JAWAHAR LAL AUDITORIUM, AIIMS, NEW DELHI

THEME: INNOVATION AND INTEGRATION: SHAPING THE FUTURE OF GLOBAL PHYSICAL THERAPY

PATRON
PROF. LOKESH KASHYAP
HoD, Department of Anaesthesiology Pain Medicine & Critical Care, AIIMS

CHAIRPERSON
SMITA DAS
Chief Physiotherapist
Department of PMR
AIIMS

ORGANIZING SECRETARY
ARUSHI KAUL SARAF

TREASURER
SHAILESH KUMAR SINGH
PINTU KUMAR

JOINT ORGANIZING SECRETARIES
DR. RAJEEV AGGARWAL
PRABHAT RANJAN
MAYANK GARG

To
Dr.Prashant Mukkannawar
Professor & Principle KLE College of
Physiotherapy, Hubbai Bengaluru

Subject: Invitation to 9th International Conference of Physical Therapy 2023 as a resource person for the pre conference workshop on 22nd of December and as a Guest Speaker

We extend our heartfelt invitation to you as the esteemed Head of the Department of at AIIMS, New Delhi, to join us for this prestigious event. The conference, themed 'Innovation Integration: Shaping the Future of Global Physiotherapy,' is scheduled to take place from 23rd to 24th December 2023, with pre-conference workshops on 22nd December 2023 and a post-conference workshop on 25th December 2023, all hosted at the J.L Auditorium, AIIMS.

Your presence as a distinguished Resource Person will undoubtedly add value to our conference, providing insight and perspective of Professionals

We believe that your involvement will contribute significantly to the success of the conference and foster collaboration among professionals. We look forward to the honor of your presence and appreciate your consideration of this invitation.

Thank you for your time and support

Warm Regards

Arushi Kaul

Arushi Kaul Saraf
Organising Secretary
INCPT AIIMS 2023

KAHER's KLE COLLEGE OF PHYSIOTHERAPY
HUBBALLI-28.

INWARD No: 435	DATE: 8/12/23
N.S. [illegible]	for [illegible]
INWARD CLERK	PRINCIPAL

Conference Secretariat: Physiotherapy Room, AB-8, 8th Floor
Department of Anaesthesiology Pain Medicine & Critical Care, AIIMS, New Delhi-110029.
Email: incptaiims2023@gmail.com
Website – www.incptaiims.org , www.aiims.edu/events
Mobile: 9811914068, 9013335865, 9312619885, 9811741421, 08368985978

9th International Conference of Physical Therapy (INCPT)- AIIMS 2023

Theme: Innovation and Integration: "Shaping The Future of Global Physical Therapy"

SCIENTIFIC PROGRAM (Day-1)

JLN AUDITORIUM 23rd December, 2023 Saturday **CONFERENCE HALL**

08:00-09:00	Registration
09:00-09:10	**Welcome Address:** Organizing Chairperson

SESSION-1 (Key note speakers)		
09:10-09:40	Evidence based Physiotherapy for people with spinal cord injuries	**Prof. Lisa Harvey** - Online University of Sydney, Australia
09:45-10:00	Pain Management in Osteoarthritis of Knee	**Prof. Virender Mohan** Department of Anaesthesiology, Pain Medicine & Critical Care, AIIMS, New Delhi
10:05- 10:20	Improving Rehabilitation and Patient-Centered Outcome Using Administrative Data and Electronic Health Record	**Amit Kumar** Assoc. Prof. University of Utah Salt Lake City, USA
10:20- 10:40	Importance of Physiotherapy in Epileptic surgeries	**Prof. Manjiri Tripathi** Department of Neurology, AIIMS, New Delhi

SESSION-2 (Cardio Pulmonary)		
10:50-11:05	Paradoxical Pulse. Is it related to Pulse Rate or Heart Rate	**Mehul Contractor** Academic Director, V. N. Patel Medical Campus, Surat
11:10-11:25	Recent advance on exercise training in ventricular remodeling in myocardial infarction	**Tejas Chokshi** Associate Professor, College of Physiotherapy, Sumandeep Vidyapeeth, Vadodara
11:30- 11:45	ICU Acquired weakness	**Rahul Anand** Addl. Prof. Department of Anaesthesiology, Pain Medicine & Critical Care, AIIMS, New Delhi
11:50- 12:05	Early Mobility in Critical Care: How Soon & How Much?	**Vandana Dua** Physiotherapist, Department of Neurology AIIMS Delhi
12:10- 12:25	Reviewing the results of systematic review on Impact of "exercise training duration" on obesity and cardiometabolic biomarkers	**Prof. Richa H Rai** School of Physiotherapy, Delhi Pharmaceutical Sciences and Research University
12:30- 12:45	Role of Respiratory Physiotherapist in decreasing the burden of Chronic Respiratory Diseases in India	**Dr Sumanta Ghosh** Founder Healthspecifics, New Delhi
12:45	**MOVE TO AUDITORIUM INAUGURATION FOLLOWED BY LUNCH**	

SESSION-3 (Musculoskeletal-1)		
10:50-11:05	Chronic low back pain and psychosocial issues	**Rinkle Malani** Prof & Director, MGM School of Physiotherapy Aurangabad, Maharashtra
11:10-11:25	Differential diagnosis of ligamentous injury of knee joint	**Mallika Makwana** Asst. Prof VN Patel Medical Canmpus, Surat Gujarat
11:30- 11:45	Efficacy of Shockwave therapy in Frozen shoulder	**Prof. Shahiduz Zafar** PhD,. MPT (Sports Medicine) Galgotia University, Greater Noida
11:50- 12:05	Making Sense of Low back pain: A Patient-Centered Approach to pain management"	**Prof [illegible]** Principal K. L. E College of Physiotherapy Hubballi Karnataka
12:10- 12:25	Cross Cultural adaptation, translation and Psychometric Analysis of Foot Function Index in Hindi India	**Prof Mohammad Sidiq** Assoc. Prof. Dept. of Physiotherapy, Galgotia University, Greater Noida
12:30- 12:45	Evidence based physiotherapy for Adolescent Idiopathic Scoliosis	**Dr. Tabish Fahim** PhD, MPT (Sports Medicine) Prof. MGMIHS, Aurangabad Maharashtra
12:45	**MOVE TO AUDITORIUM INAUGURATION FOLLOWED BY LUNCH**	

JSS MAHAVIDYAPEETHA
JSS COLLEGE OF PHYSIOTHERAPY
M.G. Road, Mysore-570 004
Accredited 'B+' Grade by NAAC

0821-2548368 (Hospital) 0821-2548234, jscpt@jssonline.org www.jssphysiotherapy.edu.in

Ref.No: JSS-CPT/ 381 /2023-24 Date: 08-08-2023

Dear Dr. Prashant Mukkannavar

Greetings from JSS College of Physiotherapy, Mysuru, Karnataka!

Our college is entering its silver jubilee year. At this juncture, we plan to conduct a symposium with eminent personalities in Physiotherapy from various parts of India. The theme of the symposium is "*Physiotherapy- the future is exciting…*" The symposium is scheduled on 1st September, 2023.

It is my privilege to invite you to this forum as a speaker. We would like you to speak on the topic with reference to "***Physiotherapy In past decade***" aligned to the theme *Physiotherapy- the future is exciting*. The time allotted to you will be 60 minutes, including 10 minutes of discussion. You are also invited as the panelist to the panel discussion at the end of all sessions. I request you to confirm your participation at the earliest.

The travel and accommodation will be provided by the institute. For more clarification, you may contact Vijay Samuel Raj V +91-8123732414 / Sandeep PH +91-9880829065.

With warm regards and anticipating your positive response.

Dr Kavitha Raja
Principal, JSS College of Physiotherapy
Mysuru.

PRINCIPAL
JSS College of Physiotherapy
Ramanuja Road, Mysuru-04

JSS MAHAVIDYAPEETHA

JSS COLLEGE OF PHYSIOTHERAPY

Celebrating 25 Years of Excellence and Service

B+ NAAC

CERTIFICATE OF APPRECIATION

This certificate is presented to

Dr. Prashanth Mukkannavar

for sharing his knowledge as a speaker on
'Physiotherapy in the Past Decade'
at
Symposium 'Physiotherapy - Potential Unlimited'
on
01/09/2023

Steering Committee Member
Dr. Renuka Devi M

Organizing Chairperson
Dr. Kavitha Raja

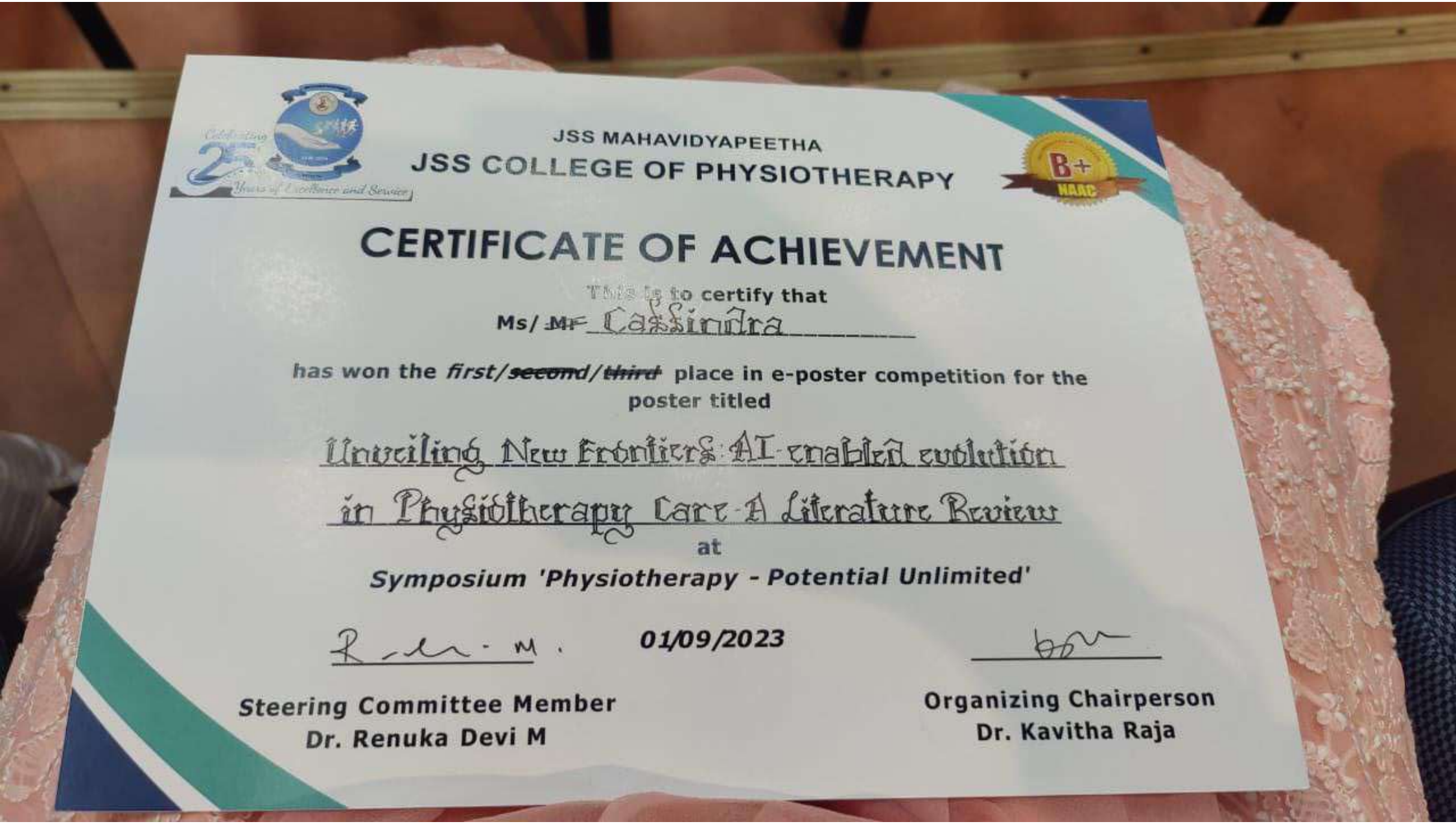

JSS MAHAVIDYAPEETHA

JSS COLLEGE OF PHYSIOTHERAPY

B+ NAAC

CERTIFICATE OF ACHIEVEMENT

This is to certify that

Ms/ ~~Mr~~ Cassiendra

has won the *first/~~second~~/~~third~~* place in e-poster competition for the poster titled

Unveiling New Frontiers: AI-enabled evolution in Physiotherapy Care-A Literature Review

at

Symposium 'Physiotherapy - Potential Unlimited'

R. M. ***01/09/2023***

Steering Committee Member
Dr. Renuka Devi M

Organizing Chairperson
Dr. Kavitha Raja



Journal of Chiropractic Medicine

Certificate of Reviewing

Awarded for 1 review in July 2023
presented to

VEENA BEMBALGI

in recognition of the review contributed to the journal

The Editors of Journal of Chiropractic Medicine

Elsevier Reviewer Recognition

Hubli Education Society's (R)

Sanskaar

ENGLISH MEDIUM SCHOOL

CBSE

Affiliation No. : 830651

Grooming tomorrow's global citizens.

HUBBALLI - 580023



children matter!

We warmly invite you to

SANSKAAR SHODH-2023

SCIENCE EXHIBITION BY KIDS

INAUGURATION at 10.00 a.m by

CHIEF GUESTS :

Smt. Shreedevi Roogi,
Co-Founder Write Your Destiny (WYD) &
Head, Himalaya Space Centre, Hubballi

Dr. Veena Bembalgi, PGDHM, MPT, Ph.D
Professor, KLE College of Physiotherapy, Hubballi.

HONOURABLE JUDGES for SHODH

Dr. Sharada Mattikoppa, PHD, MA, M' Ed
Chairman, Parivarthan P. U. and Degree College, Hubballi

Smt. Raksha Kamat, M.Sc, B.Ed
Shanta Tutorials, Hubballi

In the gracious presence of

Shri. Mahendra H. Singhi
Founder-Chairman, Sanskaar School

Date : 19th November, 2023 Day: Sunday.
Venue : Sanskaar School, Hubballi.

Your Joyful Hosts

Naina P. C.
Principal

Farhana Banu N. Shaha
Coordinator Shodh

Itishree Mohanpuria, X
Minister of Science

Priyanshu Jain, IX
Dy. Minister of Science

Sanskaar Parivaar





ಹುಬ್ಬಳ್ಳಿಯ ಕೇಶ್ವಾಪುರದ ಸಂಸ್ಕಾರ ಶಾಲೆಯಲ್ಲಿ ಆಯೋಜಿಸಿದ್ದ ವಿಜ್ಞಾನ ವಸ್ತು ಪ್ರದರ್ಶನದಲ್ಲಿ ವಿದ್ಯಾರ್ಥಿಗಳು ತಾವು ಪ್ರದರ್ಶಿಸಿದ ಮಾದರಿಯ ಬಗ್ಗೆ ವಿವರಿಸುತ್ತಿರುವುದು.

350 ವಿದ್ಯಾರ್ಥಿಗಳಿಂದ 157 ವಿಜ್ಞಾನ ಮಾದರಿ ಪ್ರದರ್ಶನ

ಹುಬ್ಬಳ್ಳಿ: ಇಲ್ಲಿನ ಕೇಶ್ವಾಪುರದ ಸಂಸ್ಕಾರ ಇಂಗ್ಲಿಷ್ ಮಾಧ್ಯಮ ಶಾಲೆಯಲ್ಲಿ 'ಸಂಸ್ಕಾರ ಶೋಧ-2023' ಎಂಬ ವಿಜ್ಞಾನ ಮಾದರಿ ವಸ್ತು ಪ್ರದರ್ಶನ ಭಾನುವಾರ ನಡೆಯಿತು. ಬಾಲಸಂಸ್ಕಾರ ತರಗತಿಯಿಂದ ಹತ್ತನೇ ತರಗತಿಯವರೆಗಿನ ಒಟ್ಟು 350 ವಿದ್ಯಾರ್ಥಿಗಳು 157 ವಿಜ್ಞಾನ ಮಾದರಿ ವಸ್ತುಗಳನ್ನು ಪ್ರದರ್ಶಿಸುವ ಮೂಲಕ ತಮ್ಮ ಪ್ರತಿಭೆ ಮೆರೆದರು. ಚಂದ್ರಯಾನ-3 ಮಾದರಿ, ರೋವರ್, ಡೈಜೆಸ್ಟಿವ್ ಸಿಸ್ಟಮ್, ಸ್ಮಾರ್ಟ್ ಸ್ಪೆಕ್ಟಾಕಲ್ಸ್, ಸೋಲಾರ್ ಟ್ರೇನ್, ಡ್ರೋಣ ಸೇರಿದಂತೆ ಹಲವಾರು ಮಾದರಿಗಳನ್ನು ಪ್ರದರ್ಶಿಸಿದರು. ಪೋಷಕರು, ಶಿಕ್ಷಕರು, ಶಾಲಾ ಆಡಳಿತ ಮಂಡಳಿಯವರು ಮಕ್ಕಳ ಪ್ರತಿಭೆ ಕಂಡು ಪುಳಕಿತರಾದರು. ವಿಶೇಷವಾಗಿ ಪೋಷಕರು ಸಂಭ್ರಮಿಸಿದರು.

ಮುಖ್ಯ ಅತಿಥಿಯಾಗಿ ಆಗಮಿಸಿದ್ದ ಹಿಮಾಲಯ ಸ್ಪೇಸ್ ಸೆಂಟರ್ ಮುಖ್ಯಸ್ಥರಾದ ಶ್ರೀದೇವಿ ರೂಗಿ ಅವರು, ವಿದ್ಯಾರ್ಥಿಗಳ ವಿಜ್ಞಾನ ಆಸಕ್ತಿ ಪ್ರೋತ್ಸಾಹಿಸುವ, ಪ್ರತಿಭೆ ಗುರುತಿಸಲು ಇಂತಹ ವಿಜ್ಞಾನ ವಸ್ತು ಪ್ರದರ್ಶನ ಅವಶ್ಯಕವಾಗಿದೆ.. ಸಂಸ್ಕಾರ ಶಾಲೆಯು ಈ ದಿಶೆಯಲ್ಲಿ ವಿಭಿನ್ನ ರೀತಿ ಮಕ್ಕಳ ಪ್ರತಿಭೆ ಪ್ರೋತ್ಸಾಹಿಸುವ ಕಾರ್ಯ ಮಾಡುತ್ತಿರುವುದು ಶ್ಲಾಘನೀಯ ಎಂದರು.

ಕೆಎಲ್ಇ ಫಿಜಿಯೋಥೆರಪಿ ಕಾಲೇಜಿನ ಪ್ರಾಧ್ಯಾಪಕಿ ಡಾ. ವೀಣಾ ಬೆಂಬಳಗಿ ಅವರು ಮಾತನಾಡಿ, ಸಂಸ್ಕಾರ ಶಾಲೆಯು ಮಕ್ಕಳಿಗೆ ಅತ್ಯುತ್ತಮ ವೇದಿಕೆ ಕಲ್ಪಿಸಿದೆ. ಯಶಸ್ಸು ಎಂಬುದು ವಿಭಿನ್ನ, ಅದು ಪ್ರತಿಭೆಗಳಿಗೆ ಮಾತ್ರ ಲಭಿಸುತ್ತದೆ. ಈ ಅವಕಾಶವನ್ನು ವಿದ್ಯಾರ್ಥಿಗಳು ಅತ್ಯುತ್ತಮವಾಗಿ ಬಳಸಿಕೊಂಡಿದ್ದಾರೆ ಎಂದು ಹರ್ಷ ವ್ಯಕ್ತಪಡಿಸಿದರು.

ಪರಿವರ್ತನ ಪಿಯು ಕಾಲೇಜಿನ ಚೇರಮನ್ ಡಾ.ಶಾರದಾ ಮತ್ತಿಕೊಪ್ಪ, ಶಾಂತಲಾ ಟ್ಯುಟೋರಿಯಲ್ಸ್‌ನ ರಕ್ಷಾ ಕಾಮತ್ ಅವರು ಮಾತನಾಡಿ, ವಿಜ್ಞಾನ ಎಂಬುದು ಮನುಷ್ಯನಿಗೆ ಅತ್ಯುತ್ತಮವಾದ ಕೊಡುಗೆಯಾಗಿದೆ. ಜಗತ್ತಿನಲ್ಲಿ ನಿಮ್ಮದೇ ಆದ ಹೆಜ್ಜೆ ಗುರುತು ಮೂಡಿಸಿ. ಚಿಕಿತ್ಸಕ, ಪ್ರಶ್ನೆ ಮಾಡುವಂತಹ ಮನೋಭಾವ ಬೆಳೆಸಿಕೊಳ್ಳಿ ಎಂದು ನುಡಿದರು.

ಶಾಲೆಯ ಸಂಸ್ಥಾಪಕ ಅಧ್ಯಕ್ಷರಾದ ಮಹೇಂದ್ರ ಸಿಂಘಿ, ಅಧ್ಯಕ್ಷ ಮಹಾವೀರ ಕುಂದೂರ, ಕಾರ್ಯದರ್ಶಿ ಸುಧೀರ ವೋರಾ, ಖಜಾಂಚಿ ಉಜ್ವಲ್ ಸಿಂಘಿ, ನಿರ್ದೇಶಕರಾದ ಸಪ್ನಾ ವೋರಾ ಹಾಗೂ ಇತರರು ವಿಜ್ಞಾನ ಪ್ರದರ್ಶನ ವೀಕ್ಷಿಸಿ ಮೆಚ್ಚುಗೆ ವ್ಯಕ್ತಪಡಿಸಿದರು.

9TH INTERNATIONAL CONFERENCE OF PHYSICAL THERAPY

INCPT AIIMS-2023

Theme: Innovation and Integration: "Shaping The Future of Global Physical Therapy"

22ND DECEMBER 2023

Venue: AIIMS, New Delhi



Dr. Rinkle Malani



Dr. Prashant Mukkannavar

RESOURCE PERSONS

Hands on Workshop on
Differential Diagnosis and Reconceptualization of Pain: Integrating pain Science into clinical Practice

Organised By:

PATRON
PROF. LOKESH KASHYAP
HoD, Department of Anaesthesiology Pain Medicine & Critical Care, AIIMS

CHAIRPERSON
SMITA DAS
Chief Physiotherapist
Department of PMR
AIIMS

ORGANIZING SECRETARY
ARUSHI KAUL SARAF

TREASURER
SHAILESH KUMAR SINGH
PINTU KUMAR

JOINT ORGANIZING SECRETARIES
DR. RAJEEV AGGARWAL
PRABHAT RANJAN
MAYANK GARG

To
Dr.Prashant Mukkannawar
Professor & Principle KLE College of
Physiotherapy, Hubbai Bengaluru

Subject: Invitation to 9th International Conference of Physical Therapy 2023 as a resource person for the pre conference workshop on 22nd of December and as a Guest Speaker

We extend our heartfelt invitation to you as the esteemed Head of the Department of at AIIMS, New Delhi, to join us for this prestigious event. The conference, themed 'Innovation Integration: Shaping the Future of Global Physiotherapy,' is scheduled to take place from 23rd to 24th December 2023, with pre-conference workshops on 22nd December 2023 and a post-conference workshop on 25th December 2023, all hosted at the J.L Auditorium, AIIMS.

Your presence as a distinguished Resource Person will undoubtedly add value to our conference, providing insight and perspective of Professionals .

We believe that your involvement will contribute significantly to the success of the conference and foster collaboration among professionals. We look forward to the honor of your presence and appreciate your consideration of this invitation.

Thank you for your time and support

Warm Regards

Arushi Kaul Saraf
Organising Secretary
INCPT AIIMS 2023


9TH INTERNATIONAL CONFERENCE OF PHYSICAL THERAPY
INCPT AIIMS-2023
Theme: Innovation and Integration: "Shaping The Future of Global Physical Therapy"
23rd & 24th DECEMBER 2023
Venue: Jawaharlal Auditorium, AIIMS, New Delhi
SPEAKER
Organized By:
Physiotherapy Unit, Department of Anaesthesiology, Pain Medicine and Critical Care, AIIMS, New Delhi


9TH INTERNATIONAL CONFERENCE OF PHYSICAL THERAPY
INCPT AIIMS-2023
Theme: Innovation and Integration: "Shaping The Future of Global Physical Therapy"
23rd & 24th DECEMBER 2023
Venue: Jawaharlal Auditorium, AIIMS, New Delhi
Chairperson
Organized By:
Physiotherapy Unit, Department of Anaesthesiology, Pain Medicine and Critical Care, AIIMS, New Delhi

9th INTERNATIONAL CONFERENCE OF PHYSICAL THERAPY- AIIMS 2023

Organized by

PHYSIOTHERAPY UNIT, DEPARTMENT OF ANAESTHESIOLOGY PAIN MEDICINE & CRITICAL CARE,
AIIMS, ANSARI NAGAR, NEW DELHI – 110029

VENUE: JAWAHAR LAL AUDITORIUM, AIIMS, NEW DELHI

THEME: INNOVATION AND INTEGRATION: SHAPING THE FUTURE OF GLOBAL PHYSICAL THERAPY

PATRON
PROF. LOKESH KASHYAP
HoD, Department of Anaesthesiology Pain Medicine & Critical Care, AIIMS

CHAIRPERSON
SMITA DAS
Chief Physiotherapist
Department of PMR
AIIMS

ORGANIZING SECRETARY
ARUSHI KAUL SARAF

TREASURER
SHAILESH KUMAR SINGH
PINTU KUMAR

JOINT ORGANIZING SECRETARIES
DR. RAJEEV AGGARWAL
PRABHAT RANJAN
MAYANK GARG

To,

Dr. Prashant Mukkannavar
Principal
KLE College of Physiotherapy,
Kotagondhunshi Hubballi 580028, Karnataka

I hope this message finds you well. On behalf of the Organizing Committee of INCPT AIIMS 2023, it is my pleasure to inform you that you have been selected to receive the distinguished this recognition is a testament to your **BEST ACADEMICIAN** to the field of physiotherapy.

The event is scheduled to take place at AIIMS, New Delhi on the 23rd and 24th of December 2023, with the overarching theme of "Innovation and Integration: Shaping the Future of Global Physiotherapy." The award presentation is scheduled to take place in the JL Auditorium or the Conference Hall on 23rd and 24th of December 2023

Your Presence at this prestigious occasion will be highly appreciated we look forward to celebrating your achievement in the field of Physiotherapy.

Regards

Arushi Kaul

ARUSHI KAUL SARAF
Organising Secretary
INCPT, AIIMS- 2023

Conference Secretariat: Physiotherapy Room, AB-8, 8th Floor Department of Anaesthesiology Pain Medicine & Critical Care, AIIMS, New Delhi-110029.
Email: incptaiims2023@gmail.com
Web site : www.incptaiims.org , www.aiims.edu/events
Mobile: 9811914068, 9013335865, 9312619885, 9811741421, 08368985978

शरीरमाद्यं खलु धर्मसाधनम्

9TH INTERNATIONAL CONFERENCE OF PHYSICAL THERAPY

INCPT AIIMS-2023

Theme: Innovation and Integration: "Shaping The Future of Global Physical Therapy"

Best Academician Award

Hereby Bestowed to

PRASHANT Þ MUKKANNWAR

for Excellent contribution in the field of Physiotherapy

on 23rd & 24th December, 2023

at Jawahar Lal Auditorium, All India Institute of Medical Sciences (AIIMS), New Delhi.

Smita Das
Organising Chairperson

Arushi Kaul Saraf
Organising Secretary

DEPARTMENT OF BIOTECHNOLOGY
Ministry of Science & Technology
Government of India

ICRC

Academic Partner
Galgotias University, Greater Noida

Education Partner
NPTE FINAL FRONTIER

SERB DIA

9TH INTERNATIONAL CONFERENCE OF PHYSICAL THERAPY

INCPT AIIMS-2023

Theme: Innovation and Integration: "Shaping The Future of Global Physical Therapy"

Reg. No. : F119

Certificate of Participation

This is to certify that

Prashant B Mukkannavar

has participated as a Faculty in INCPT AIIMS-2023 organised by Physiotherapy Unit, Department of Anaesthesiology, Pain Medicine and Critical Care, AIIMS, New Delhi on 23rd & 24th December, 2023 at Jawahar Lal Auditorium, All India Institute of Medical Sciences, New Delhi.

Prof. Lokesh Kashyap
Patron

Smita Das
Organising Chairperson

Arushi Kaul Saraf
Organising Secretary

शरीरमाद्यं खलु धर्मसाधनम्

DEPARTMENT OF BIOTECHNOLOGY
Ministry of Science & Technology
Government of India

ICRC

Academic Partner
Galgotias University, Greater Noida

Education Partner
NPTE FINAL FRONTIER

iNSERB DIA

9TH INTERNATIONAL CONFERENCE OF PHYSICAL THERAPY

INCPT AIIMS-2023

Theme: Innovation and Integration: "Shaping The Future of Global Physical Therapy"

Certificate of Participation

This is to certify that

Dr. Prashant Mukkannavar.

has participated as a Chair Person in INCPT AIIMS-2023 organised by Physiotherapy Unit, Department of Anaesthesiology, Pain Medicine and Critical Care, AIIMS, New Delhi on 23rd & 24th December, 2023

at Jawahar Lal Auditorium, All India Institute of Medical Sciences, New Delhi.

Prof. Lokesh Kashyap
Patron

Smita Das
Organising Chairperson

Arushi Kaul Saraf
Organising Secretary

शरीरमाद्यं खलु धर्मसाधनम्

DEPARTMENT OF BIOTECHNOLOGY
Ministry of Science & Technology
Government of India

ICRC

Academic Partner
Galgotias University, Greater Noida

Education Partner
NPTE FINAL FRONTIER

SERB INDIA

9TH INTERNATIONAL CONFERENCE OF PHYSICAL THERAPY

INCPT AIIMS-2023

Theme: Innovation and Integration: "Shaping The Future of Global Physical Therapy"

Certificate of Participation

This is to certify that

Dr. Prashant Mukkannavar

has participated as a Chair Person in INCPT AIIMS-2023 organised by Physiotherapy Unit, Department of Anaesthesiology, Pain Medicine and Critical Care, AIIMS, New Delhi on 23rd & 24th December, 2023

at Jawahar Lal Auditorium, All India Institute of Medical Sciences, New Delhi.

Prof. Lokesh Kashyap
Patron

Smita Das
Organising Chairperson

Arushi Kaul Saraf
Organising Secretary

National Forensic Sciences University
Knowledge | Wisdom | Fulfilment
An Institution of National Importance
(Ministry of Home Affairs, Government of India)

Karnataka Institute for DNA Research
(An Autonomous Institute under Department of Higher Education Government of Karnataka)

Certificate

This is to certifiy that

Dr. Bhushan B Kulkarni

Awarded Best Oral Presentation Titled

Genetic polymorphism in the Angiotensin Converting Enzyme (ACE-1) Gene I/D Linked to the Severity of COVID-19 Infection in Belgavi District, North karnataka

at

International Conference on Recent Trends in DNA Forensics

held at National Forensic Sciences University, Dharwad, Karnataka, India on 29th & 30th November, 2023.

Organizing Secretary
Dr. Saroj P. Babar

Convenor
Prof. (Dr.) Manjunath Ghate

Certificate No.: NFSU-DH/CON-1/RTDNAF/2023/ BOP 01

DEPARTMENT OF BIOTECHNOLOGY
MINISTRY OF SCIENCE & TECHNOLOGY, GOVERNMENT OF INDIA

JSS ACADEMY OF HIGHER EDUCATION & RESEARCH
(DEEMED TO BE UNIVERSITY) MYSURU

Azadi Ka Amrit Mahotsav

JSS Academy of Higher Education & Research, Mysuru

(Deemed to be University), Accredited 'A+' Grade by NAAC

Harnessing a decade of education and research

Department of Biotechnology & Bioinformatics



INTERNATIONAL CONFERENCE ON ONE HEALTH: BIOTECHNOLOGY AS A CATALYST FOR SUSTAINABLE DEVELOPMENT (HEAL-BioTec-2023)

CERTIFICATE OF EXECELLENCE

This is to certify that Mr./Ms./Mrs./Dr. ABHIJIT BHATKAL of KLE Academy of Higher Education and Research has presented a Paper / Poster entitled Arvenin I, a potential phytoconstituent from Picorrhiza kurroa targeting HSP90AA1 and PRKCA for the treatment of Type-2 Diabetes Mellitus and won **SECOND PRIZE** in the DST-SERB, DBT & CSIR sponsored International Conference on "ONE HEALTH: Biotechnology as a Catalyst for Sustainable Development (HEAL-BioTec-2023)" hosted by the Department of Biotechnology & Bioinformatics, School of Life Sciences, JSS Academy of Higher Education & Research, Mysuru, during 7th to 9th December 2023

Dr. B. Manjunatha	Prof. Raveesha KA	Dr. Gopenath TS	Dr. Kirankumar MN
Registrar	Convener	Organizing Secretary	Organizing Secretary